



US00D439142S

(12) **United States Design Patent**  
**McGrath, Jr.**

(10) **Patent No.:** **US D439,142 S**

(45) **Date of Patent:** **\*\* Mar. 20, 2001**

(54) **UTILITY CLIP**

(76) **Inventor:** **Terence J. McGrath, Jr.**, 193  
Hulsetown Rd., Chester, NY (US)  
10940

(\*\*) **Term:** **14 Years**

(21) **Appl. No.:** **29/121,964**

(22) **Filed:** **Apr. 18, 2000**

(51) **LOC (7) Cl.** ..... **08-05**

(52) **U.S. Cl.** ..... **D8/370**

(58) **Field of Search** ..... D8/370; 24/552;  
248/302, 303

4,821,543	4/1989	Scungio .
4,850,483	7/1989	Stack .
4,901,406	2/1990	Shelby et al. .
5,024,410	6/1991	Ripley .
5,177,881	1/1993	Moore .
5,313,669	5/1994	Rasdell et al. .
5,318,292	6/1994	DeMarco .
5,367,742	11/1994	Bindman .
5,553,345	9/1996	Bell .
5,564,166	10/1996	Roy .
5,586,674	12/1996	Nachbauer .
5,647,099	7/1997	Cohen .
5,655,270	8/1997	Boisvert .

\* cited by examiner

*Primary Examiner*—Holly Baynham

(74) *Attorney, Agent, or Firm*—Henderson & Sturm LLP

(56) **References Cited**

**U.S. PATENT DOCUMENTS**

183,702	10/1876	Pierce .	
207,703	9/1878	Anderson .	
D. 350,279	* 9/1994	Tate .....	D8/373
488,913	* 12/1892	Wood .....	24/552
760,171	5/1904	Atwell .	
1,235,854	8/1917	Stapf .	
1,369,822	3/1921	Lynch .	
1,564,301	12/1925	Wilson .	
1,758,685	5/1930	Boye .	
2,307,808	1/1943	Segal .	
2,457,195	12/1948	Bagnall, Jr. .	
2,658,773	11/1953	Tarris .	
2,802,250	8/1957	Klotz .	
3,145,443	8/1964	Gallagher .	
3,161,929	12/1964	Swett .	
3,561,037	2/1971	Hachtel .	
3,585,693	6/1971	Barnhardt .	
3,755,858	9/1973	McPhaul .	
3,861,002	1/1975	Gordon .	
4,033,143	7/1977	Michael .	
4,625,862	12/1986	Clayton .	
4,707,906	11/1987	Posey .	

(57) **CLAIM**

The ornamental design for a utility clip, as shown and described.

**DESCRIPTION**

A portion of the disclosure of this patent document, including appendices, may contain material which is subject to copyright protection. The copyright owner has no objection to the facsimile reproduction by anyone of the patent document or the patent disclosure, as it appears in the Patent and Trademark Office patent file or records, but otherwise reserves all copyright rights whatsoever.

FIG. 1 is a perspective view of the utility clip of the present invention in an open unlatched position;

FIG. 2 is a front elevational view of the utility clip in a closed latched position;

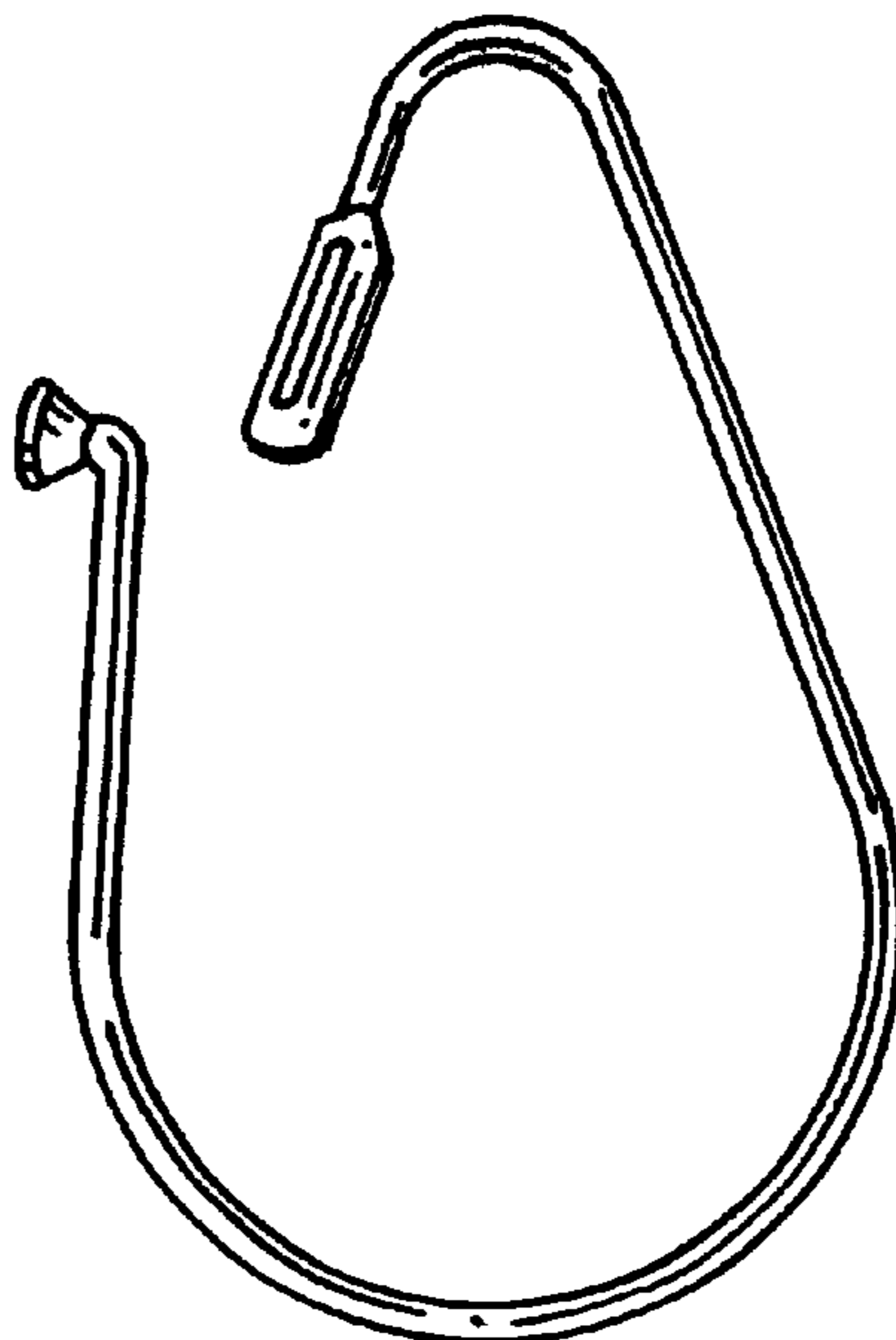
FIG. 3 is a left side elevational view thereof;

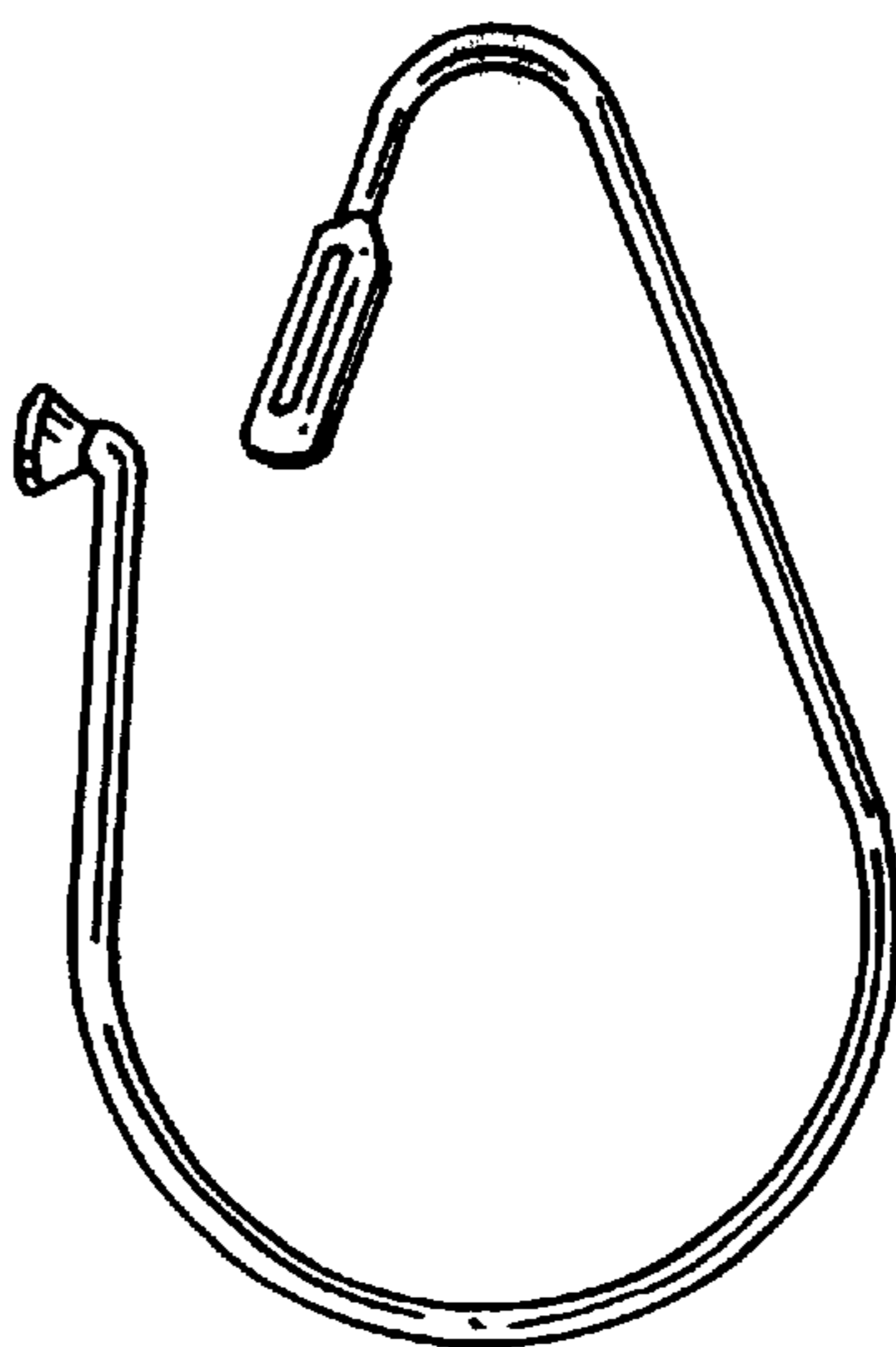
FIG. 4 is a right side elevational view thereof;

FIG. 5 is a top plan view thereof; and,

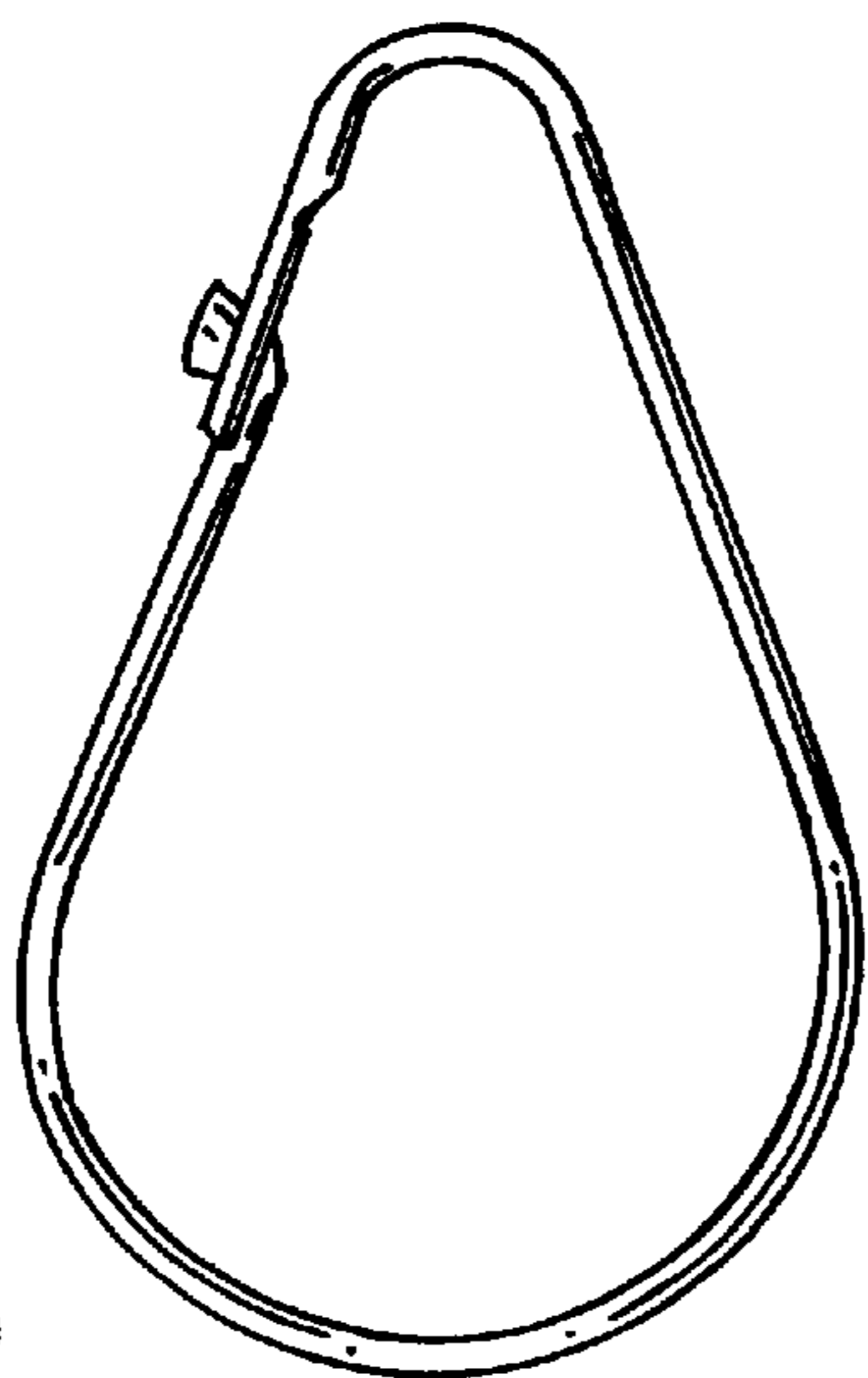
FIG. 6 is a bottom plan view thereof.

**1 Claim, 1 Drawing Sheet**

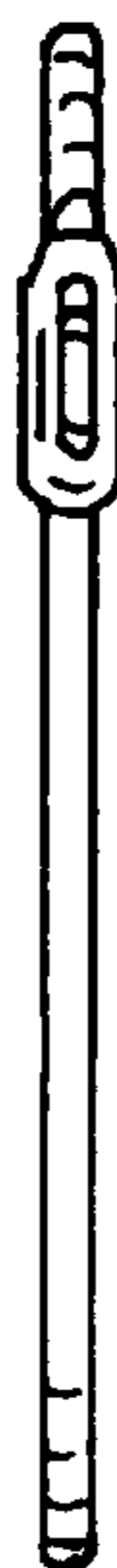




*Fig. 1*



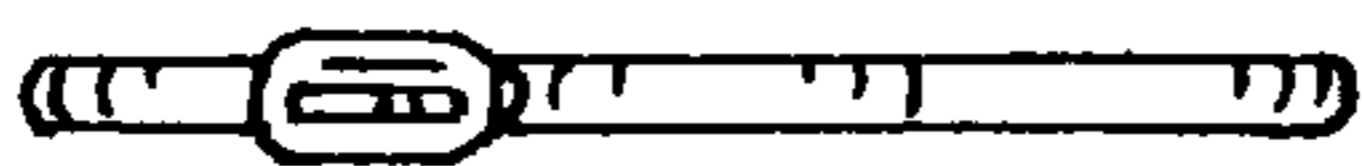
*Fig. 2*




*Fig. 3*



*Fig. 4*



*Fig. 5*



*Fig. 6*