



US00D439140S

(12) **United States Design Patent**  
**Jokinen et al.**

(10) **Patent No.:** **US D439,140 S**

(45) **Date of Patent:** **\*\* Mar. 20, 2001**

(54) **MOUNT FOR HANDSET HOLDER**

(75) Inventors: **Tapani Jokinen**, Turku; **Pekka Majanen**, Halikko, both of (FI)

(73) Assignee: **Nokia Mobile Phones, Ltd.**, Espoo (FI)

(\*\*) Term: **14 Years**

(21) Appl. No.: **29/111,544**

(22) Filed: **Sep. 28, 1999**

(30) **Foreign Application Priority Data**

Apr. 1, 1999 (FI) ..... M19990280

(51) **LOC (7) Cl.** ..... **08-05**

(52) **U.S. Cl.** ..... **D8/363**

(58) **Field of Search** ..... D8/363, 354; 248/314,  
248/309.1, 300, 200

(56) **References Cited**

**U.S. PATENT DOCUMENTS**

- D. 207,403 \* 4/1967 Schulke ..... D14/253
- D. 228,462 \* 9/1973 Bailey ..... D14/253
- D. 321,885 11/1991 Sheldrake ..... D14/253
- D. 350,545 9/1994 Olkkola et al. .... D14/253
- D. 352,031 11/1994 Tattari et al. .... D14/149

- D. 356,798 3/1995 Rudkiewicz et al. .... D14/253
- D. 358,822 5/1995 Rudkiewicz et al. .... D14/253
- D. 361,335 8/1995 Rudkiewicz et al. .... D14/253
- D. 399,848 10/1998 Hebblewhite et al. .... D14/253
- 4,700,918 \* 10/1987 Andrasko, Jr. .... 248/251
- 5,397,088 \* 3/1995 White ..... 248/309.1

\* cited by examiner

*Primary Examiner*—Holly Baynham

(74) *Attorney, Agent, or Firm*—Perman & Green, LLP

(57) **CLAIM**

The ornamental design of a “mount for handset holder,” as shown and described.

**DESCRIPTION**

FIG. 1 is a bottom plan view of a mount for handset holder showing our new design;  
 FIG. 2 is a bottom, rear and right side perspective view thereof;  
 FIG. 3 is a front elevational view thereof;  
 FIG. 4 is a left side view thereof;  
 FIG. 5 is a top plan view thereof;  
 FIG. 6 is a top, front and right side perspective view thereof;  
 FIG. 7 is a rear elevational view thereof; and,  
 FIG. 8 is a right side view thereof.

**1 Claim, 2 Drawing Sheets**

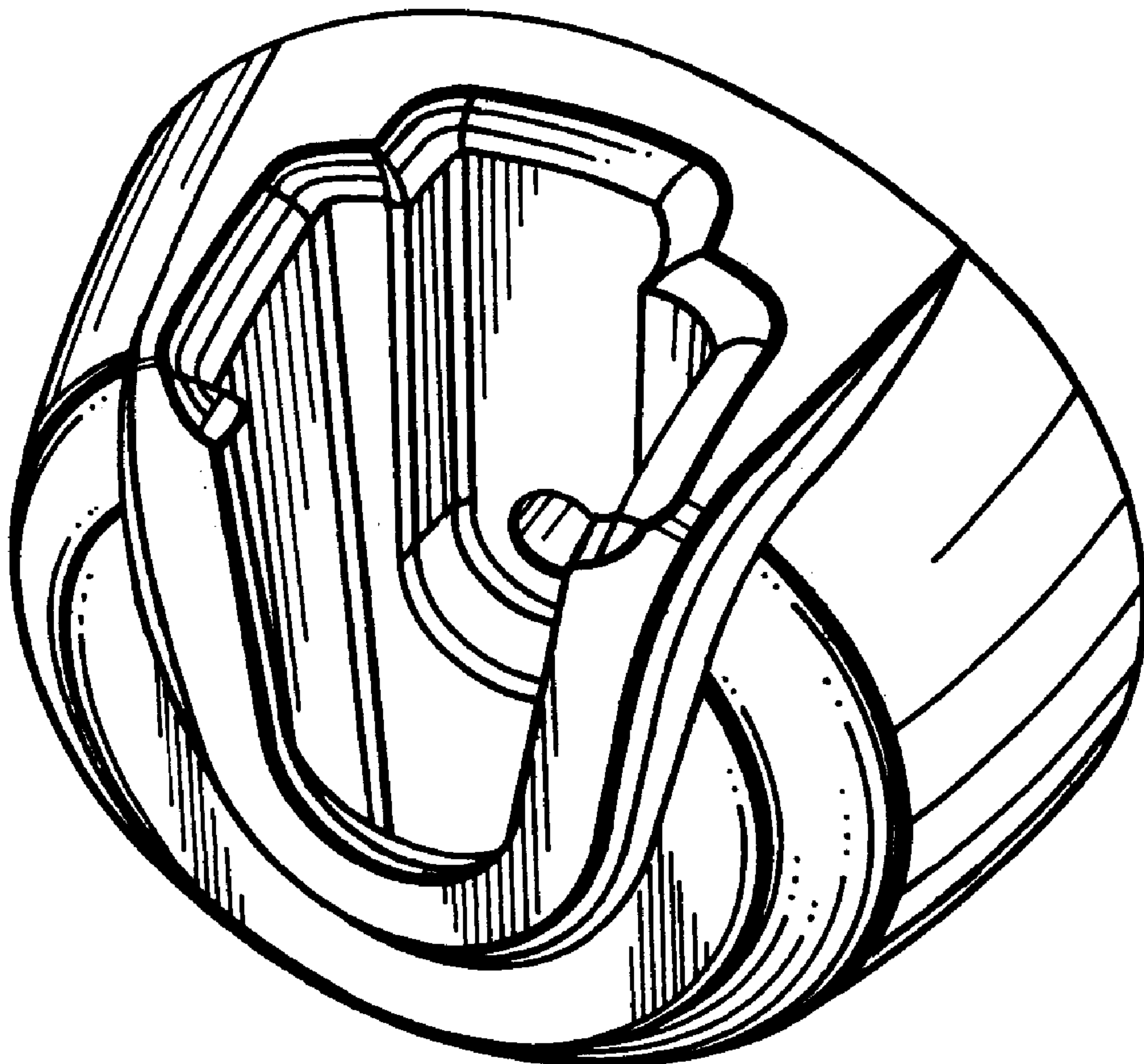


FIG. 1.

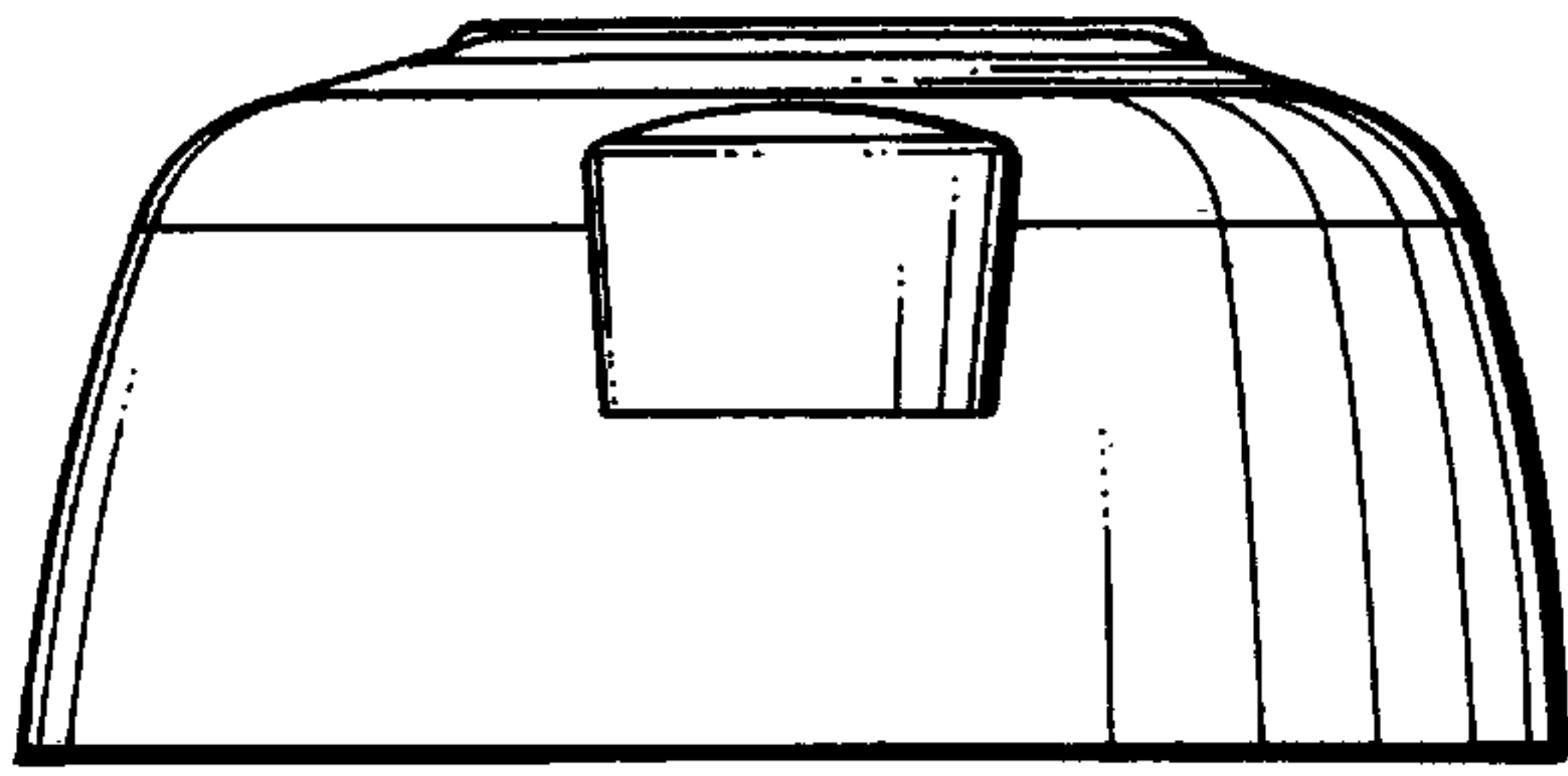


FIG. 2.




FIG. 3.

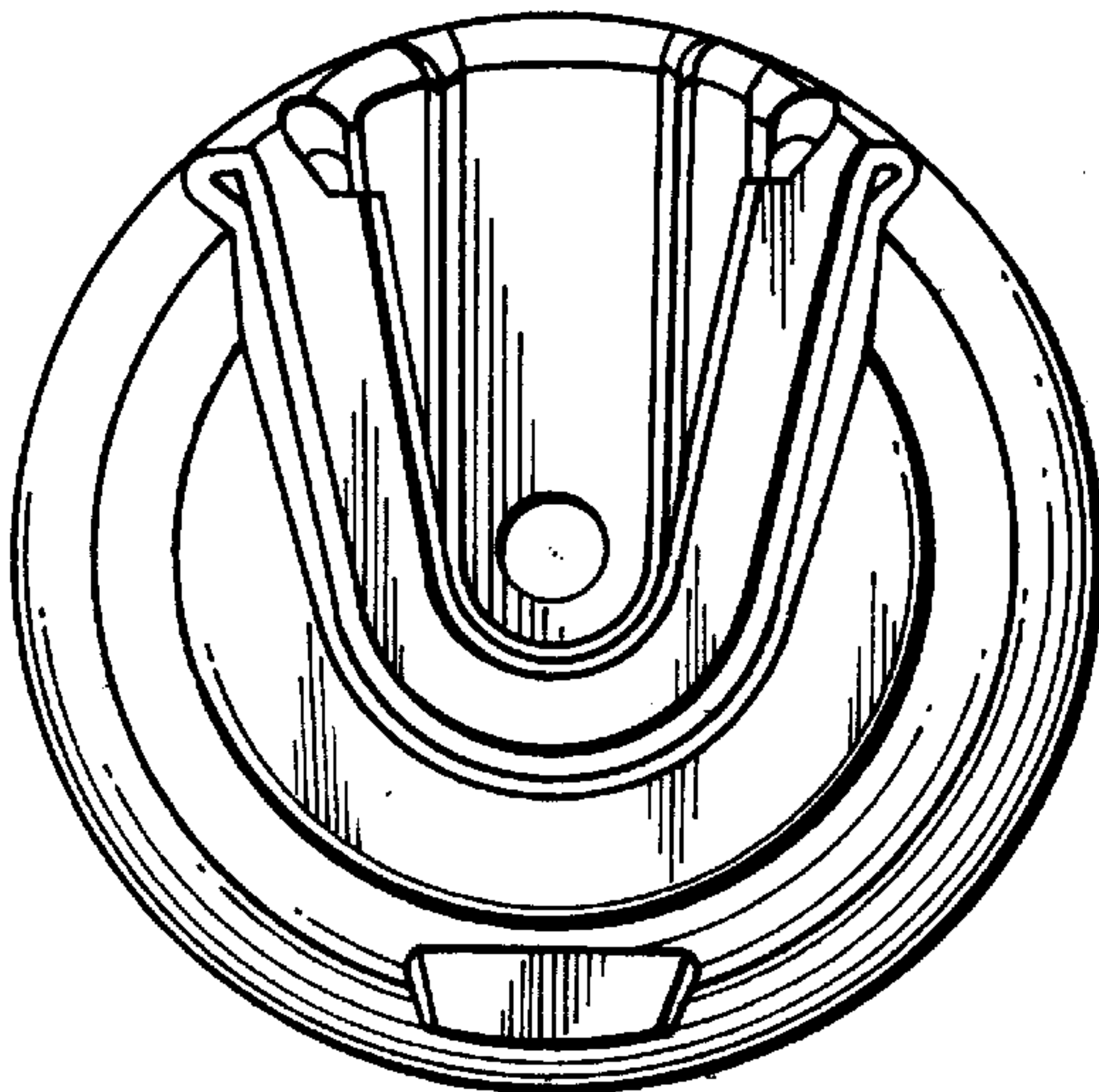


FIG. 4.




FIG. 5.

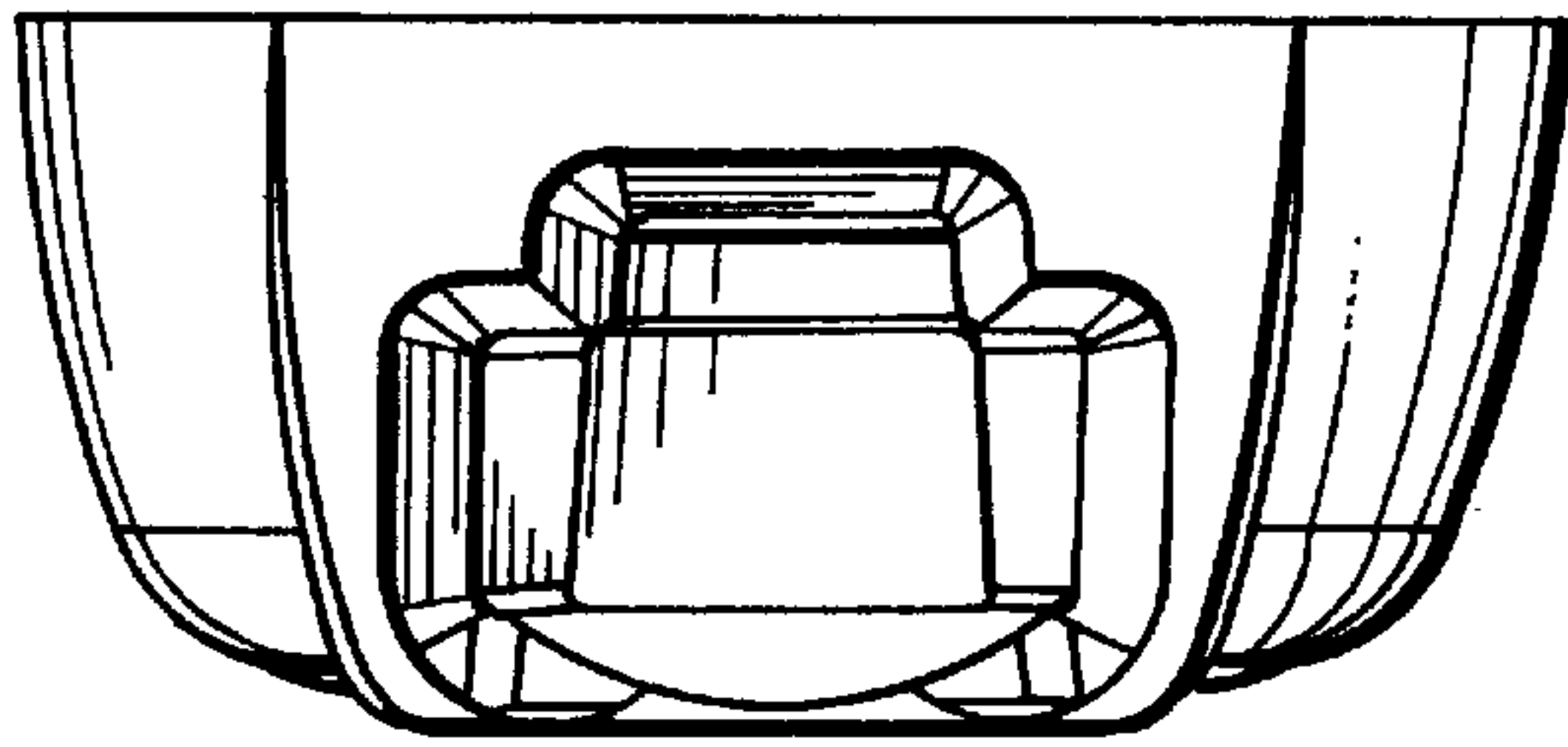


FIG. 6.

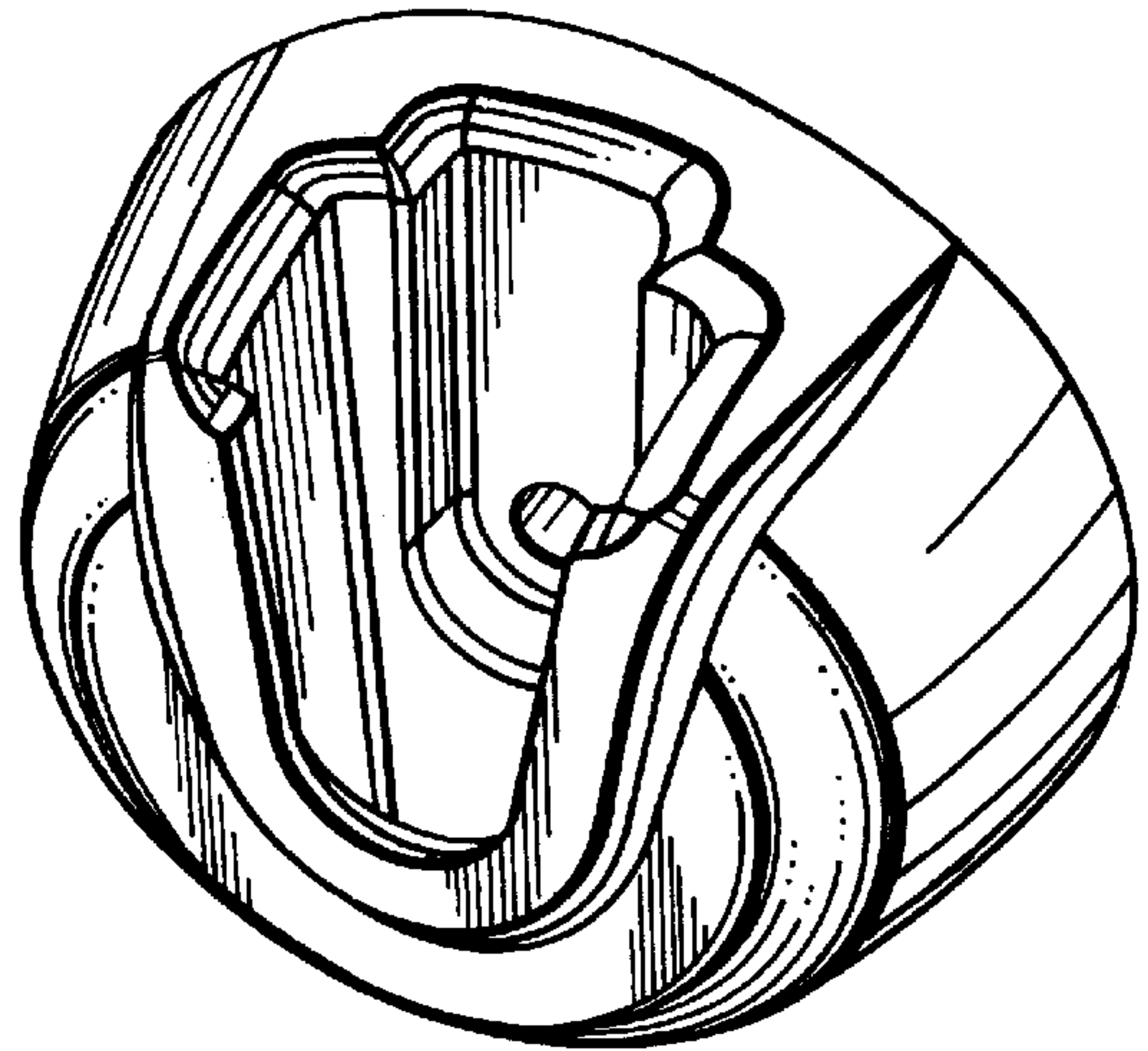


FIG. 7.




FIG. 8.

