



US00D439131S

(12) **United States Design Patent**
Bruno

(10) **Patent No.:** **US D439,131 S**

(45) **Date of Patent:** **** Mar. 20, 2001**

(54) **DOOR CLOSER COVER**

(75) Inventor: **Robert H. Bruno**, Avon, CT (US)

(73) Assignee: **Ingersoll-Rand Architectural Hardware Group Limited**, Birmingham (GB)

(**) Term: **14 Years**

(21) Appl. No.: **29/107,763**

(22) Filed: **Jul. 13, 1999**

(30) **Foreign Application Priority Data**

Jan. 13, 1999 (GB) 2080338

(51) **LOC (7) Cl.** **08-07**

(52) **U.S. Cl.** **D8/330**

(58) **Field of Search** D8/330, 343, 346;
16/49, 52, 59, 62, 71

(56) **References Cited**

U.S. PATENT DOCUMENTS

- D. 261,099 * 10/1981 Russell D8/330
- D. 364,081 * 11/1995 Yates et al. D8/330
- 3,252,178 * 5/1966 Check et al. 16/49
- 3,415,562 * 12/1968 Petersen 16/49 X

* cited by examiner

Primary Examiner—Susan J. Lucas

Assistant Examiner—Jennifer Rivard

(74) *Attorney, Agent, or Firm*—Michael H. Minns

(57) **CLAIM**

The ornamental design for a door closer cover, as shown and described.

DESCRIPTION

FIG. 1 is a front view of a door closer cover according to the present invention;

FIG. 2 is a top view of a door closer cover according to the present invention;

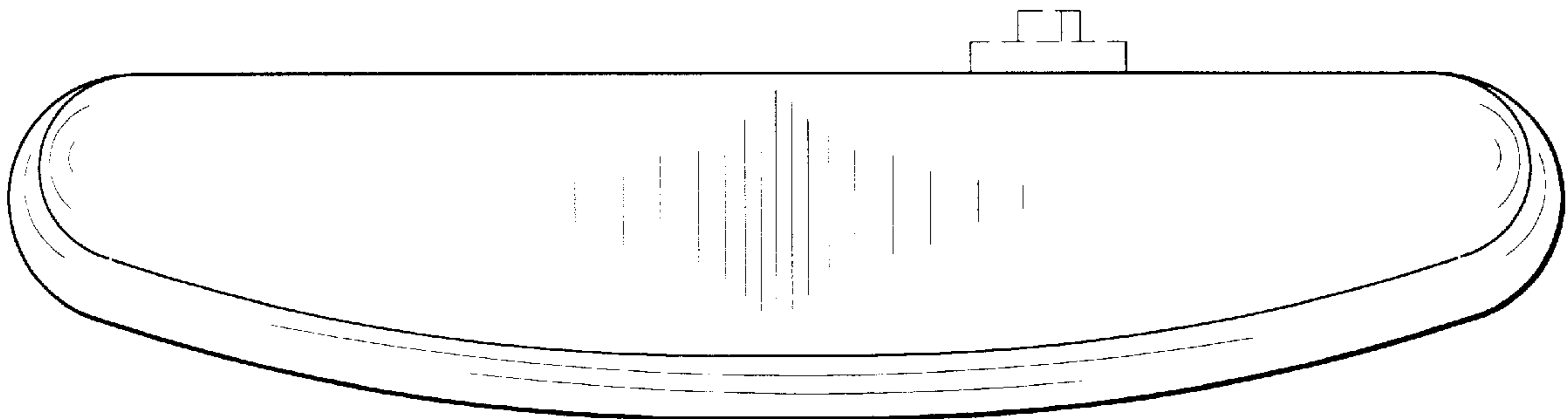
FIG. 3 is a bottom view of a door closer cover according to the present invention;

FIG. 4 is a left side view of a door closer cover according to the present invention; and,

FIG. 5 is a right side view of a door closer cover according to the present invention.

The broken line disclosure is for illustrative purposes only and forms no part of the claimed design. The surface(s) or portion(s) of the article not shown in the drawing or described in the specification form(s) no part of the claimed design.

1 Claim, 2 Drawing Sheets



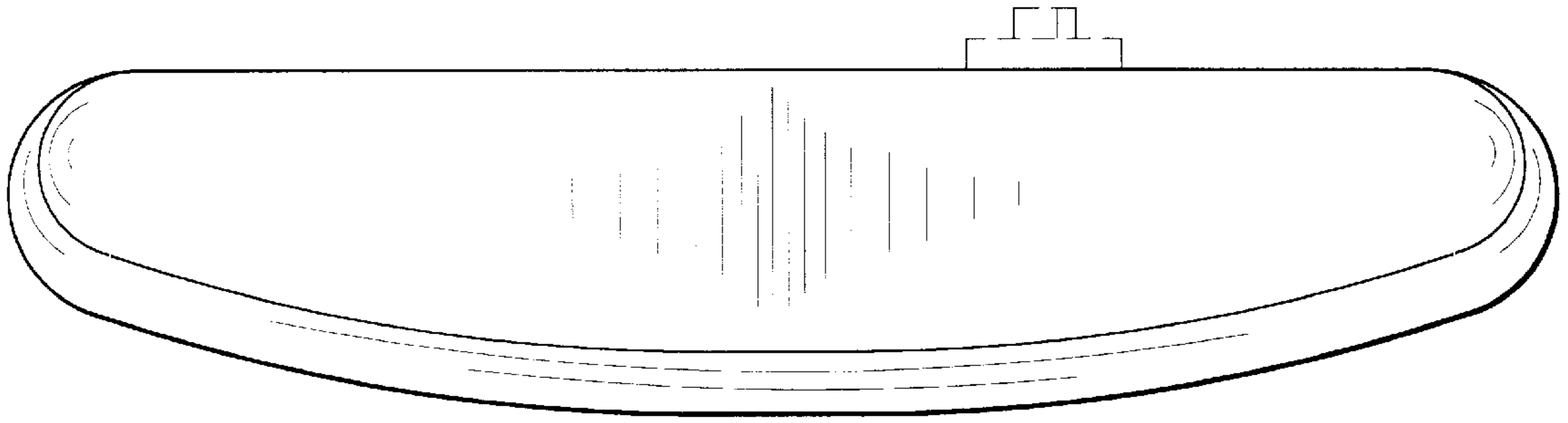


Fig. 1

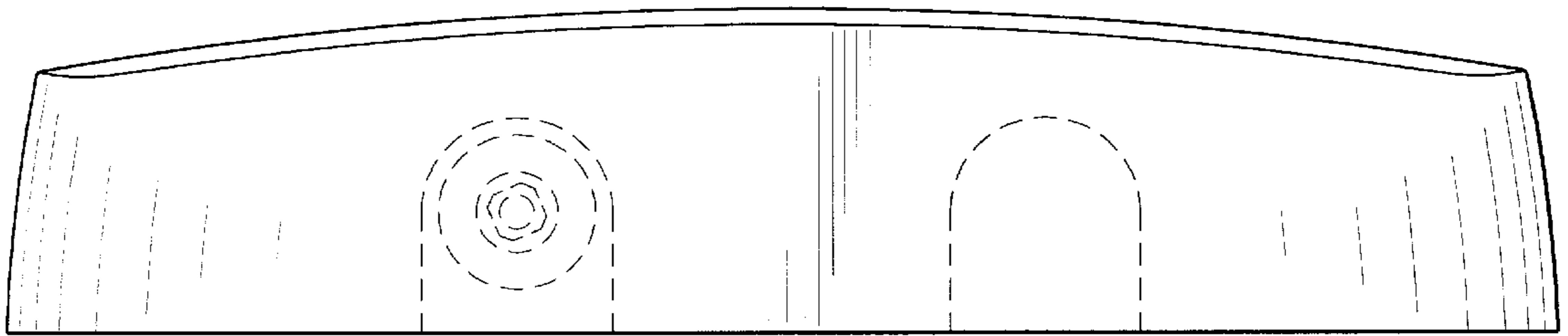


Fig. 2

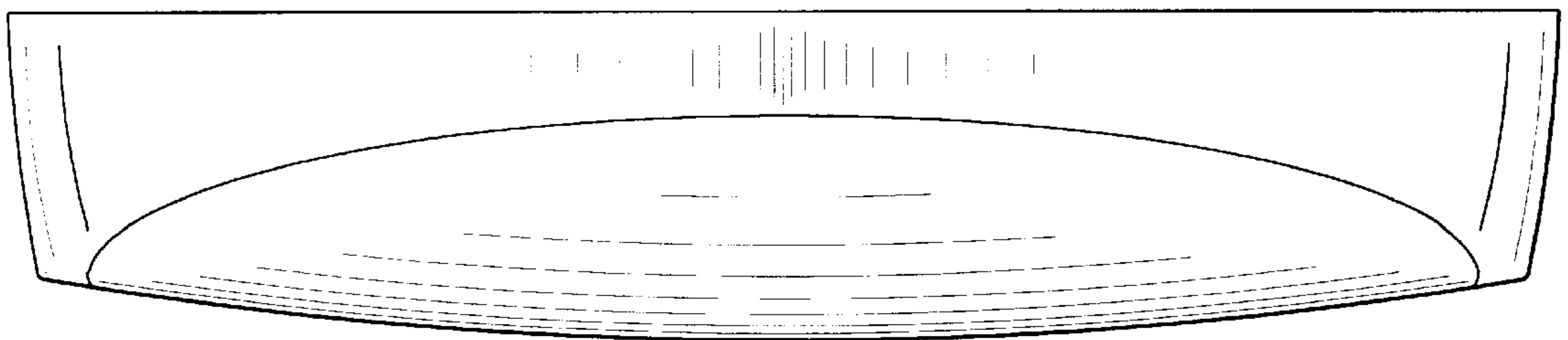


Fig. 3

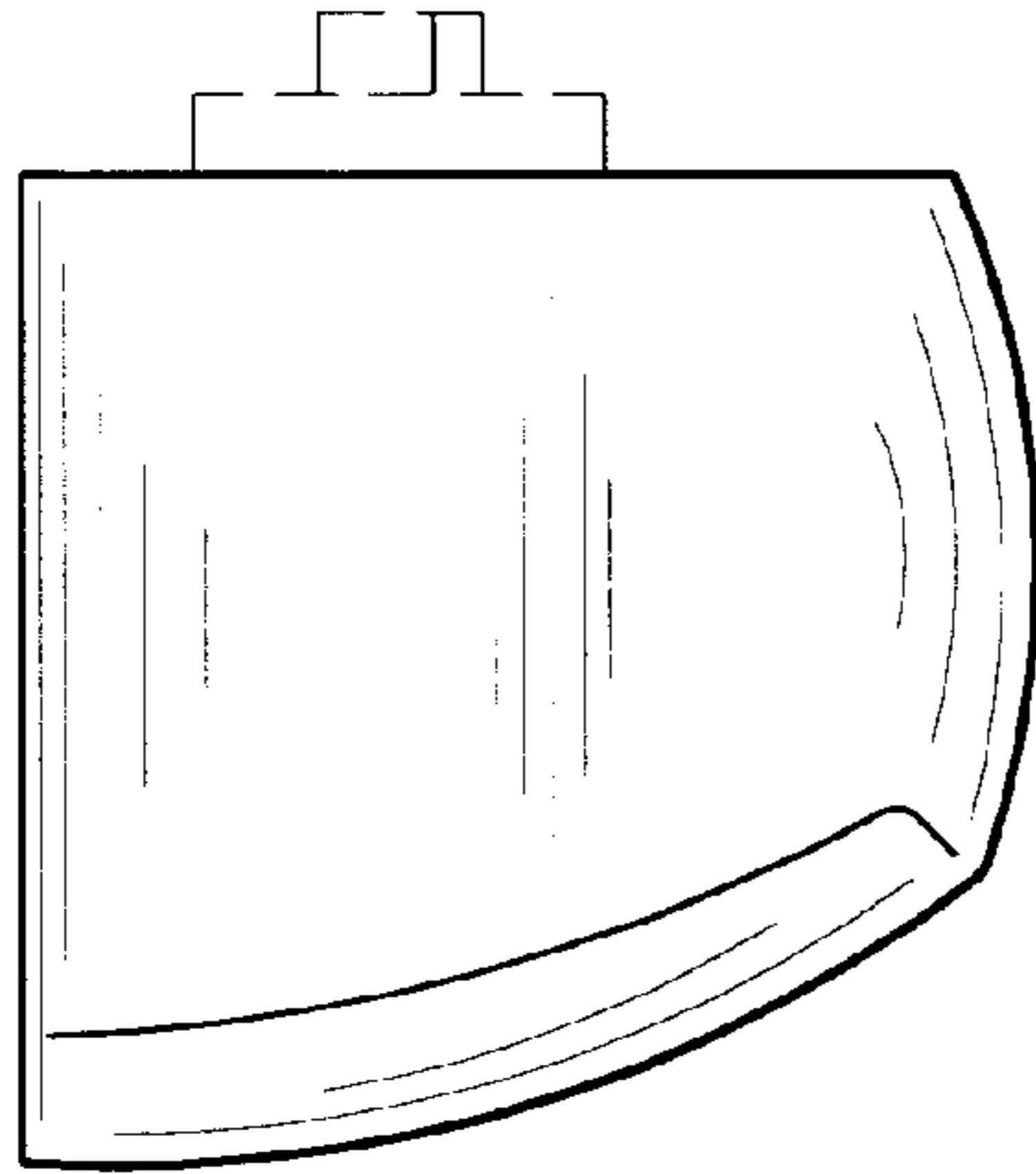


Fig. 4

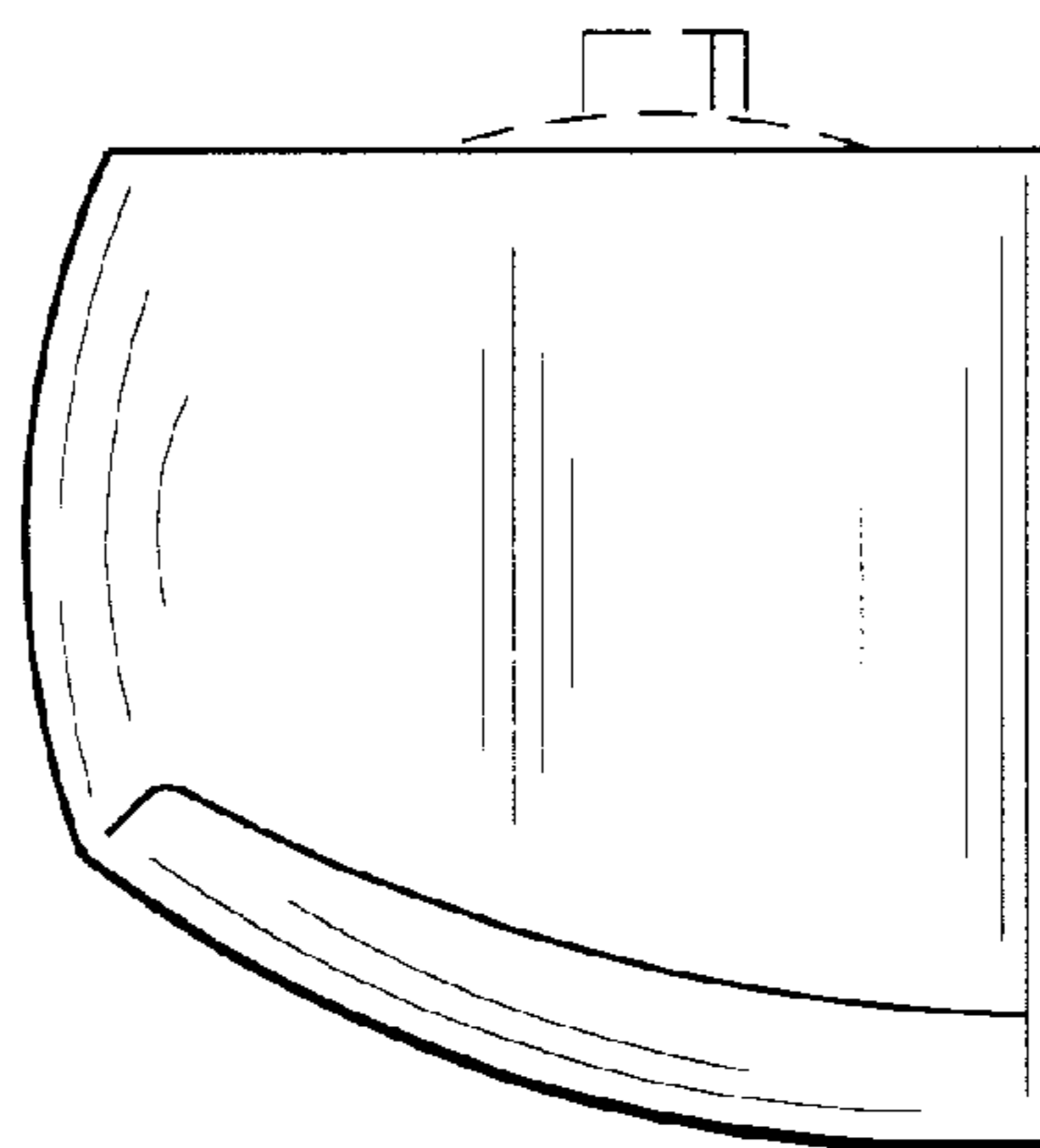


Fig. 5