



US00D439101S

(12) **United States Design Patent**
Simons, Jr. et al.

(10) **Patent No.: US D439,101 S**
(45) **Date of Patent: ** Mar. 20, 2001**

(54) **BACK COVER FOR A SEATING UNIT**

(75) Inventors: **George J. Simons, Jr.**, Grand Rapids, MI (US); **Thomas Overthun**, San Francisco; **Thomas B. Eich**, Palo Alto, both of CA (US); **Ronda R. Simons**, Grand Rapids; **Gordon J. Peterson**, Rockford, both of MI (US)

(73) Assignee: **Steelcase Development Inc.**, Grand Rapids, MI (US)

(**) Term: **14 Years**

(21) Appl. No.: **29/103,178**

(22) Filed: **Apr. 9, 1999**

(51) **LOC (7) Cl. 06-06**

(52) **U.S. Cl. D6/611; D6/366; D6/500**

(58) **Field of Search D6/334, 335, 364, D6/365, 366, 367, 500, 501, 502, 610, 611; 150/158; 206/449, 494; 297/219.1, 229, 411.2, 411.27**

(56) **References Cited**

U.S. PATENT DOCUMENTS

D. 272,204	1/1984	De Boer .	
D. 277,143	1/1985	Helmholdt .	
D. 279,155	6/1985	Aronowitz et al. .	
D. 292,655	11/1987	Hendrick .	
D. 309,384	7/1990	Buhk .	
D. 320,507	10/1991	Shields .	
D. 328,199	7/1992	Citterio .	
D. 330,478	10/1992	Wogoman et al. .	
D. 331,521	* 12/1992	Kelldorf	D6/611
D. 339,927	10/1993	Fahnstrom et al. .	
D. 343,326	* 1/1994	Bruce	D6/611
D. 343,740	2/1994	Ginat .	
D. 345,259	3/1994	Narita .	
D. 346,279	4/1994	Stumpf et al. .	
D. 349,621	8/1994	Wilson .	
D. 351,070	10/1994	Scheper et al. .	

D. 352,181	11/1994	Ivicevi .	
D. 358,063	5/1995	Larkin .	
D. 362,973	10/1995	Schultz .	
D. 362,974	10/1995	Olson et al. .	
D. 365,453	12/1995	Newhouse .	
D. 371,683	7/1996	Tolleson et al. .	
D. 380,110	6/1997	Tortel .	
D. 390,712	2/1998	Koepke et al. .	
D. 391,791	3/1998	Smith .	
D. 393,755	4/1998	Nemeth, Jr. .	
D. 398,163	9/1998	Desanta .	
D. 402,497	* 12/1998	Holley	D6/611
D. 403,195	* 12/1998	Irwin-Vesmer	D6/611
4,451,085	5/1984	Franck et al. .	
4,509,793	4/1985	Wiesmann et al. .	
4,529,247	7/1985	Stumpf et al. .	

(List continued on next page.)

Primary Examiner—Gary D. Watson

(74) *Attorney, Agent, or Firm*—Price, Heneveld, Cooper, Dewitt & Litton

(57) **CLAIM**

The ornamental design for a back cover for a seating unit, as shown and described.

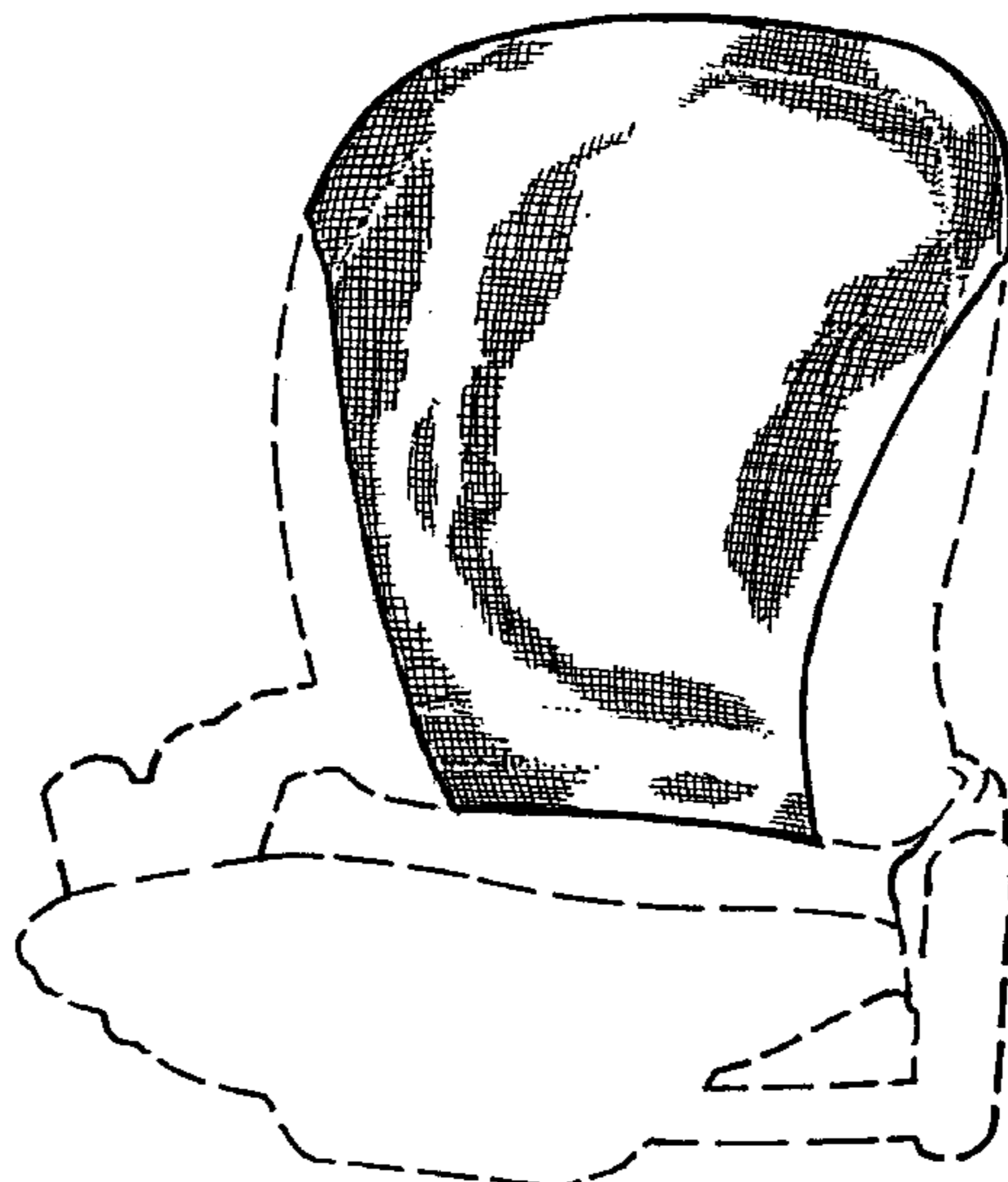
DESCRIPTION

FIG. 1 is a front perspective view of a back cover for a seating unit embodying the present invention; FIG. 2 is a rear perspective view thereof; FIG. 3 is a right side view thereof, the left side being a mirror image thereof; FIG. 4 is a front view thereof; FIG. 5 is rear view thereof; FIG. 6 is a top view thereof; and, FIG. 7 is a bottom view thereof.

The dashed lines show environmental structure and do not form a part of the design sought to be patented.

The fragmented cross-hatching shown in the drawings is understood to represent fabric and would be continuous throughout the circumscribed areas.

1 Claim, 4 Drawing Sheets



US D439,101 S

Page 2

U.S. PATENT DOCUMENTS

4,676,376	*	6/1987	Keiswetter	D6/611 X	5,501,507	3/1996	Hummitzch .
4,861,108		8/1989	Acton et al. .		5,577,807	11/1996	Hodge et al. .
4,911,501		3/1990	Decker et al. .		5,599,067	2/1997	Schuelke et al. .
5,382,079		1/1995	Wilson et al. .		5,667,277	9/1997	Van De Riet .
5,385,388		1/1995	Faiks et al. .		5,816,654	* 10/1998	Ellis 297/219.1 X

* cited by examiner

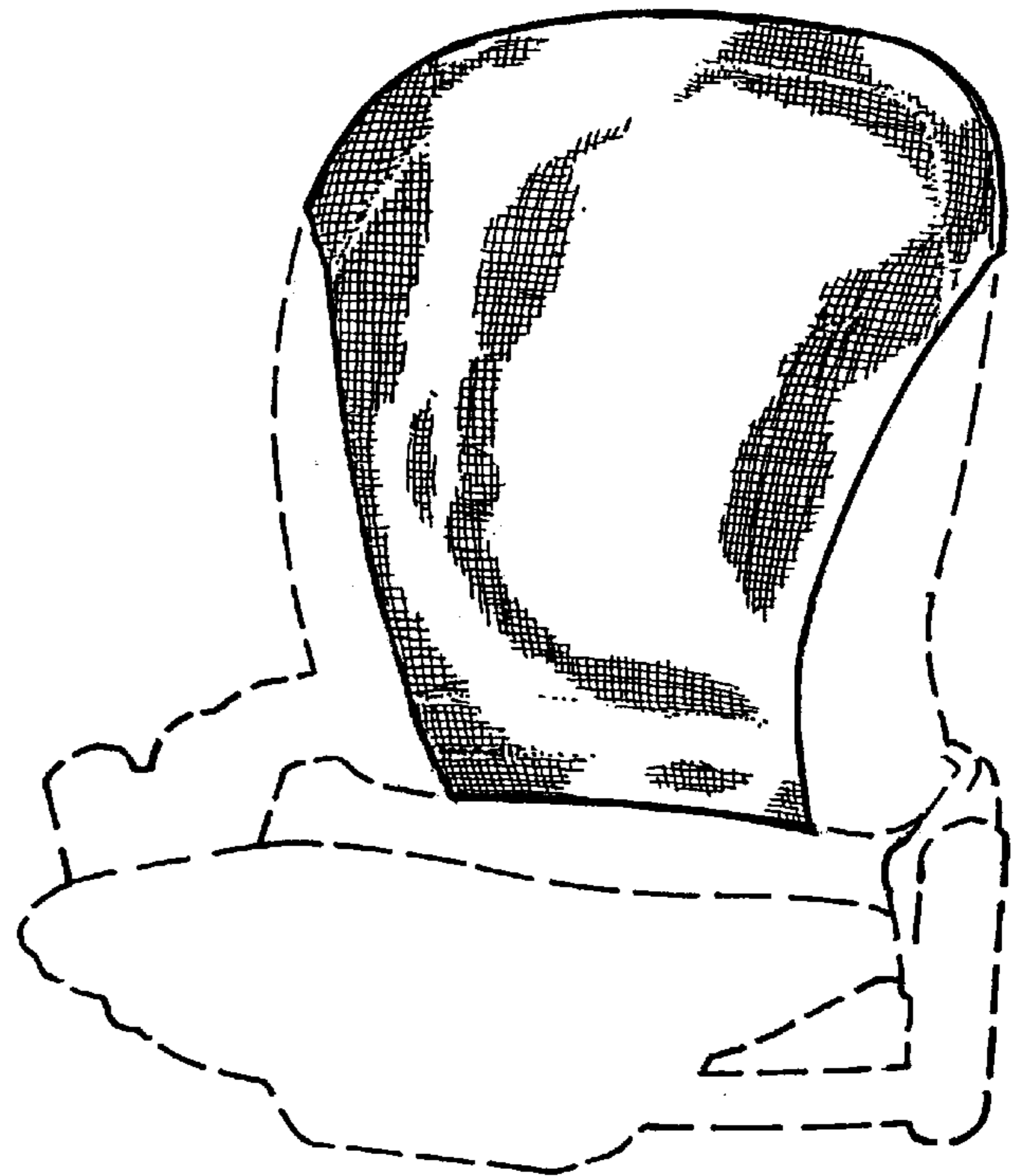


FIG. 1

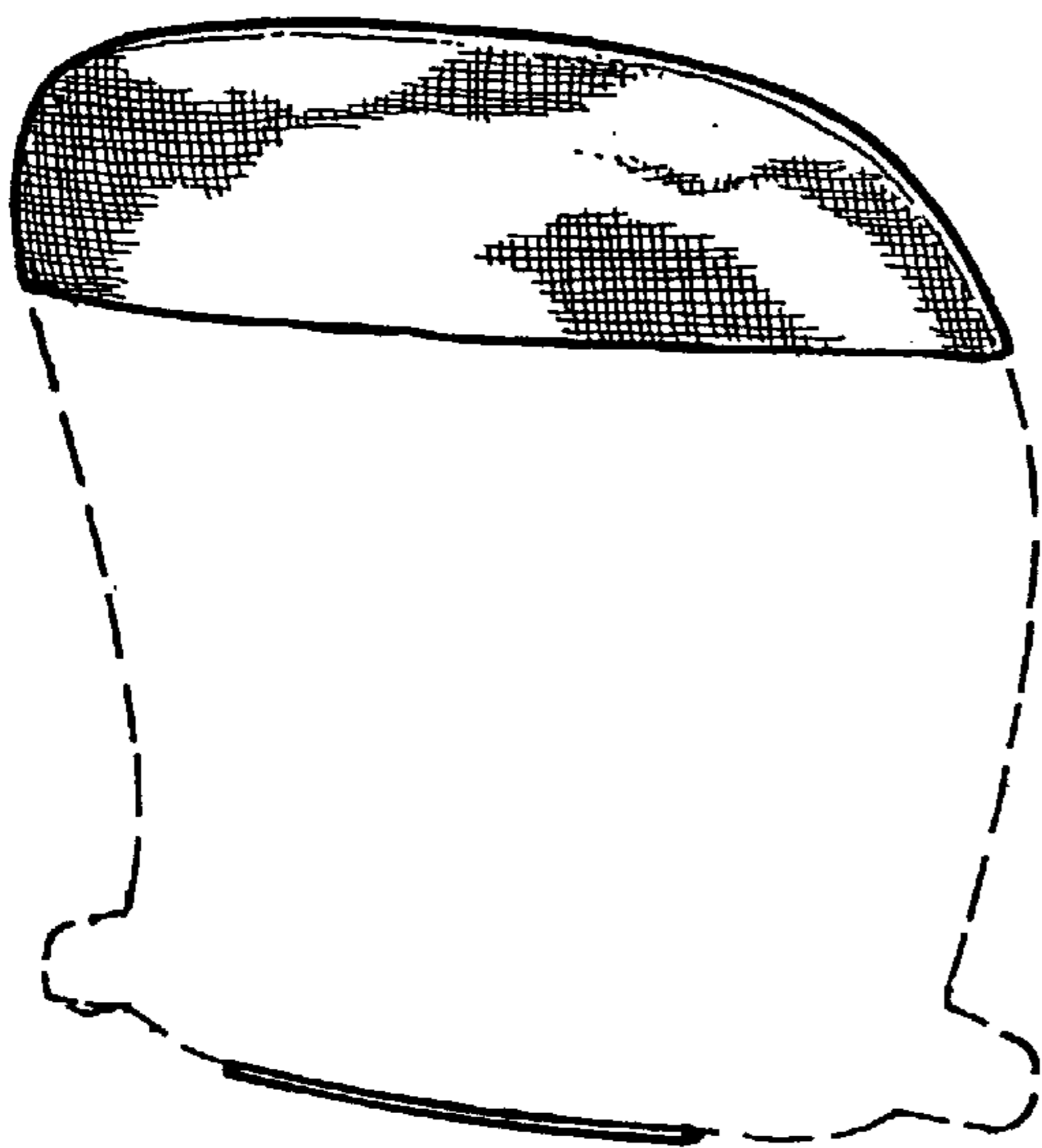


FIG. 2

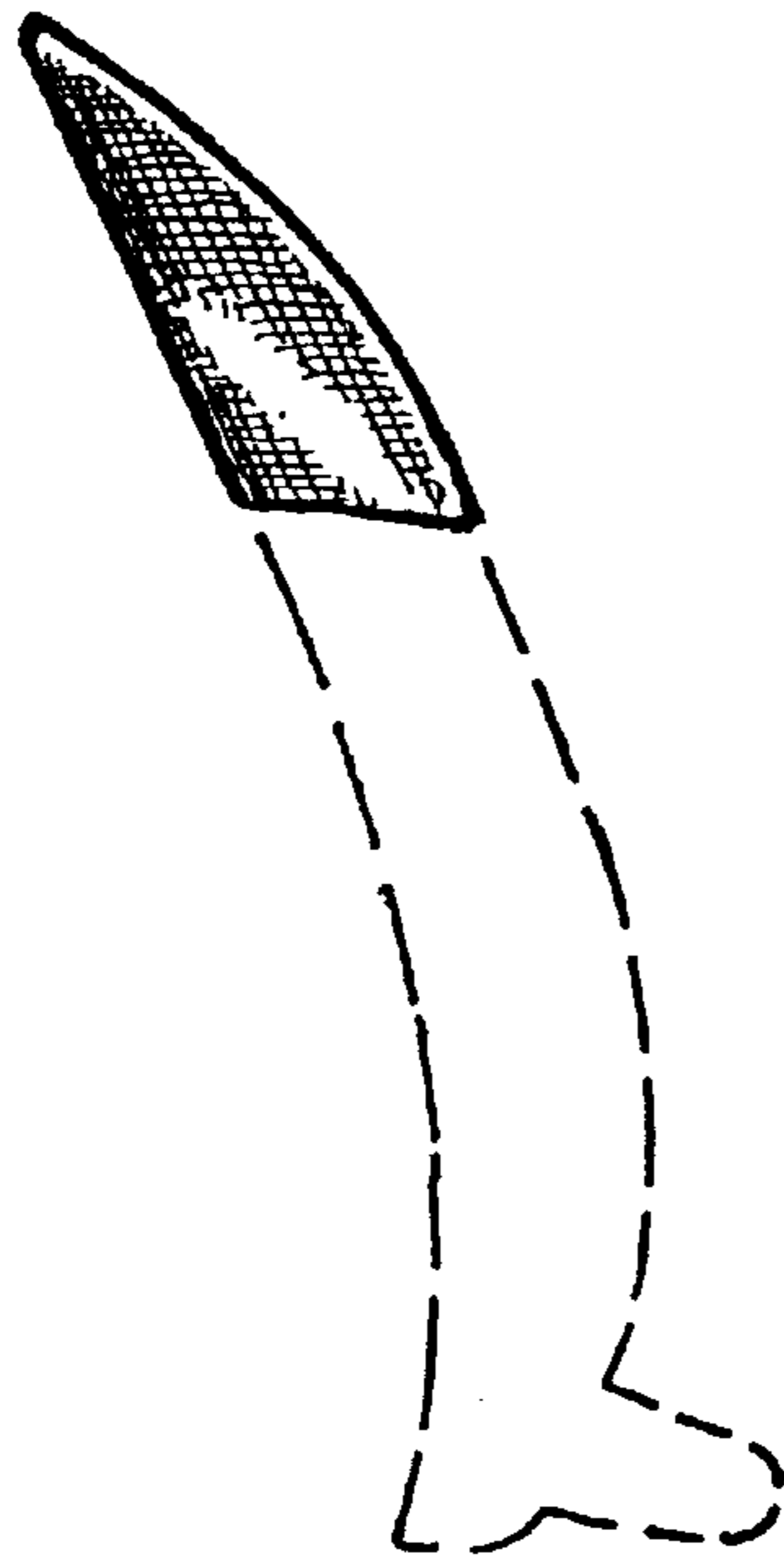


FIG. 3

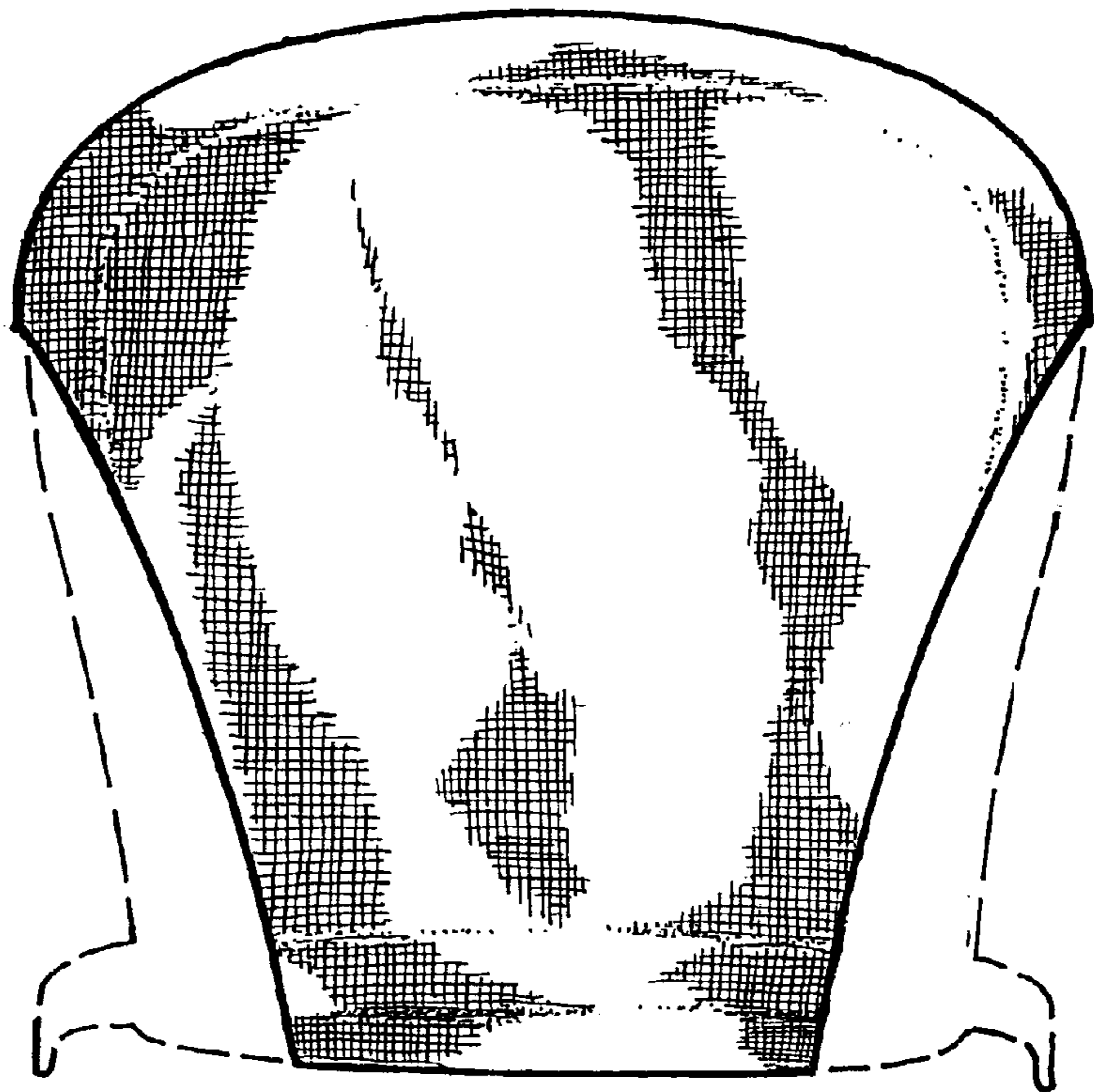


FIG. 4

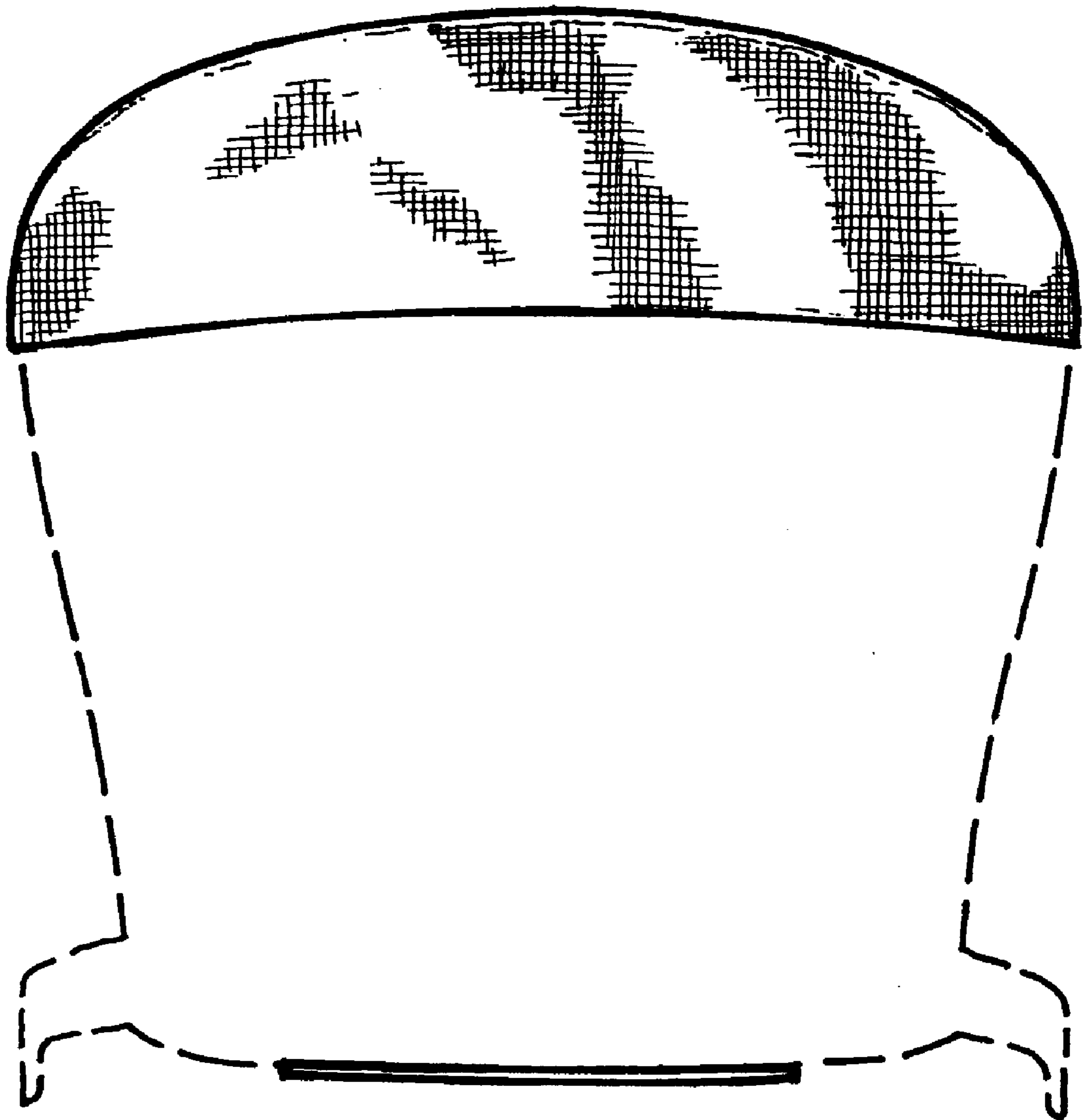


FIG. 5

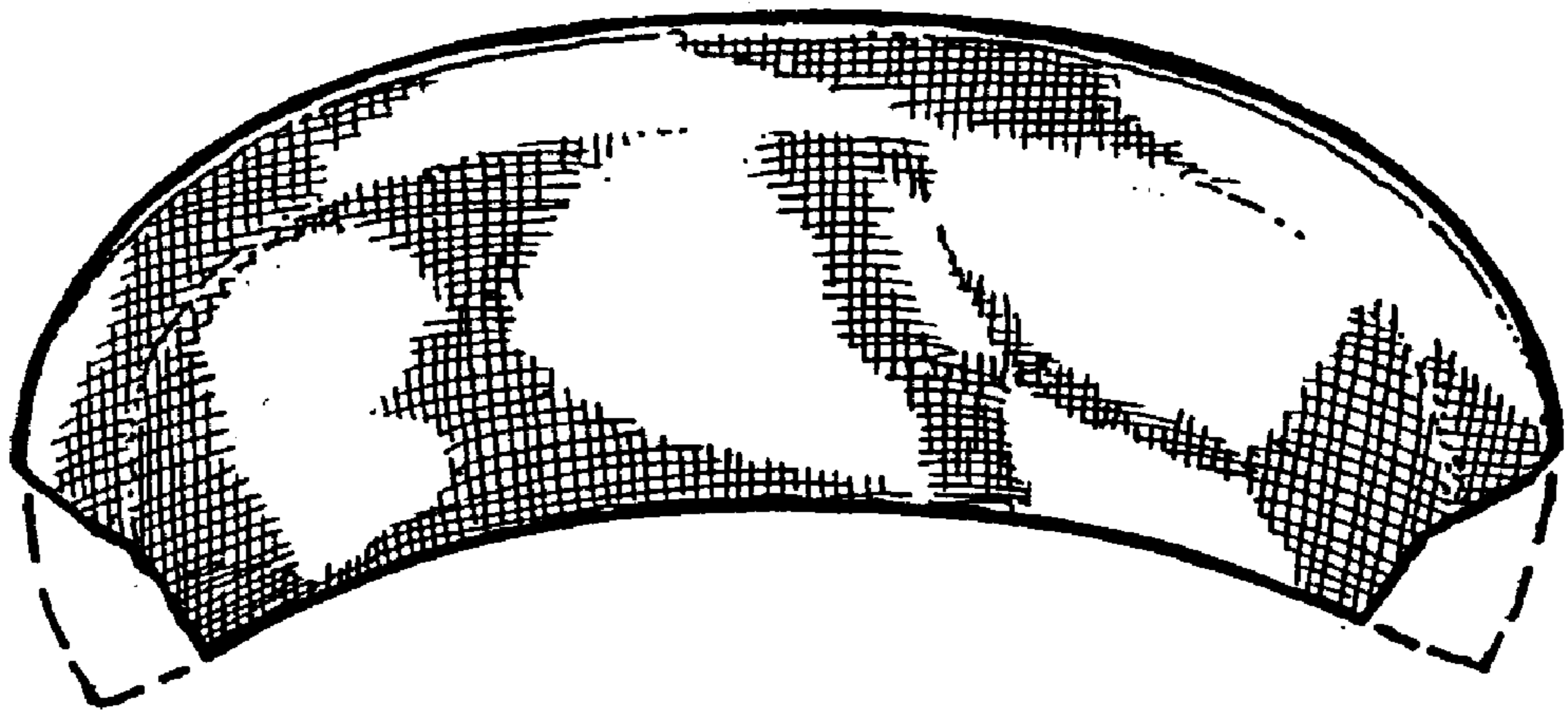


FIG. 6

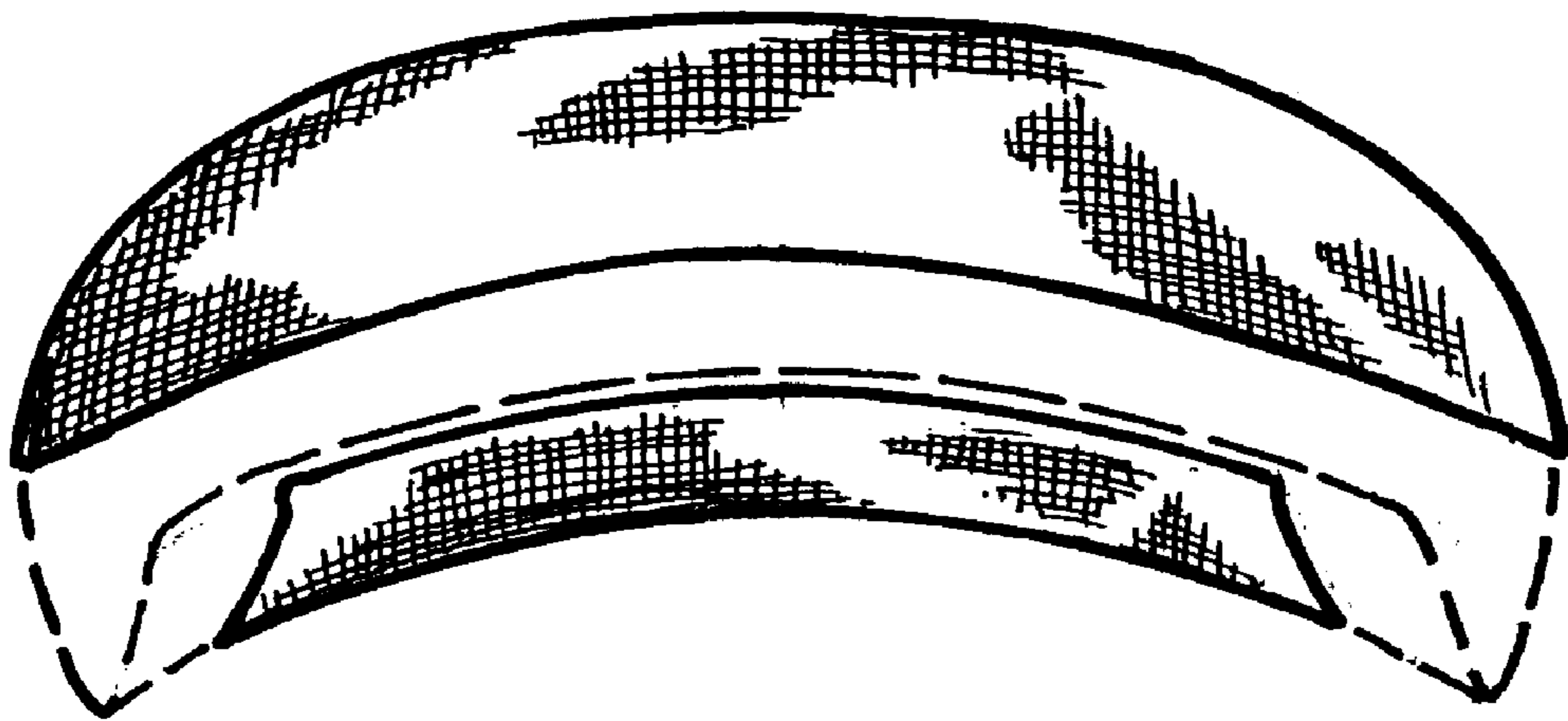


FIG. 7