



US00D439093S

(12) **United States Design Patent**  
**Goodman et al.**

(10) **Patent No.:** **US D439,093 S**

(45) **Date of Patent:** **\*\* Mar. 20, 2001**

(54) **TOWEL BAR**

(75) Inventors: **Sheldon H. Goodman**, 30905 Stratford, Solon, OH (US) 44139; **Brian Stelmarski**, Mayfield Heights, OH (US)

(73) Assignee: **Sheldon H. Goodman**, Solon, OH (US)

(\*\*) Term: **14 Years**

(21) Appl. No.: **29/121,987**

(22) Filed: **Apr. 17, 2000**

(51) **LOC (7) Cl.** ..... **06-04**

(52) **U.S. Cl.** ..... **D6/549**

(58) **Field of Search** ..... D6/546-550, 522-523; 242/590, 596, 597-598; 211/13.1, 32, 35, 87.01, 88.04, 105.1, 105.2, 106, 123, 181.1, 182; 248/49, 214, 251, 302

(56) **References Cited**

**U.S. PATENT DOCUMENTS**

- D. 168,832 \* 2/1953 Eaton ..... D6/549
- D. 253,380 \* 11/1979 Pittenger ..... D6/524
- D. 336,726 \* 6/1993 Paulin et al. .... D6/549

- D. 383,632 \* 9/1997 Goodman ..... D6/549
- D. 423,856 \* 5/2000 Duggan ..... D6/549
- 1,201,834 \* 10/1916 Laun ..... 211/105.2
- 2,315,566 \* 4/1943 Watral et al. .... D6/523 X

\* cited by examiner

*Primary Examiner*—Brian N. Vinson

(74) *Attorney, Agent, or Firm*—Pearne & Gordon LLP


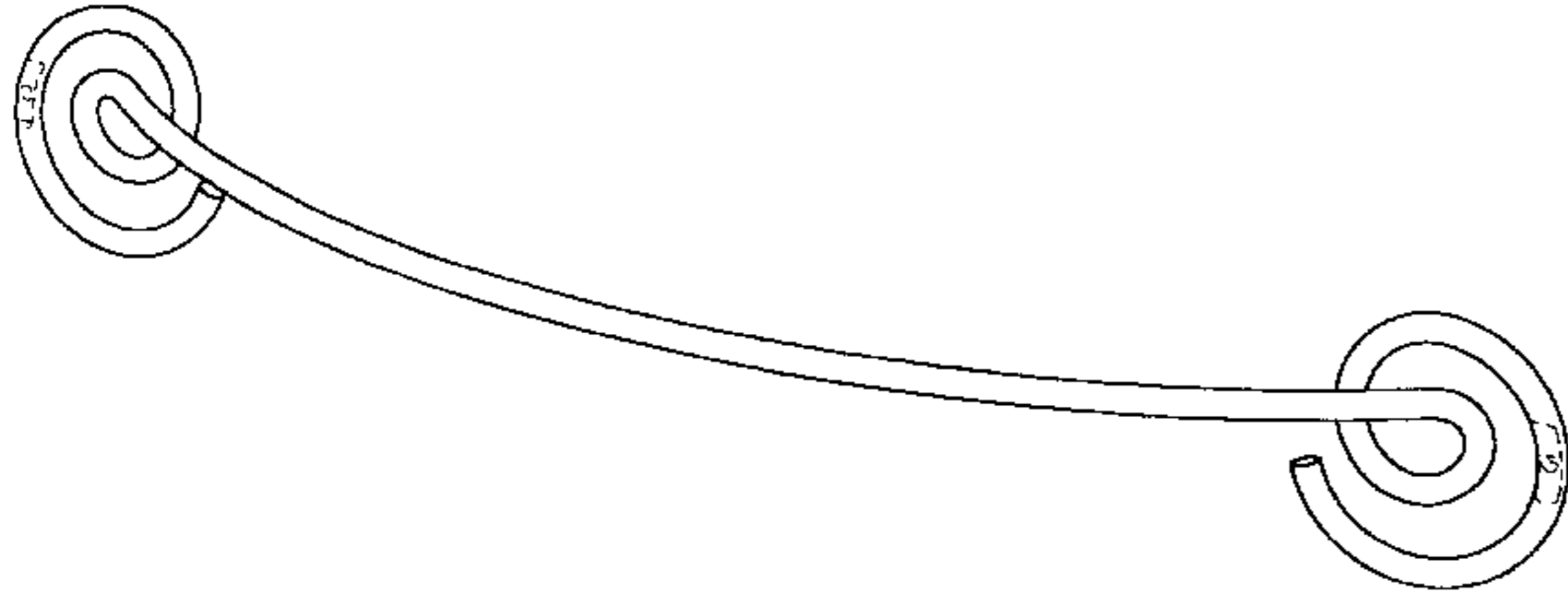
(57) **CLAIM**

The ornamental design for a towel bar, as shown and described.

**DESCRIPTION**

FIG. 1 is a top, front and side perspective view of a towel bar showing our new design;  
 FIG. 2 is a front elevational view thereof;  
 FIG. 3 is a rear elevational view thereof;  
 FIG. 4 is a top plan view thereof;  
 FIG. 5 is a bottom plan view thereof; and,  
 FIG. 6 is a side elevational view thereof.  
 The broken-line disclosure of elements in the views is for illustrative purposes only and forms no part of the claimed design.

**1 Claim, 1 Drawing Sheet**



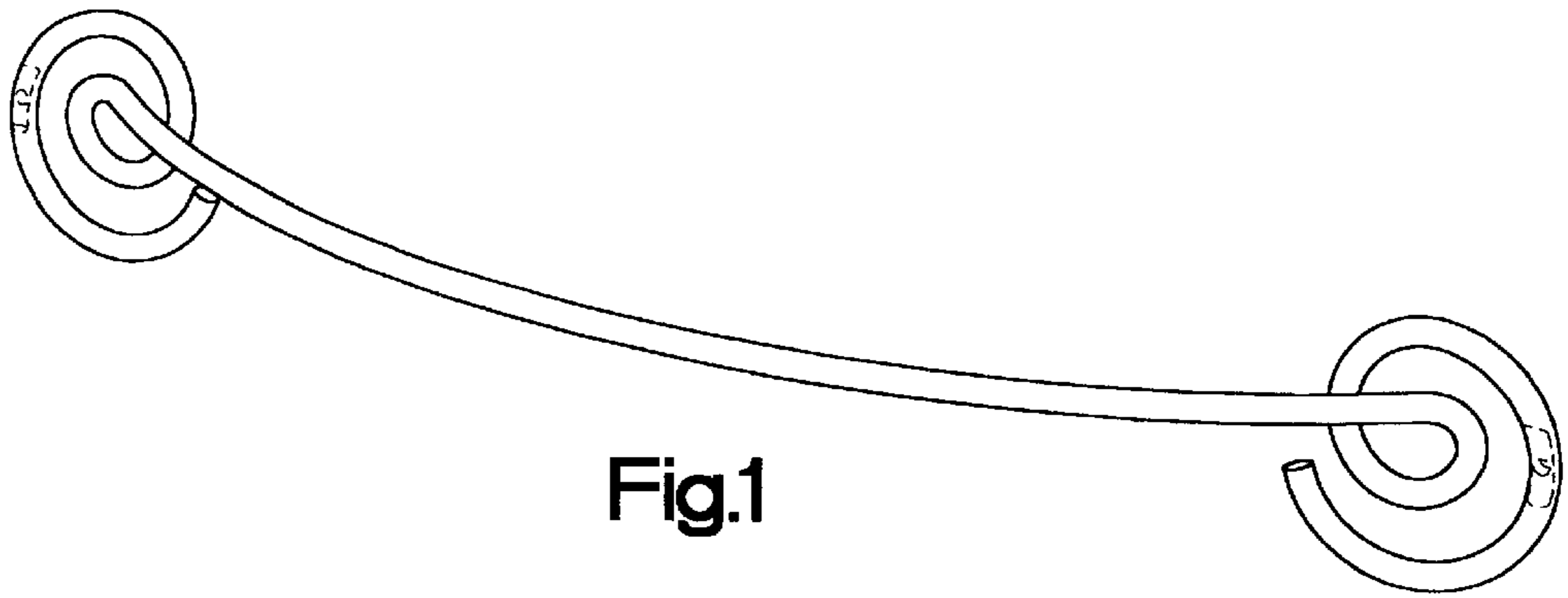


Fig.1



Fig.2

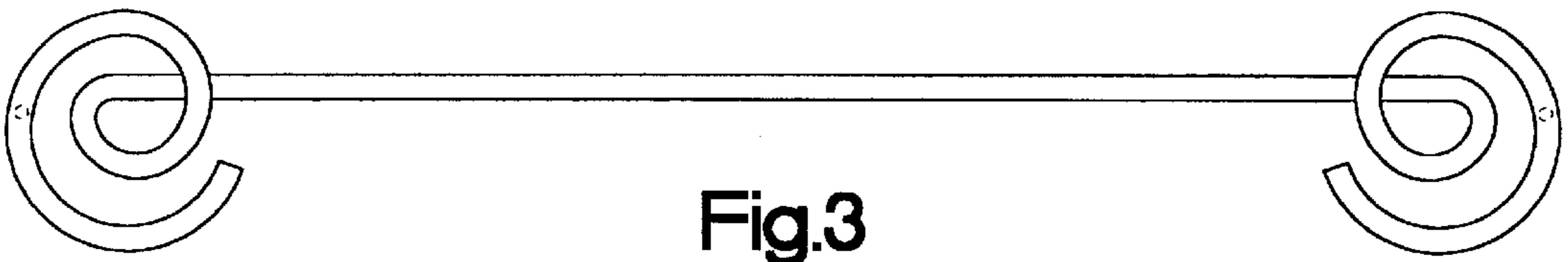


Fig.3



Fig.4

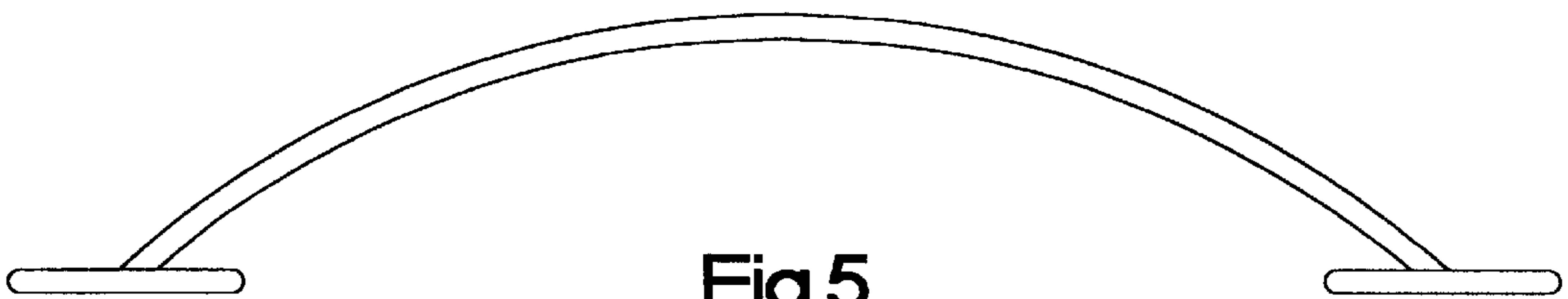


Fig.5

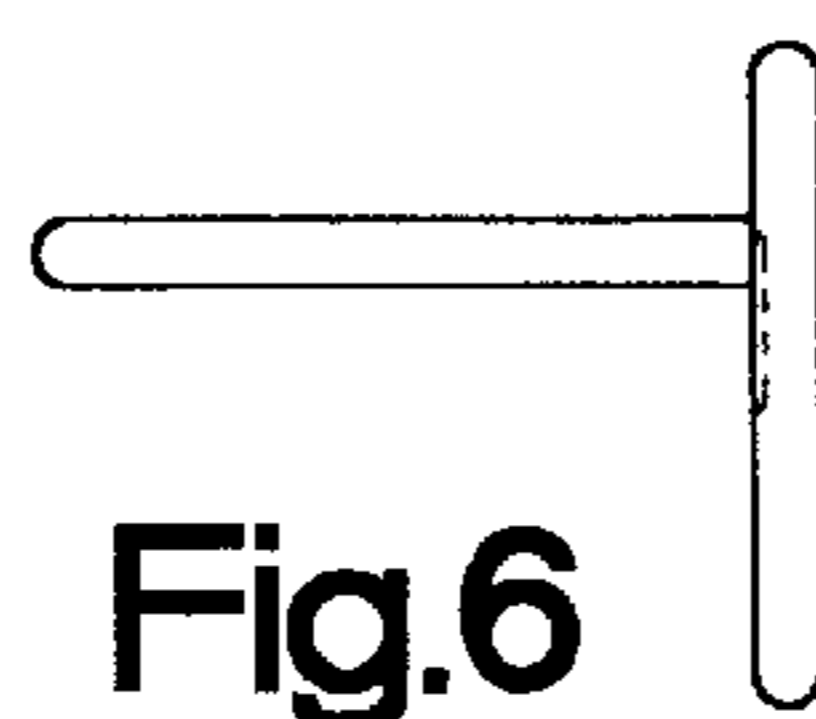


Fig.6