



US00D439092S

(12) **United States Design Patent**
Wu

(10) **Patent No.:** **US D439,092 S**

(45) **Date of Patent:** **** Mar. 20, 2001**

(54) **TOWEL BAR**

(76) **Inventor:** **Pauli Wu**, 5F.,No. 837,Pei An Rd.,
Taipei (TW)

(**) **Term:** **14 Years**

(21) **Appl. No.:** **29/121,098**

(22) **Filed:** **Apr. 3, 2000**

(51) **LOC (7) Cl.** **06-04**

(52) **U.S. Cl.** **D6/549**

(58) **Field of Search** D6/546-550, 522,
D6/523; 242/590, 596, 597-598; 211/13.1,
32, 35, 87.01, 88.04, 105.1, 105.2, 106,
123, 181.1, 182; 248/49, 214, 251, 302

(56) **References Cited**

U.S. PATENT DOCUMENTS

- D. 144,011 * 2/1946 Van Doren D6/550
- D. 274,025 * 5/1984 Dobbs, III D6/549
- D. 312,935 * 12/1990 Chap et al. D6/549
- D. 327,196 * 6/1992 Crook et al. D6/549

- D. 362,362 * 9/1995 Moon D6/549
- D. 388,272 * 12/1997 Moore D6/549
- D. 407,932 * 4/1999 Sweetman D6/549
- D. 423,854 * 5/2000 Roth et al. D6/549

* cited by examiner

Primary Examiner—Brian N. Vinson

(74) *Attorney, Agent, or Firm*—Michael D. Bednarek;
Shaw Pittman

(57) **CLAIM**

The ornamental design for a towel bar, as shown and described.

DESCRIPTION

FIG. 1 is a front elevation of a towel bar;
 FIG. 2 is a rear elevation thereof;
 FIG. 3 is a left side elevation thereof;
 FIG. 4 is a right side elevation thereof;
 FIG. 5 is a top plan view thereof;
 FIG. 6 is a bottom plane view thereof; and,
 FIG. 7 is a perspective view thereof.

1 Claim, 4 Drawing Sheets

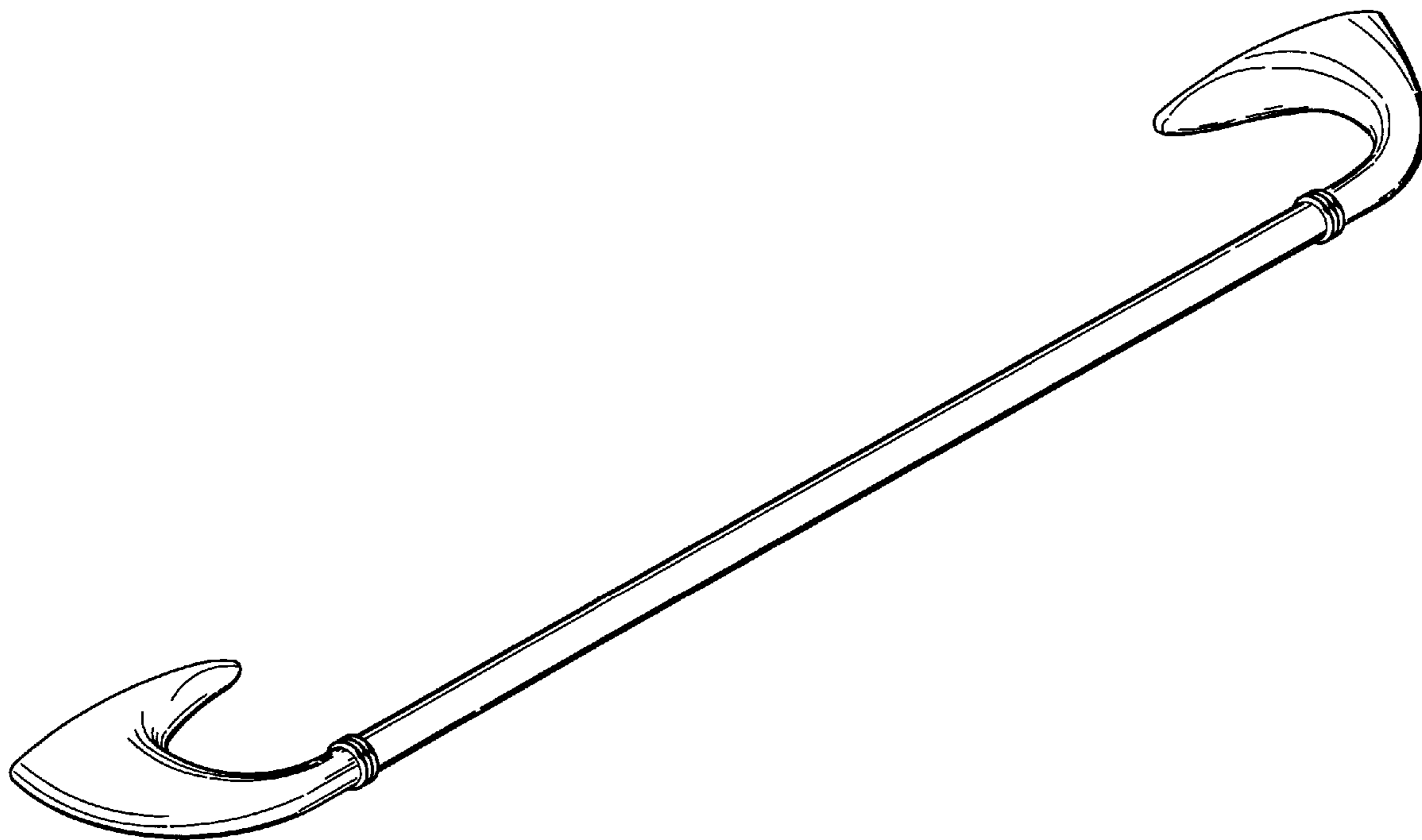




Fig. 1

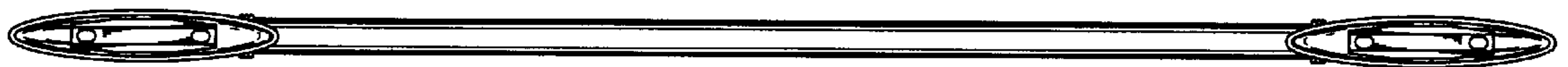


Fig. 2




Fig. 3




Fig. 4

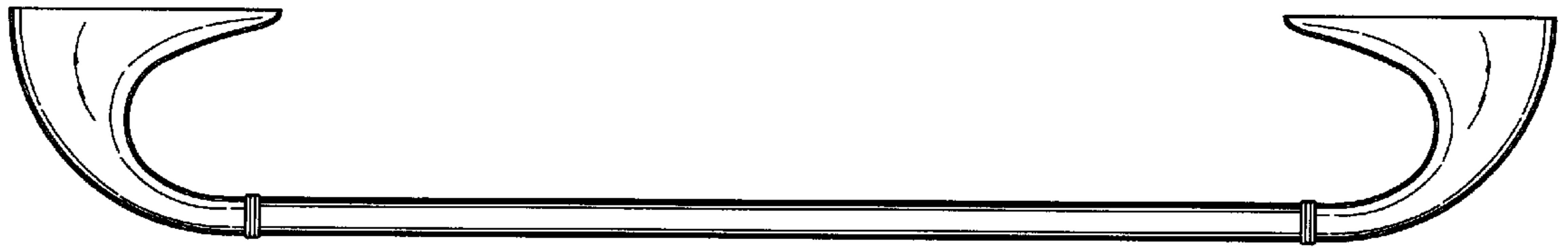


Fig. 5

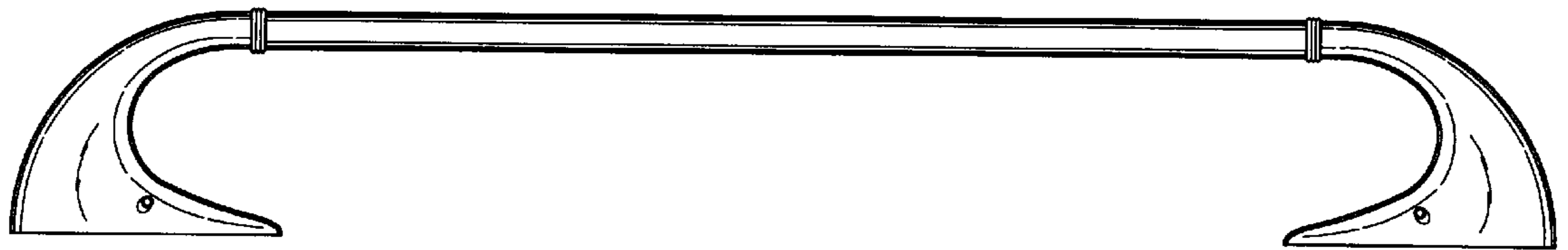


Fig. 6

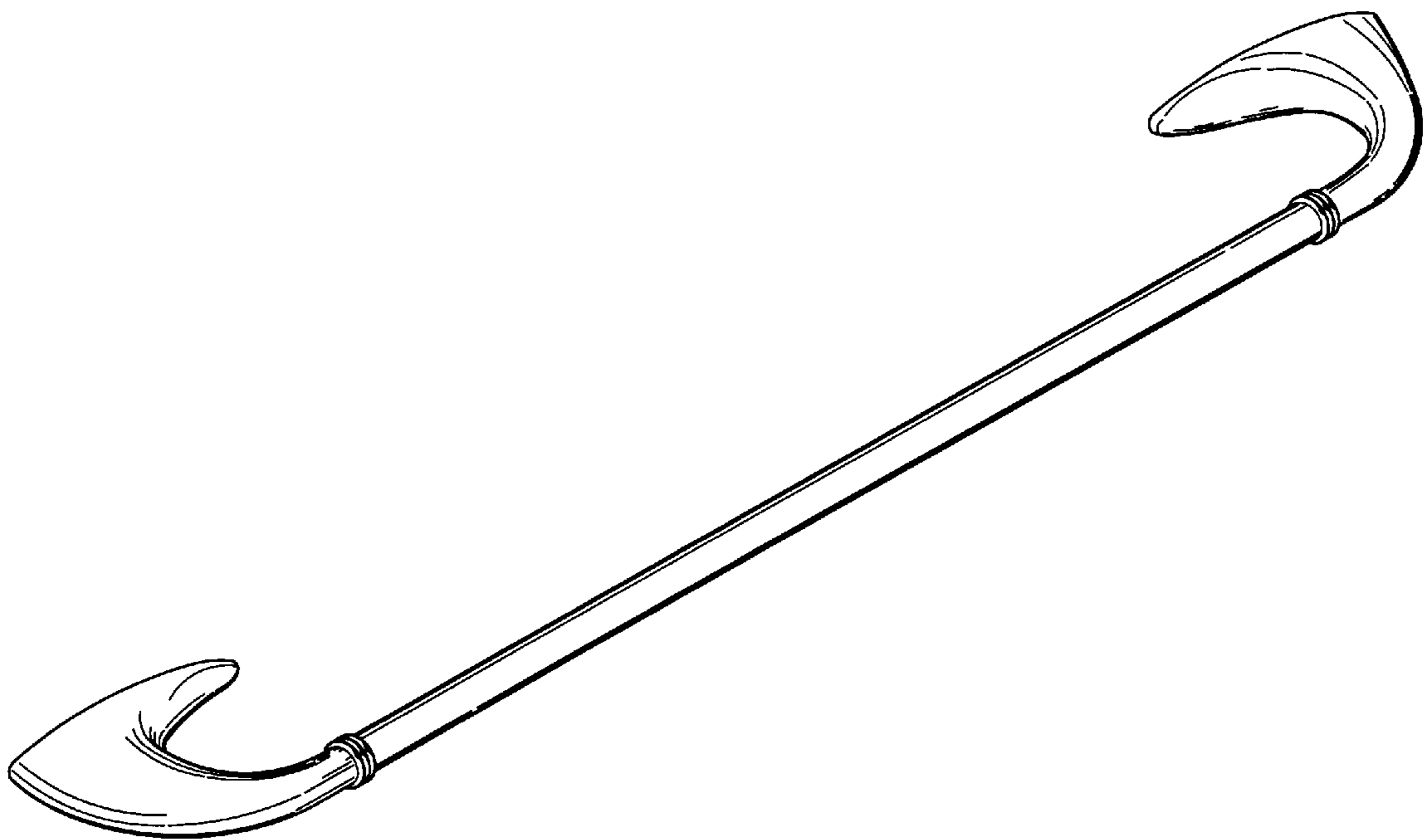


Fig. 7