



US00D439078S

(12) **United States Design Patent**
Mathieu et al.

(10) **Patent No.:** **US D439,078 S**

(45) **Date of Patent:** **** Mar. 20, 2001**

(54) **TABLE**

(74) *Attorney, Agent, or Firm*—Heslin & Rothenberg, P.C.

(75) **Inventors:** **Paul Mathieu**, Aix-en-Provence (FR);
Sherri Donghia; **Thomas Fuchs**, both
of New York, NY (US); **Masaru**
Suzuki, Brooklyn; **Jennifer Hutton**,
West Islip, both of NY (US)

(57) **CLAIM**

The ornamental design for the table, as shown and described.

(73) **Assignee:** **Donghia Furniture/Textiles Ltd.**, New
York, NY (US)

DESCRIPTION

(**) **Term:** **14 Years**

FIG. 1 is a perspective view of the table comprising our new design;

(21) **Appl. No.:** **29/120,171**

FIG. 2 is a top plan view thereof;

(22) **Filed:** **Mar. 15, 2000**

FIG. 3 is a front elevational view thereof, the rear elevational view being a mirror image thereof;

(51) **LOC (7) Cl.** **06-03**

(52) **U.S. Cl.** **D6/480**

(58) **Field of Search** D6/480-489, 495,
D6/429, 430; 108/153.1, 155, 156, 157.1,
161; 248/188, 188.1, 188.8

FIG. 4 is a right side elevational view thereof, the left side elevational view being a mirror image thereof;

(56) **References Cited**

U.S. PATENT DOCUMENTS

D. 182,831 * 5/1958 Lubberts et al. .

D. 382,424 * 8/1997 Lenger D6/480

FIG. 5 is a front elevational view of a second embodiment of a table, a portion of which if cut away to illustrate indeterminate length which is the sole difference between it and FIGS. 1-4; and,

OTHER PUBLICATIONS

Lane, p. 8, table 900-01 at top left.*

FIG. 6 is a front elevational view of a third embodiment of a table shown in FIG. 1.

* cited by examiner

The bottom forms no part of the claimed design.

Primary Examiner—Janice E. Seeger

1 Claim, 3 Drawing Sheets



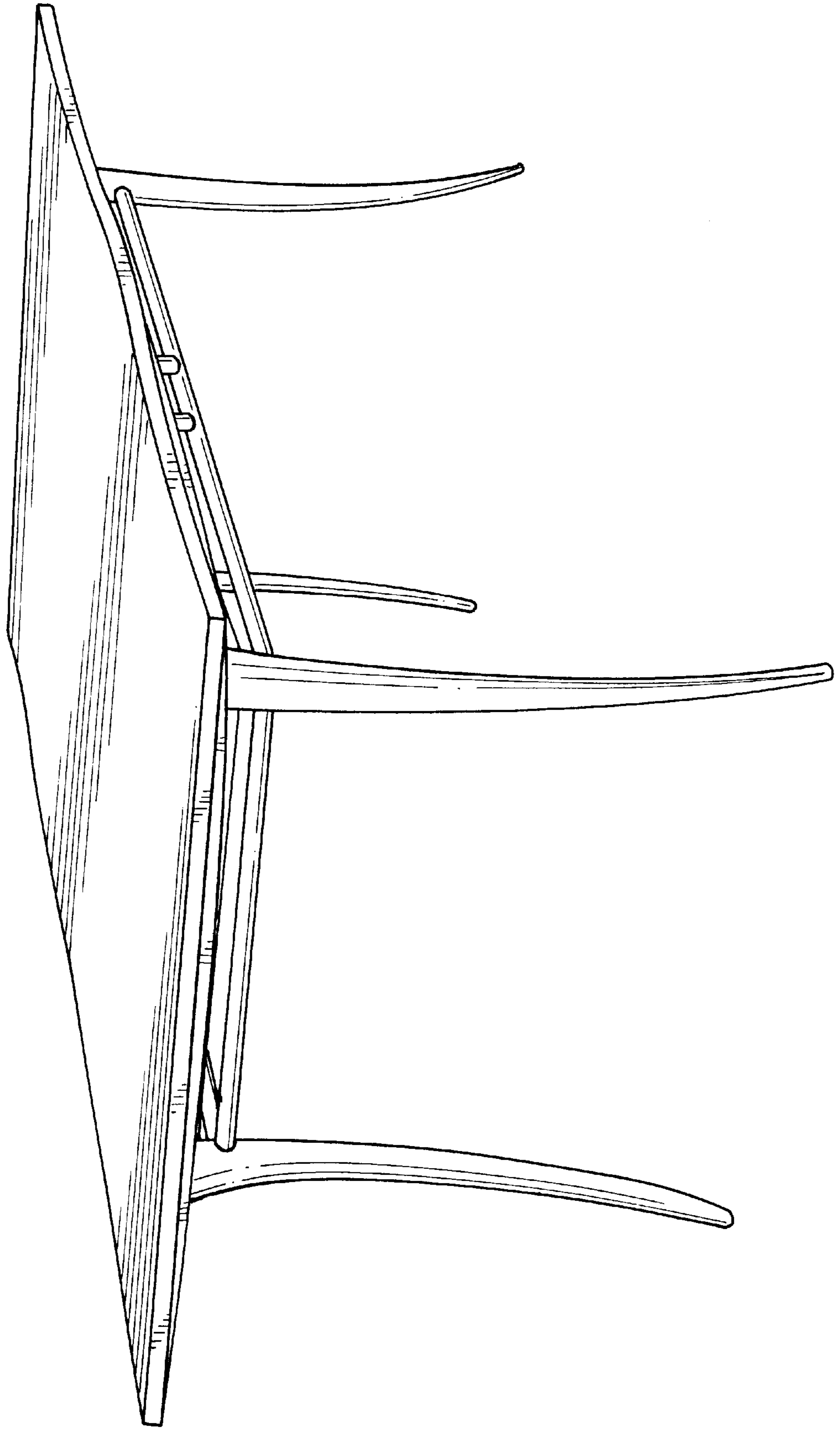


FIG. 1

FIG. 2




FIG. 3

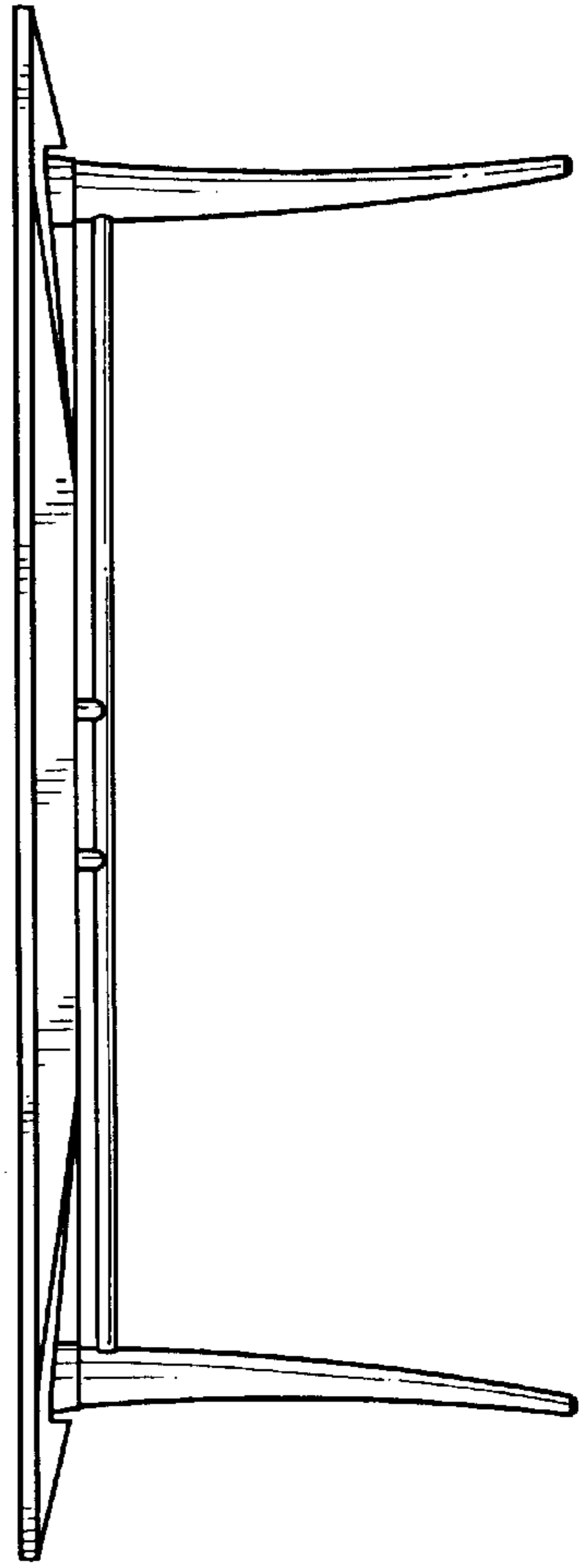
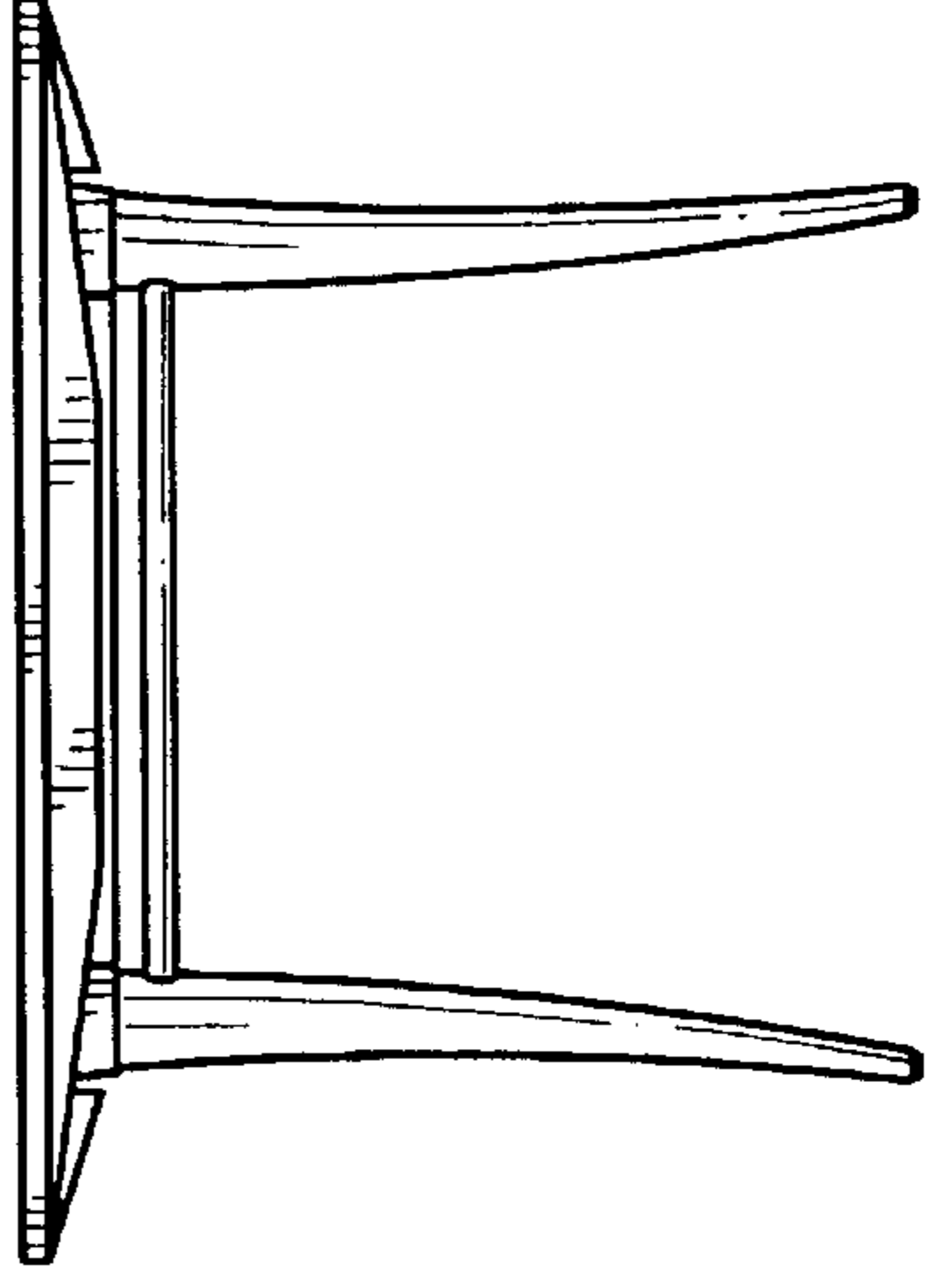


FIG. 4



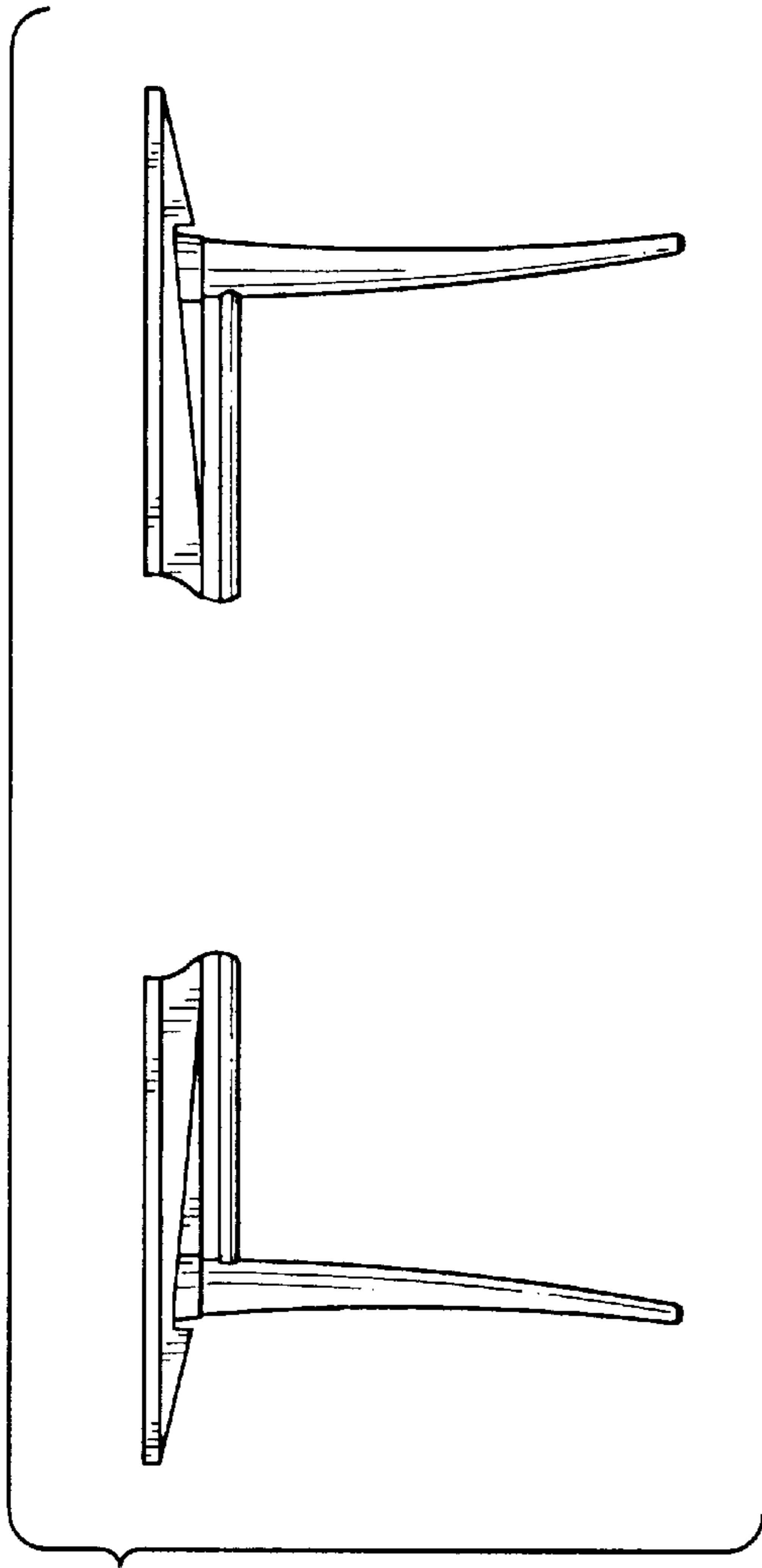


FIG. 5

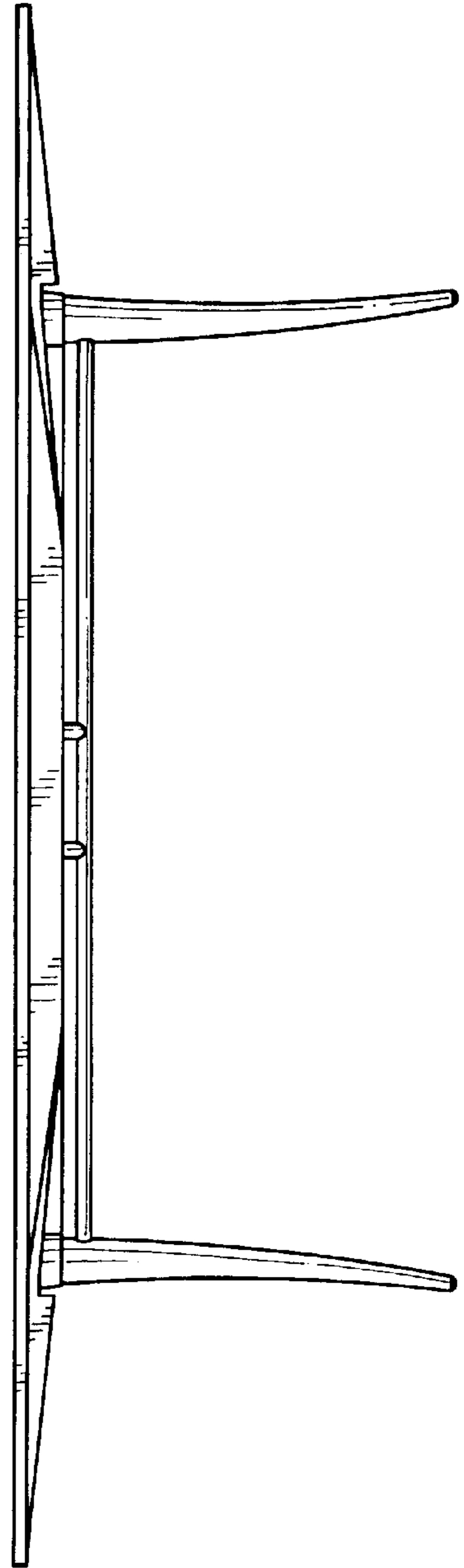


FIG. 6