



US00D439075S

(12) **United States Design Patent**
Ungaro

(10) **Patent No.:** **US D439,075 S**

(45) **Date of Patent:** **** Mar. 20, 2001**

(54) **CABINET**

(75) **Inventor:** **Nicholas Ungaro**, Chagrin Falls, OH
(US)

(73) **Assignee:** **Kraftmaid Cabinetry, Inc.**,
Middlefield, OH (US)

(**) **Term:** **14 Years**

(21) **Appl. No.:** **29/118,357**

(22) **Filed:** **Feb. 7, 2000**

(51) **LOC (7) Cl.** **06-04**

(52) **U.S. Cl.** **D6/445**

(58) **Field of Search** D6/432, 436, 438,
D6/439, 445, 446, 447, 448, 559, 560,
561; 312/198, 199, 204

(56) **References Cited**

U.S. PATENT DOCUMENTS

D. 347,341 * 5/1994 Handley et al. D6/432 X

D. 372,619 * 8/1996 Palka D6/561
D. 378,880 * 4/1997 Palka D6/445
D. 390,720 * 2/1998 Lin D6/440
D. 420,530 * 2/2000 Cain D6/439

* cited by examiner

Primary Examiner—Cathron Brooks

(74) *Attorney, Agent, or Firm*—Edgar A. Zarins; Lloyd D. Doigan


(57) **CLAIM**

The ornamental design for a cabinet, as shown and described.

DESCRIPTION

FIG. 1 is a perspective view of a cabinet showing my design;
FIG. 2 is a front elevational view thereof;
FIG. 3 is a right side view thereof; and,
FIG. 4 is a top plan view thereof.

1 Claim, 2 Drawing Sheets






Fig-1




Fig-2

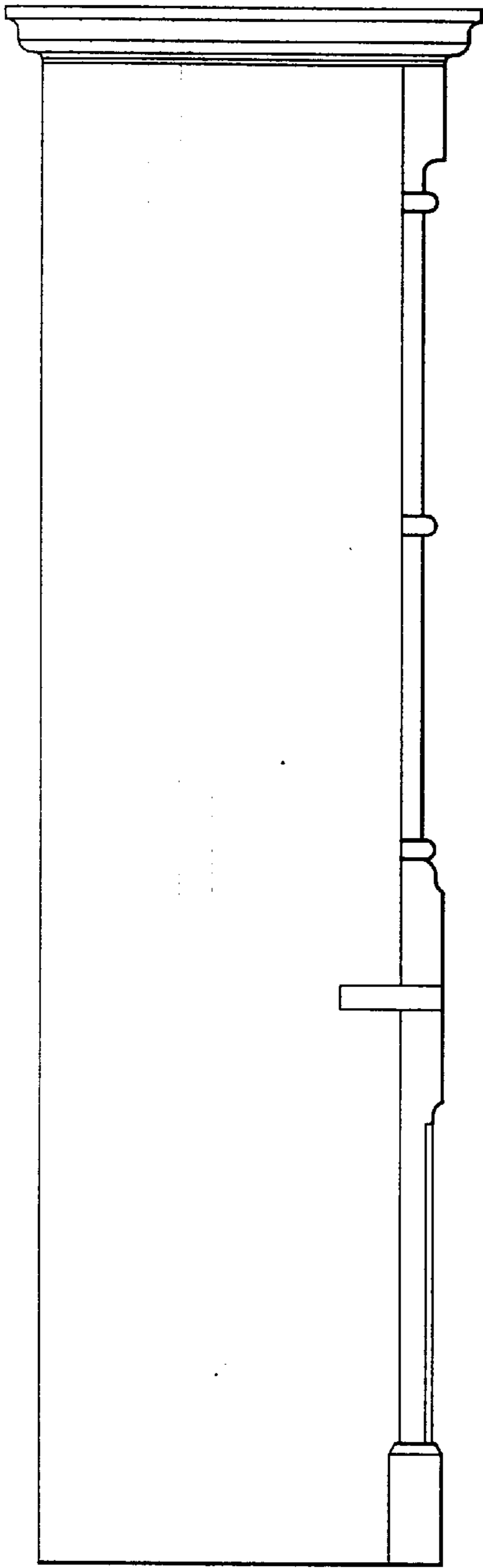


Fig-3




Fig-4