



US00D439054S

(12) **United States Design Patent**  
**Schloesser**

(10) **Patent No.:** **US D439,054 S**

(45) **Date of Patent:** **\*\* Mar. 20, 2001**

(54) **MULTI-PURPOSE BRUSH**

(76) Inventor: **Vernon C. Schloesser**, 1529 E. 41<sup>st</sup> St.,  
Hibbing, MN (US) 55746

(\*\*) Term: **14 Years**

(21) Appl. No.: **29/130,029**

(22) Filed: **Sep. 27, 2000**

(51) **LOC (7) Cl.** ..... **04-01**

(52) **U.S. Cl.** ..... **D4/130; D4/133**

(58) **Field of Search** ..... D4/130, 132, 133,  
D4/134; 15/159.1, 160, 186, 187, 171,  
176.1, 176.2, 191.1, DIG. 5

(56) **References Cited**

**U.S. PATENT DOCUMENTS**

D. 231,284	*	4/1974	Lindbo	.....	D4/133
D. 357,586	*	4/1995	Tubman	.....	D4/133
4,130,908		12/1978	Alcamo	.	
4,393,535		7/1983	Kunz	.	
4,912,801		4/1990	Hammill	.	
5,230,117		7/1993	Johnson et al.	.	

**OTHER PUBLICATIONS**

The Milwaukee Brush Manufacturing Co., Fender Washing  
Brushes, top, left of p. 59, Jul. 1949.\*

Sparta Brushes for Food Service, Catalog No. 300, Floor  
Scubber—Item Nos. 38X & 38, p. 10, Feb. 1978.\*

\* cited by examiner

*Primary Examiner*—Alan P. Douglas

*Assistant Examiner*—Lavone Tabor

(74) *Attorney, Agent, or Firm*—William P. Smith

(57) **CLAIM**

The ornamental design for a multi-purpose brush, as shown  
and described.

**DESCRIPTION**

FIG. 1 is a perspective view of a multi-purpose brush  
showing my new design, with the broken lines showing a  
handle being for illustrative purposes only and forming no  
part of the claimed design.

FIG. 2 is a side elevational view thereof.

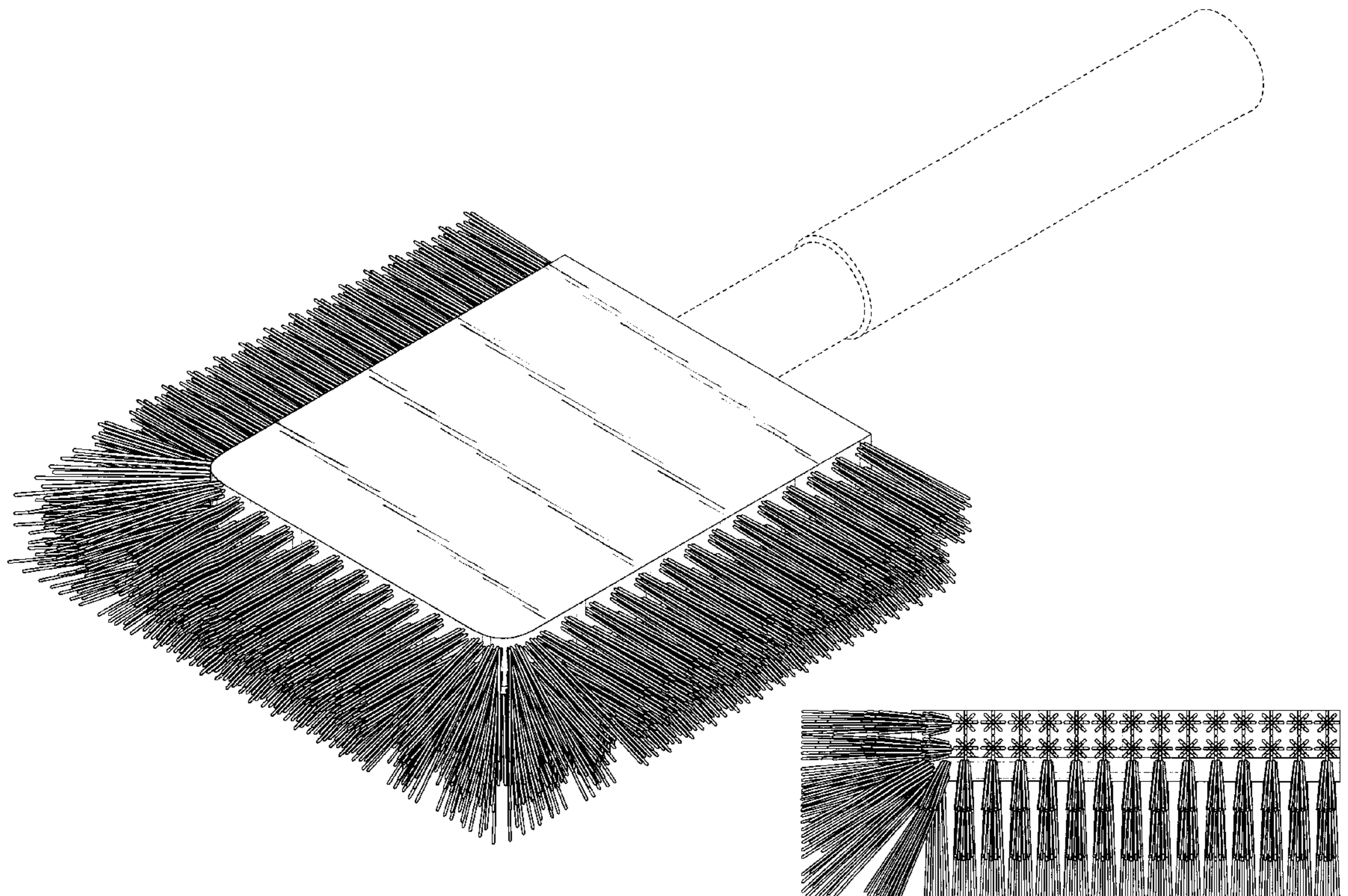
FIG. 3 is a front elevational view thereof.

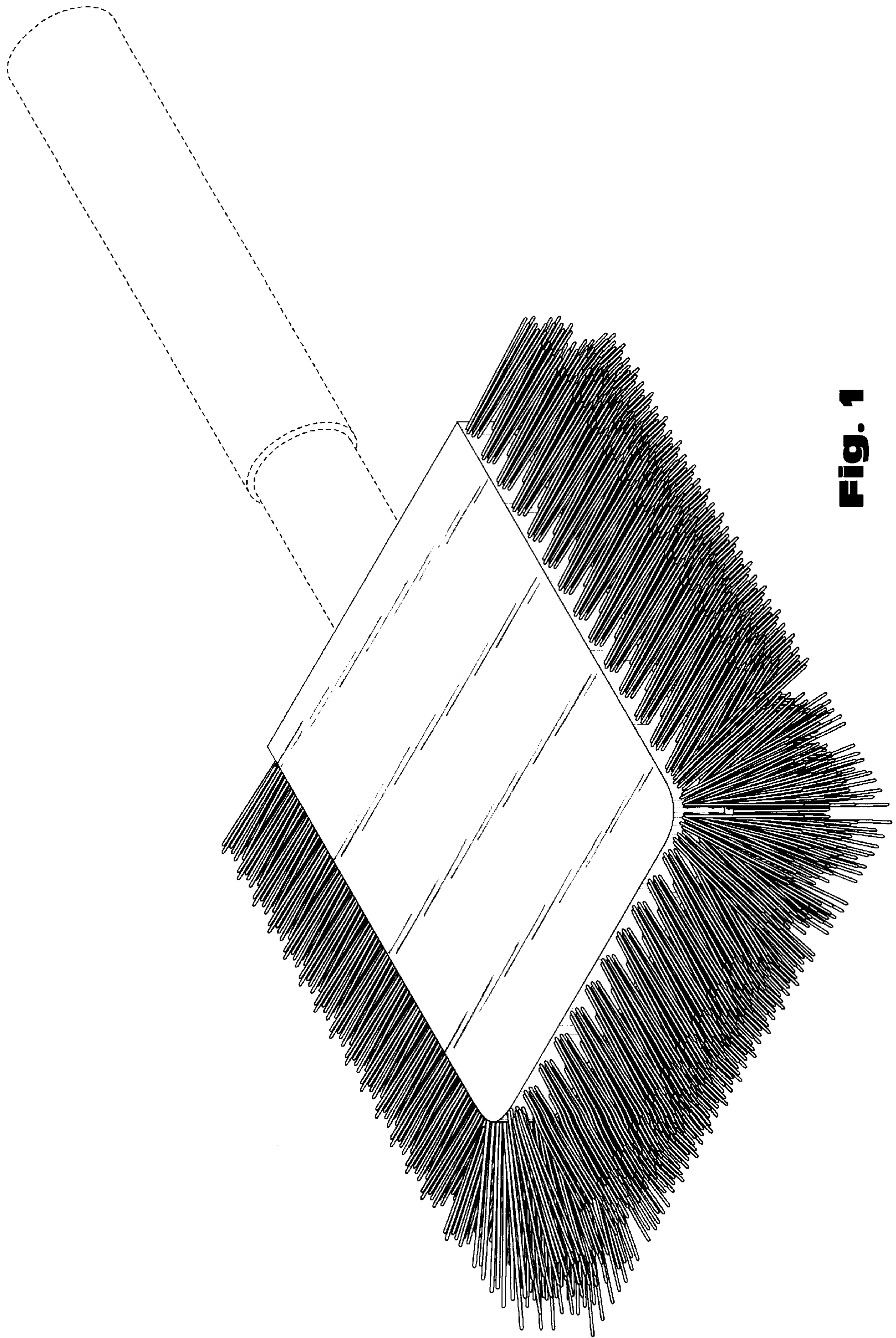
FIG. 4 is a rear elevational view thereof.

FIG. 5 is a top plan view thereof; and,

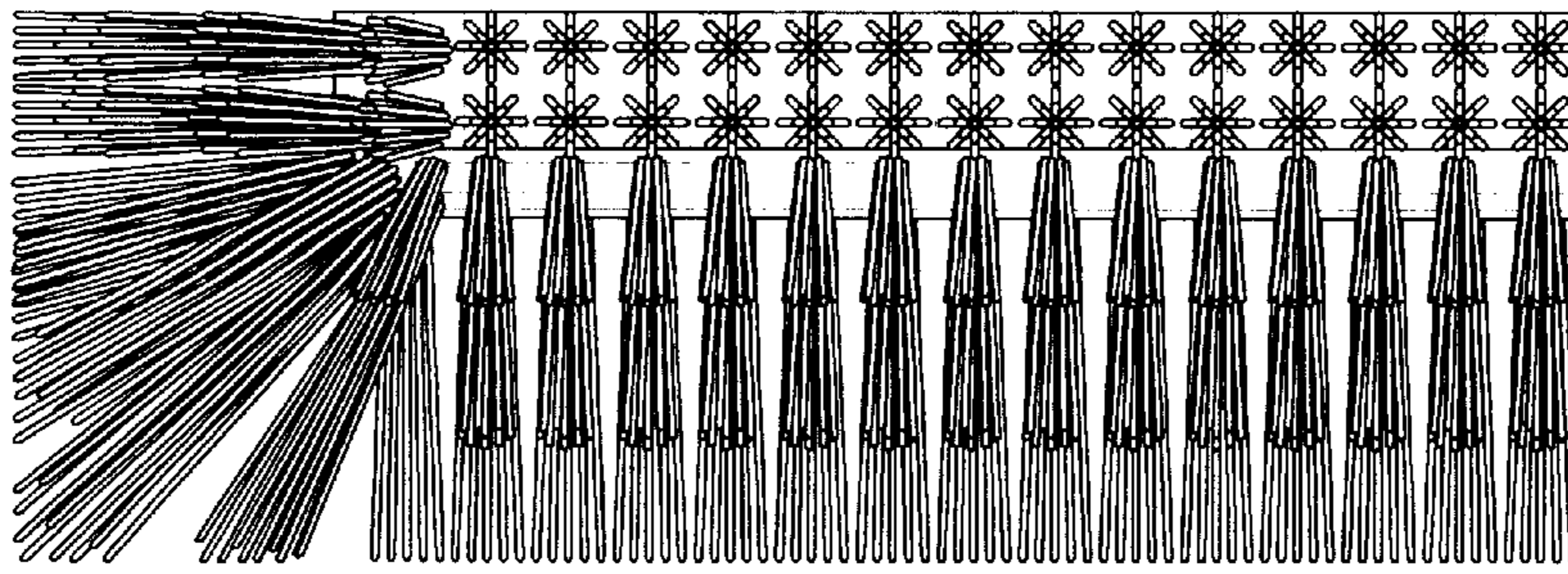
FIG. 6 is a bottom plan view thereof.

**1 Claim, 3 Drawing Sheets**

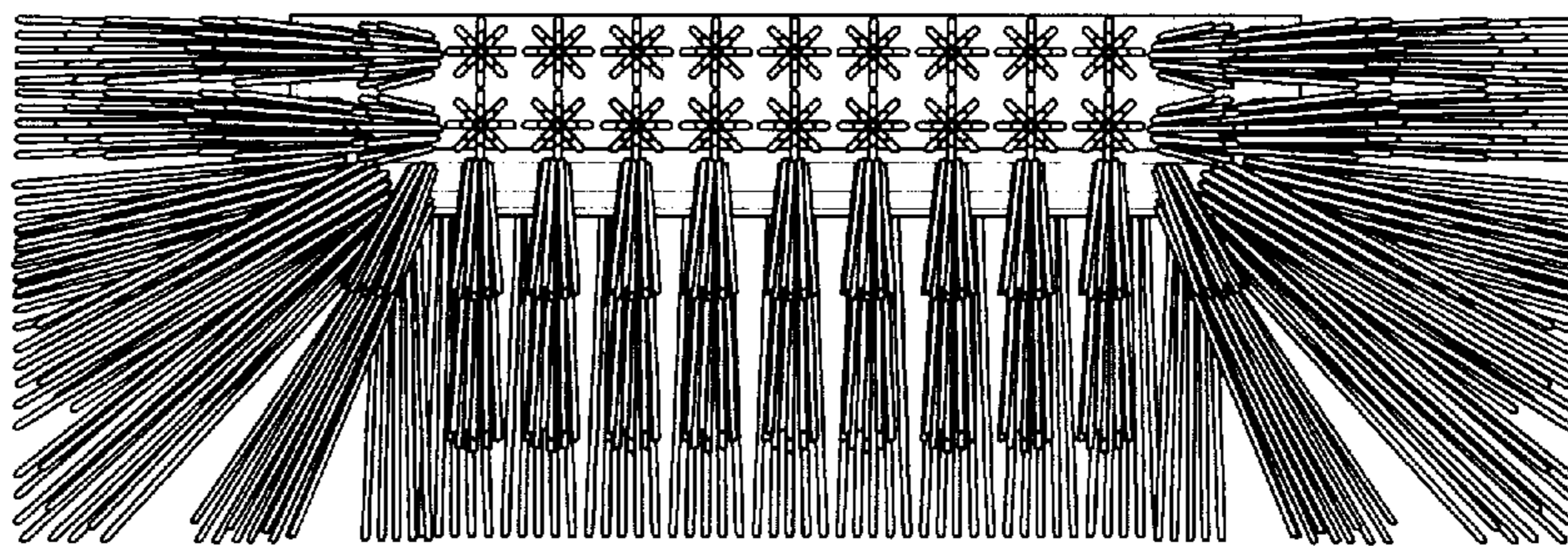





**Fig. 1**



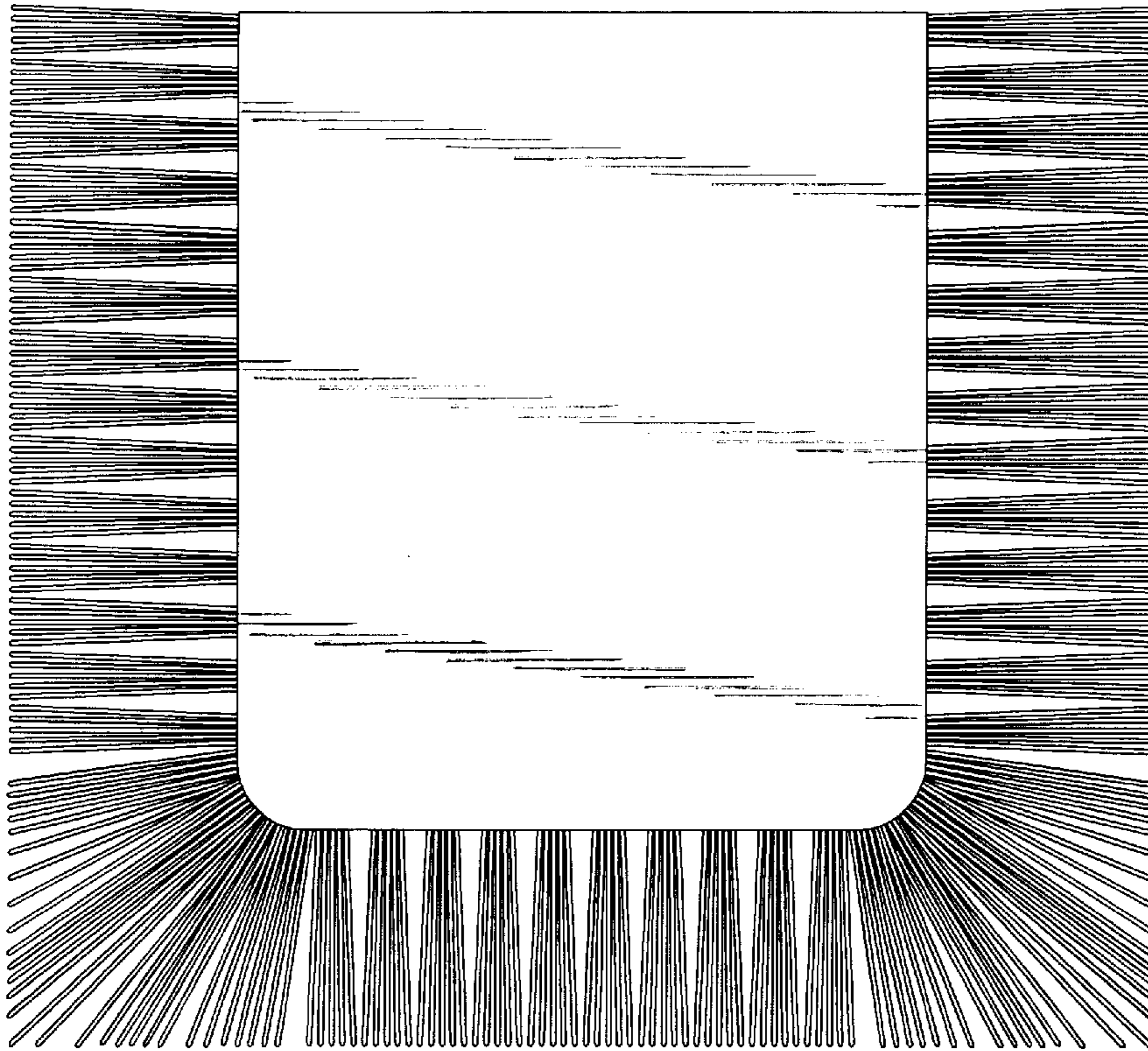
**Fig. 2**




**Fig. 3**



**Fig. 4**



**Fig. 5**



**Fig. 6**