



US00D439046S

(12) **United States Design Patent**
Cheng

(10) **Patent No.:** **US D439,046 S**

(45) **Date of Patent:** **** Mar. 20, 2001**

(54) **LUGGAGE**

(76) **Inventor:** **Calvin Cheng**, 59 Praire Falcon, Aliso Viejo, CA (US) 92656

(**) **Term:** **14 Years**

(21) **Appl. No.:** **29/115,179**

(22) **Filed:** **Dec. 9, 1999**

(51) **LOC (7) Cl.** **03-01**

(52) **U.S. Cl.** **D3/276; D3/900; D3/292**

(58) **Field of Search** **D3/273, 276, 279, D3/281, 282, 900; 190/100, 110, 111, 112, 113, 114**

(56) **References Cited**

U.S. PATENT DOCUMENTS

- D. 287,429 * 12/1986 Esslinger D3/292
- D. 298,486 * 11/1988 Jain D3/292
- D. 311,819 * 11/1990 Takeuchi D3/292

- D. 320,695 * 10/1991 Shim D3/292
- D. 325,819 * 5/1992 Lee D3/900
- D. 329,134 * 9/1992 Tokuda et al. D3/900
- D. 331,663 * 12/1992 Roncato D3/292
- D. 413,727 * 9/1999 Sijmons D3/273
- D. 418,677 * 1/2000 Sijmons D3/273

* cited by examiner

Primary Examiner—Philip S. Hyder

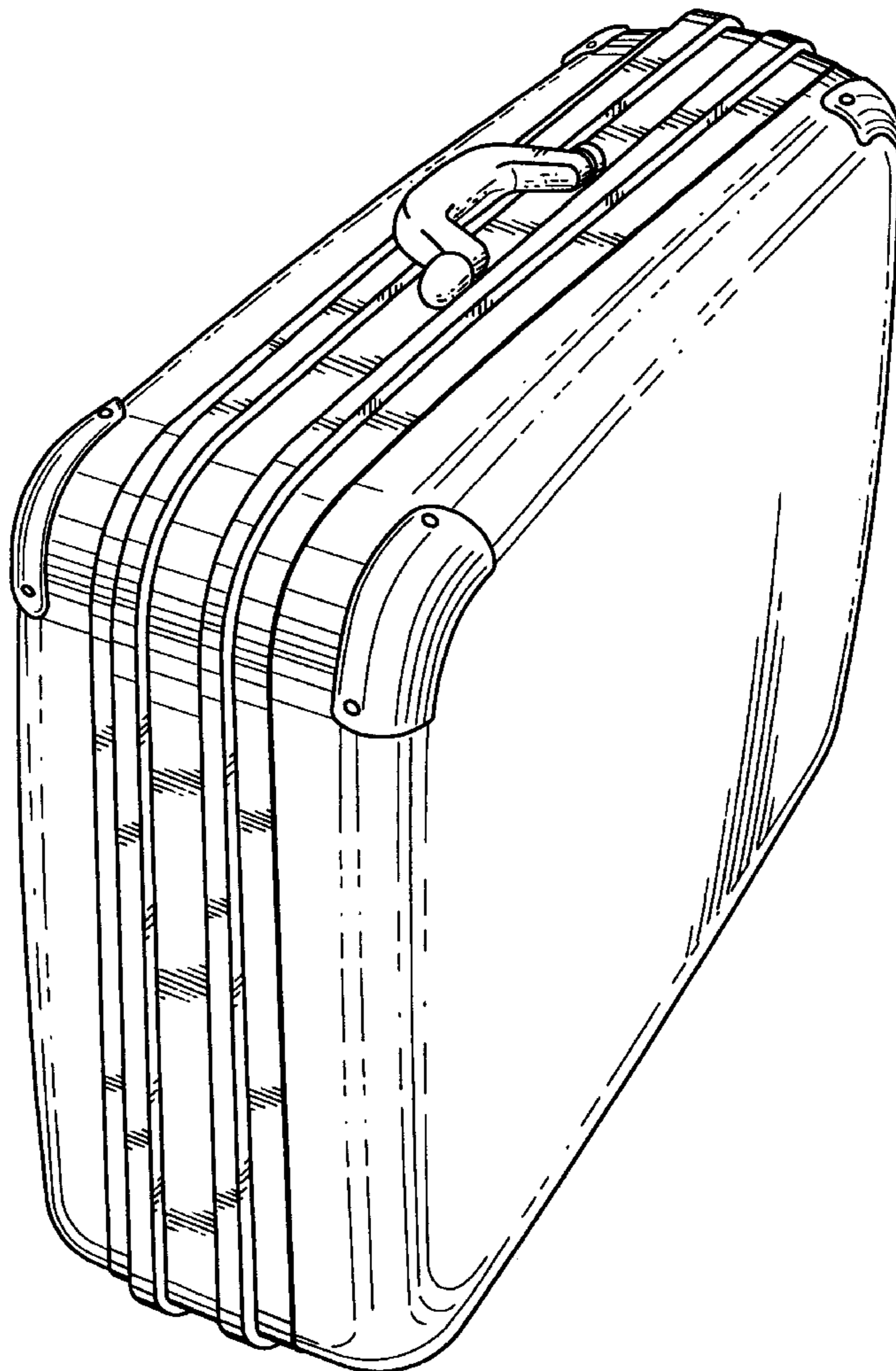
(57) **CLAIM**

The ornamental design for a luggage, as shown and described.

DESCRIPTION

FIG. 1 is a perspective view of my new design.
 FIG. 2 is a top plan view thereof.
 FIG. 3 is a front view thereof wherein the rear view is a mirror image; and,
 FIG. 4 is a right side view thereof.

1 Claim, 2 Drawing Sheets



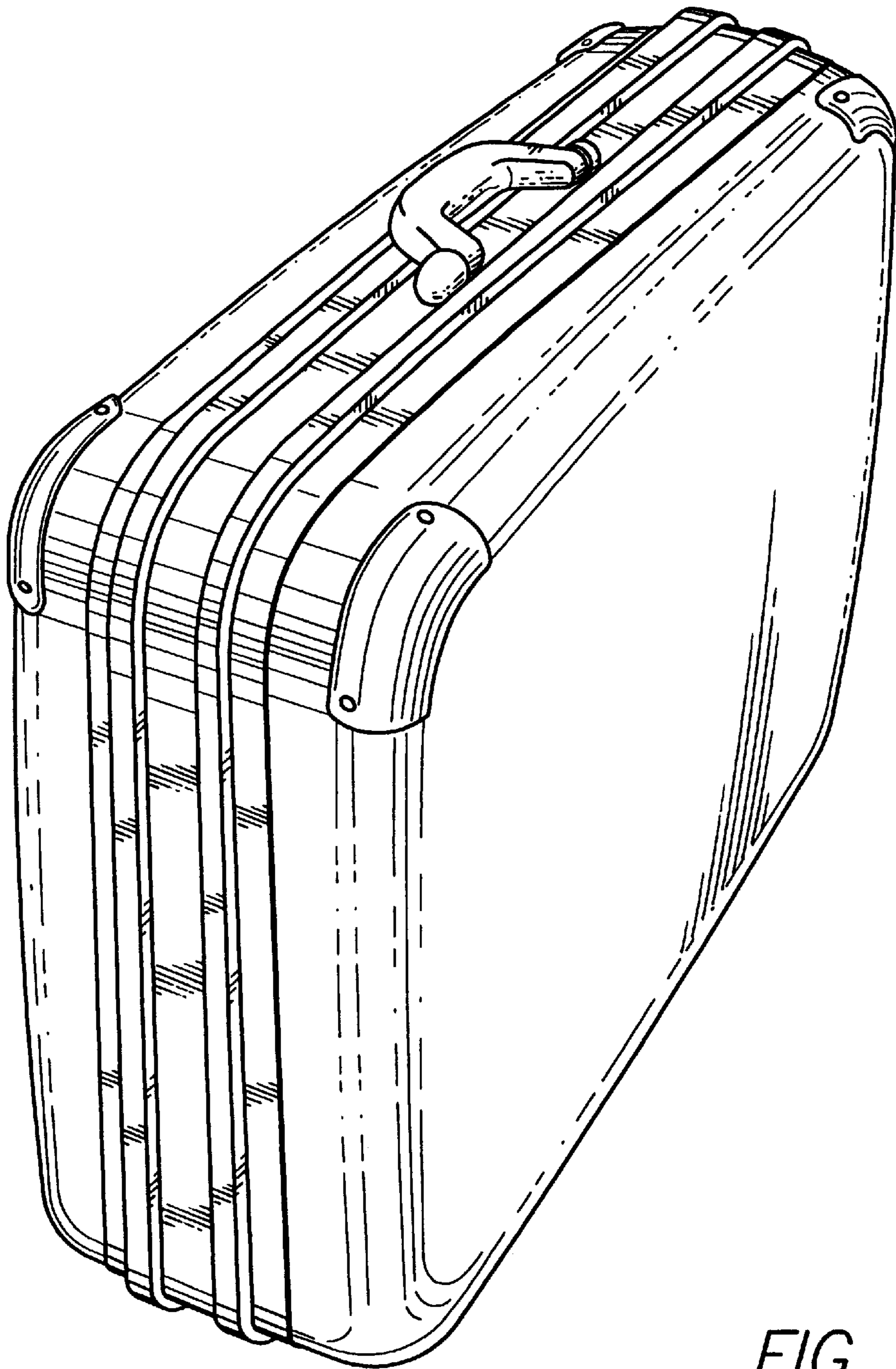


FIG. 1

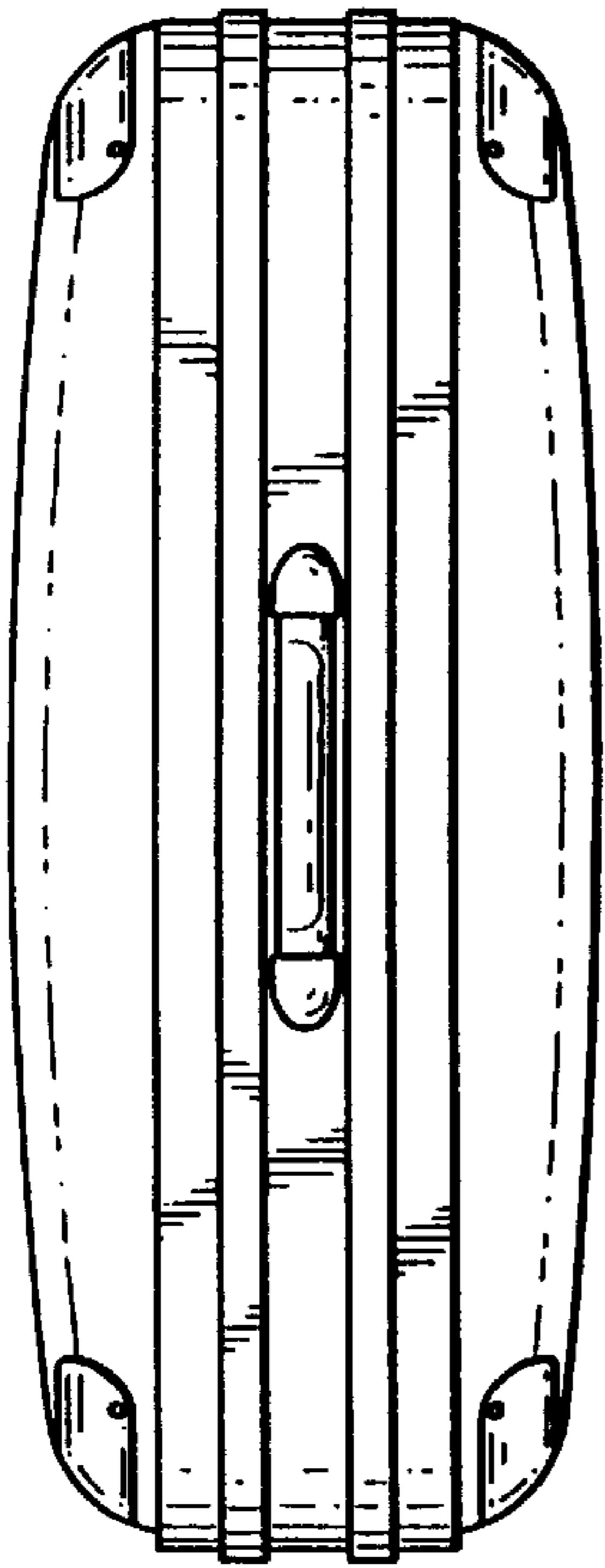


FIG. 2

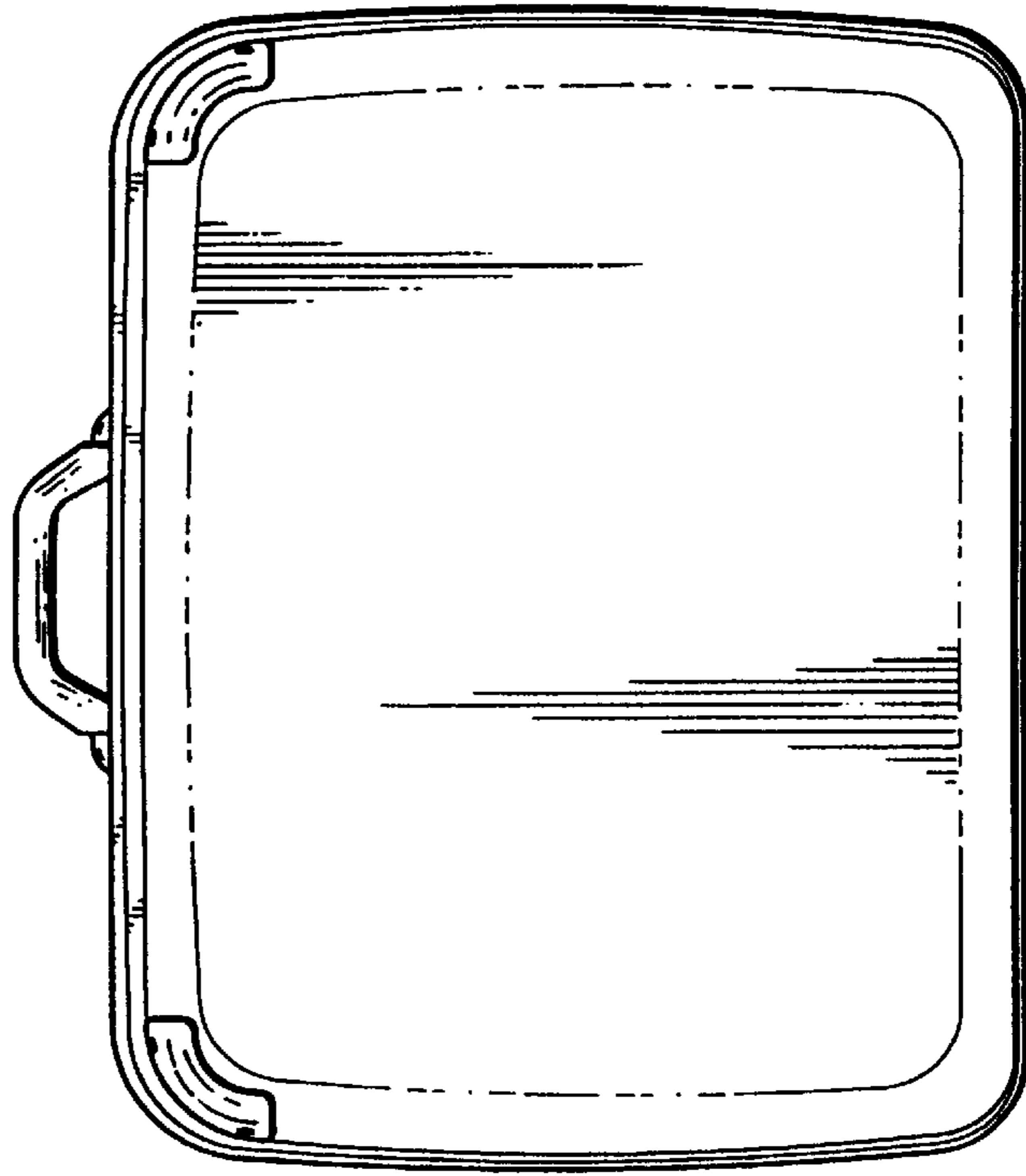


FIG. 3



FIG. 4