



US00D439044S

(12) **United States Design Patent**  
**Cheng**

(10) **Patent No.:** **US D439,044 S**

(45) **Date of Patent:** **\*\* Mar. 20, 2001**

(54) **LUGGAGE**

(76) **Inventor:** **Calvin Cheng**, 59 Praire Falcon, Aliso Viejo, CA (US) 92656

(\*\*) **Term:** **14 Years**

(21) **Appl. No.:** **29/115,177**

(22) **Filed:** **Dec. 9, 1999**

(51) **LOC (7) Cl.** ..... **03-01**

(52) **U.S. Cl.** ..... **D3/276; D3/900; D3/292**

(58) **Field of Search** ..... **D3/273, 276, 279, D3/281, 282, 900; 190/110, 100, 111, 112, 113, 114**

(56) **References Cited**

**U.S. PATENT DOCUMENTS**

- D. 287,429 \* 12/1986 Esslinger ..... D3/292
- D. 298,486 \* 11/1988 Jain ..... D3/292
- D. 311,819 \* 11/1990 Takeuchi ..... D3/292

- D. 320,695 \* 10/1991 Shim ..... D3/292
- D. 325,819 \* 5/1992 Lee ..... D3/900
- D. 329,134 \* 9/1992 Tokuda et al. .... D3/900
- D. 331,663 \* 12/1992 Roncato ..... D3/292
- D. 413,727 \* 9/1999 Sijmons ..... D3/273
- D. 418,677 \* 1/2000 Sijmons ..... D3/273

\* cited by examiner

*Primary Examiner*—Philip S. Hyder

(57) **CLAIM**

The ornamental design for a luggage, as shown and described.

**DESCRIPTION**

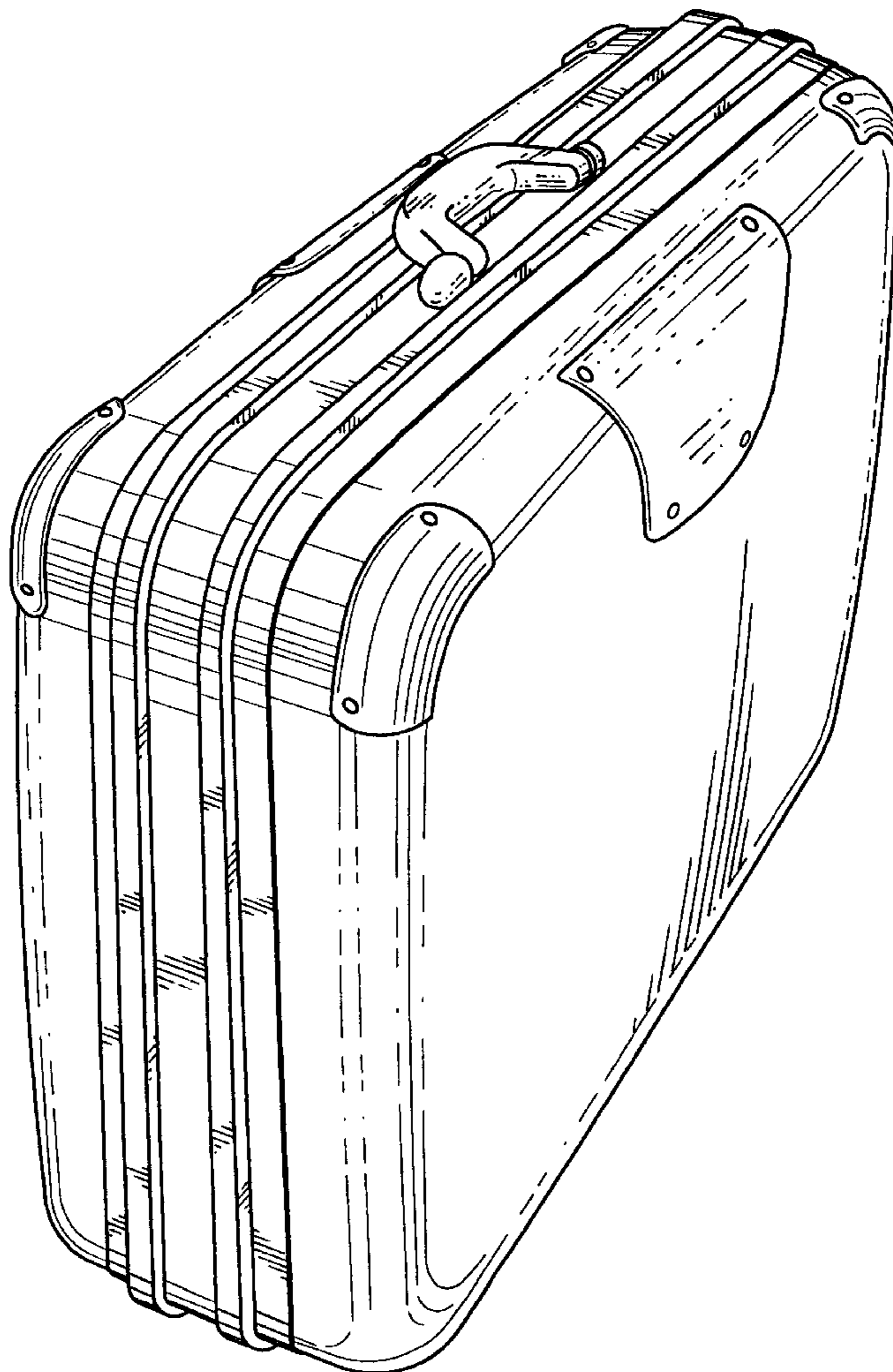
FIG. 1 is a perspective view of my new design.

FIG. 2 is a top plan view thereof.

FIG. 3 is a front view thereof wherein the rear view is a mirror image; and,

FIG. 4 is a right side view thereof.

**1 Claim, 2 Drawing Sheets**



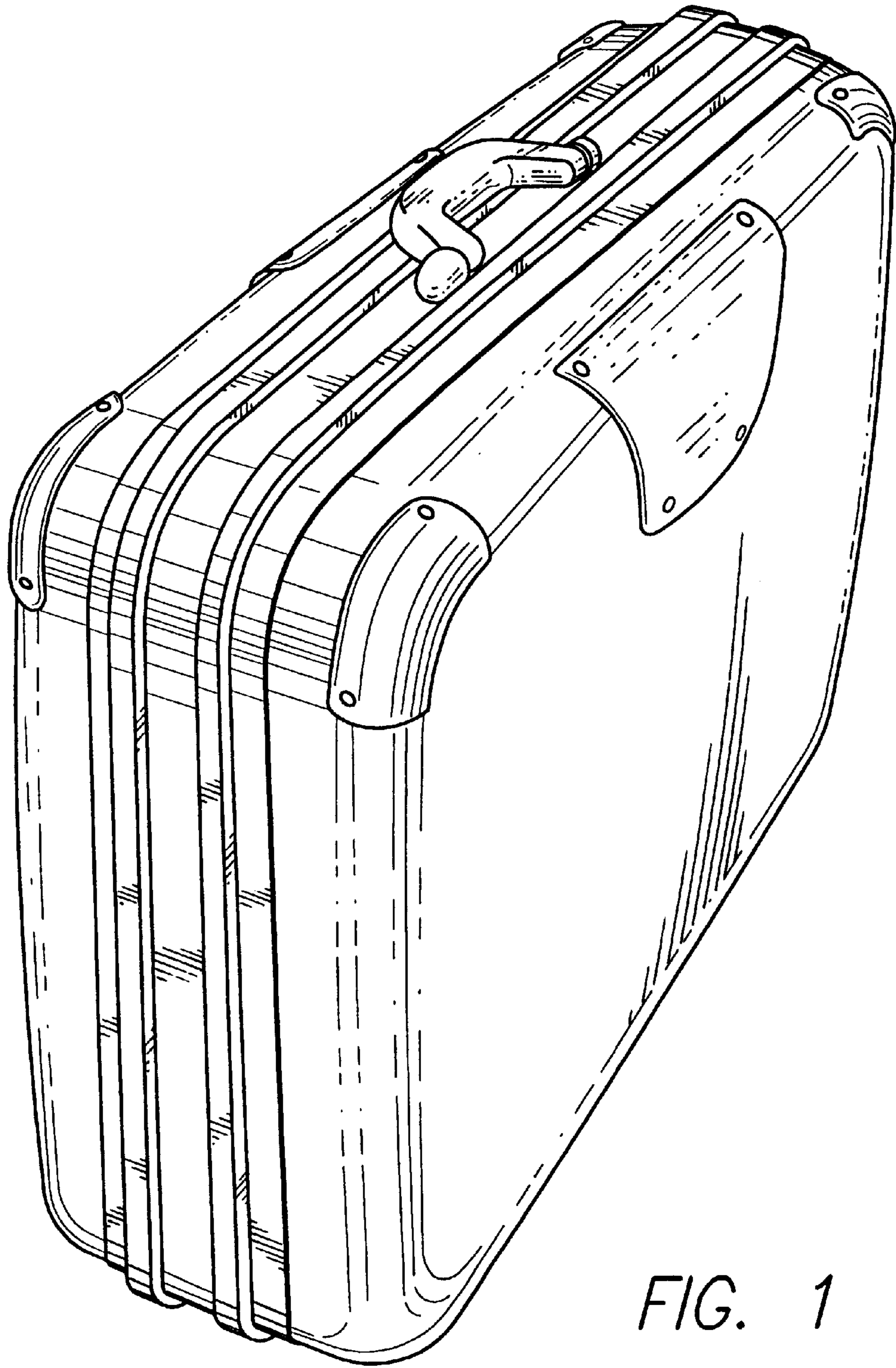


FIG. 1

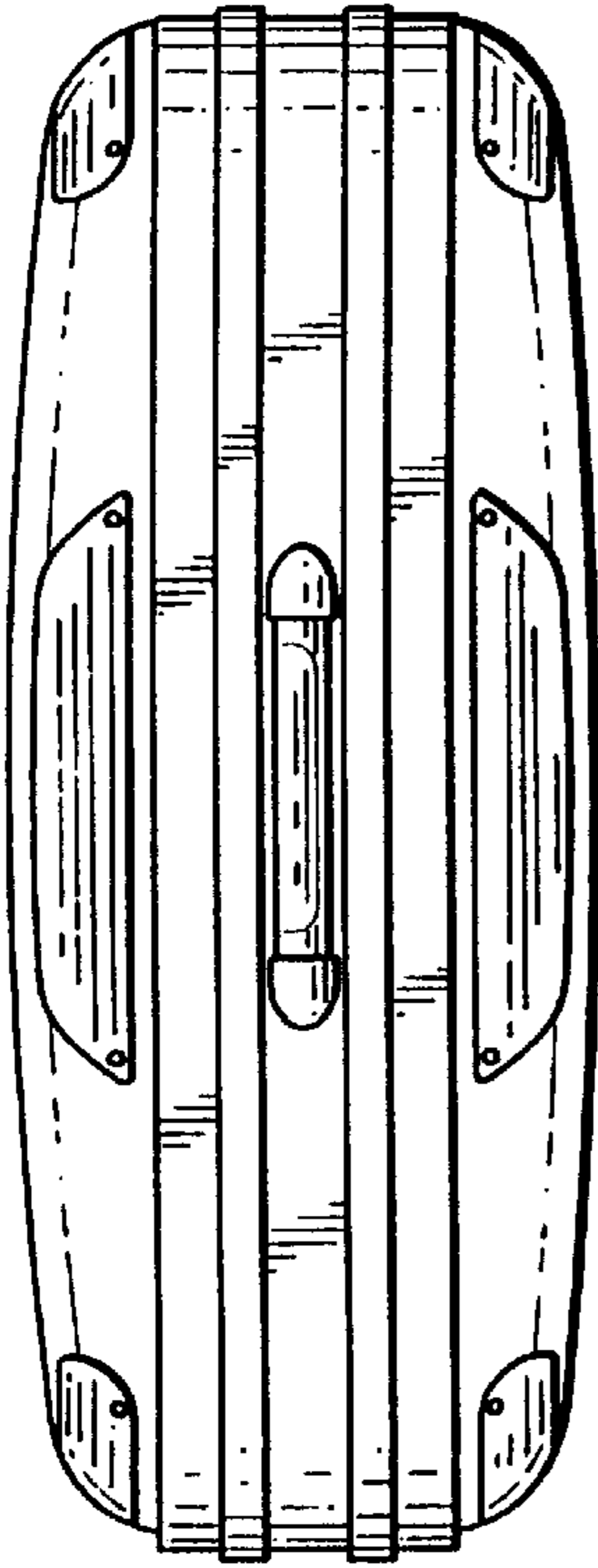


FIG. 2

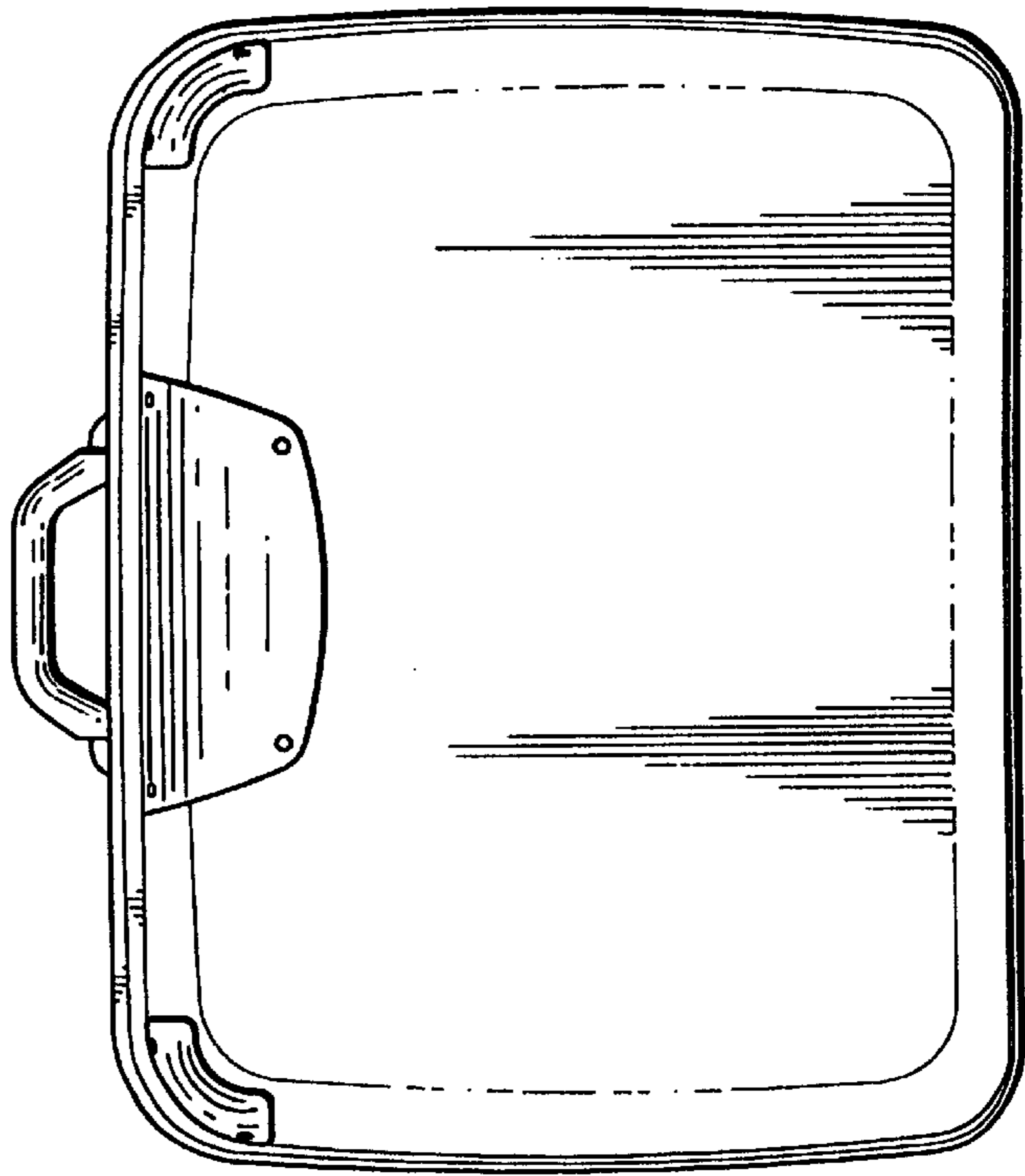


FIG. 3



FIG. 4