



US00D439038S

(12) **United States Design Patent** (10) **Patent No.:** **US D439,038 S**  
**Hinkle** (45) **Date of Patent:** **\*\* Mar. 20, 2001**

(54) **BOAT BUMPER KEY FLOAT**

(75) Inventor: **Gerald F. Hinkle**, Akron, OH (US)

(73) Assignee: **Hincor Incorporated**, Akron, OH (US)

(\*\*) Term: **14 Years**

(21) Appl. No.: **29/108,862**

(22) Filed: **Aug. 4, 1999**

(51) **LOC (7) Cl.** ..... **03-01**

(52) **U.S. Cl.** ..... **D3/211**

(58) **Field of Search** ..... D3/207-211; 24/3.6;  
207/456 R; 405/15; 169/DIG. 1; 114/230.1,  
240 D

(56) **References Cited**

U.S. PATENT DOCUMENTS

2,976,830 \* 3/1961 Montfort ..... D3/208

\* cited by examiner

*Primary Examiner*—Ralf Seifert

(74) *Attorney, Agent, or Firm*—Oldham & Oldham Co.,  
LPA

(57) **CLAIM**

The ornamental design for the boat bumper key float, as shown in the accompanying drawings.

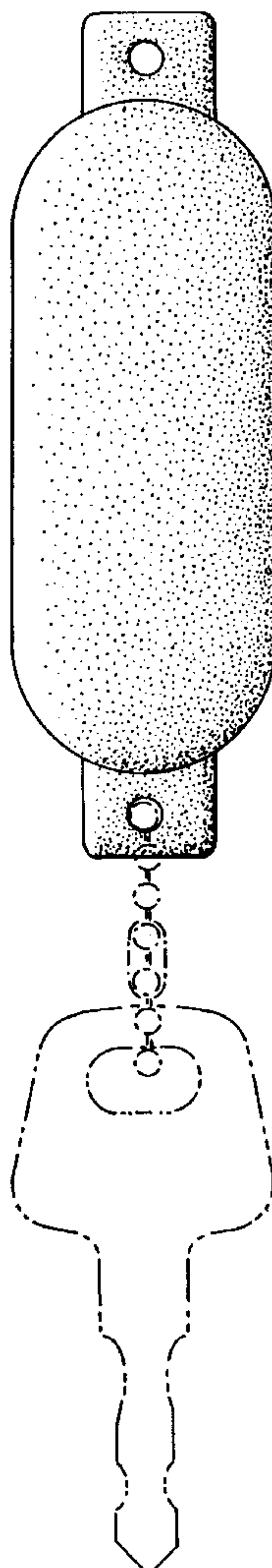
#### DESCRIPTION

FIG. 1 is a front elevational view of a new design for a boat bumper key float wherein the rear view is a mirror image thereof and wherein the portions in broken line are for the purpose of environment only;

FIG. 2 is a side elevational view with reference to FIG. 1, the opposite side view being a mirror image thereof; with the broken line portions for environment only; and,

FIG. 3 is a top plan view, the bottom plan view being a mirror image thereof.

**1 Claim, 1 Drawing Sheet**



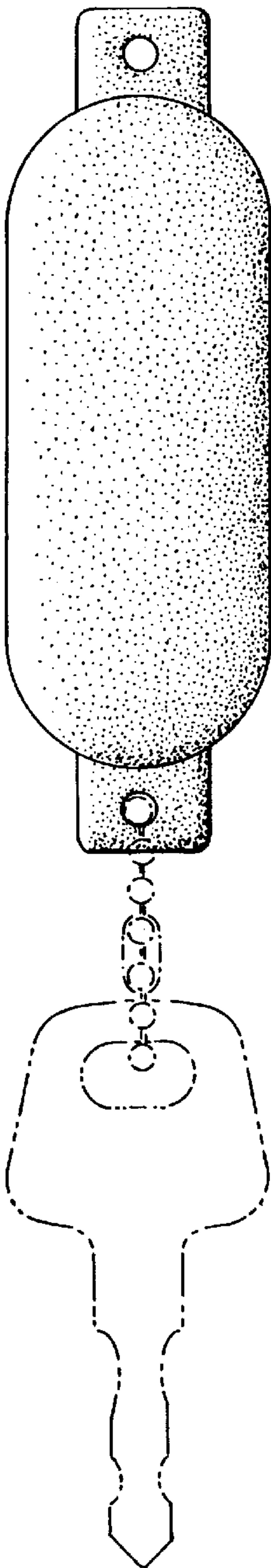


FIG. - 1

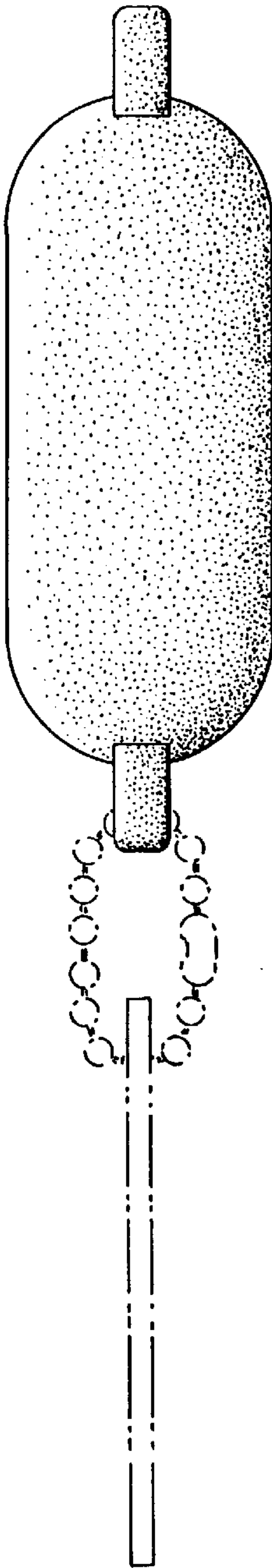


FIG. - 2

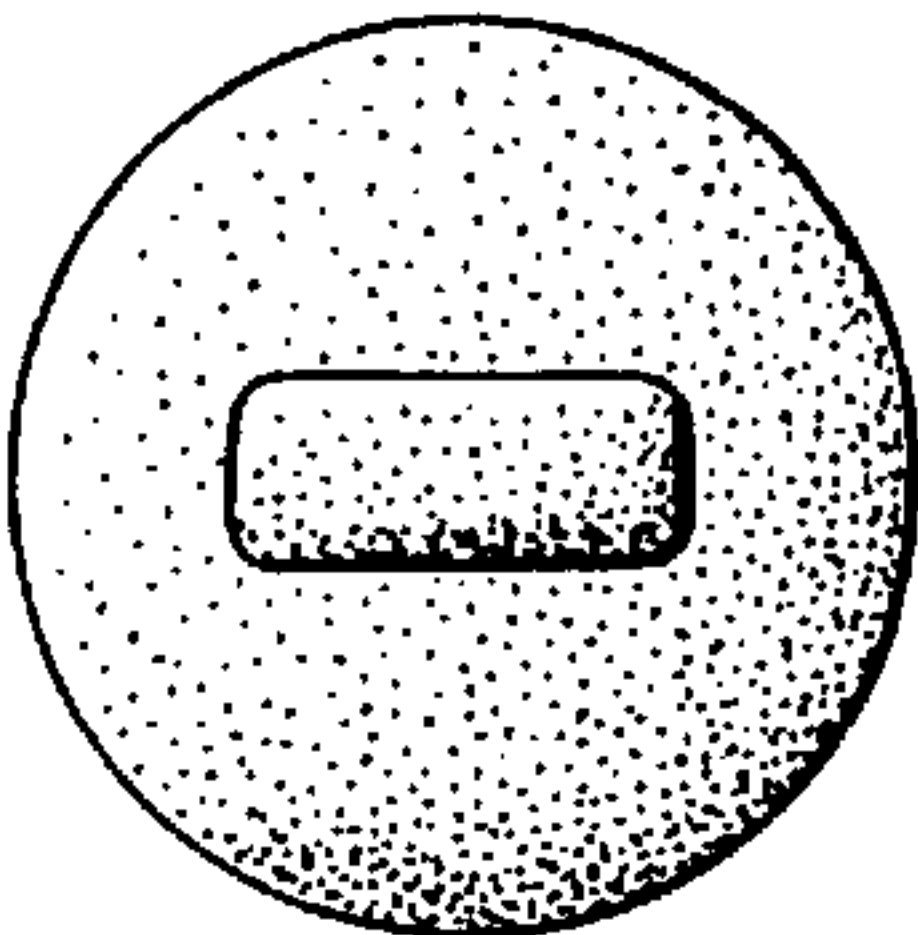


FIG. - 3