



US00D439032S

(12) **United States Design Patent**
Kung

(10) **Patent No.:** **US D439,032 S**

(45) **Date of Patent:** **** Mar. 20, 2001**

(54) **SOLE**

(76) **Inventor:** **Hsiang-Ming Kung**, No. 29, Lane 29,
Lung-Tung Road, Chung Li City,
Tayuan Hsien (TW)

(**) **Term:** **14 Years**

(21) **Appl. No.:** **29/123,232**

(22) **Filed:** **May 12, 2000**

(51) **LOC (7) Cl.** **02-04**

(52) **U.S. Cl.** **D2/960; D2/953; D2/954;**
D2/957

(58) **Field of Search** D2/760, 902, 904,
D2/908, 909, 911, 914, 916, 920, 946-948,
951-962, 964, 972, 977; 36/22 R, 24.5,
25 A, 25 R, 28, 29, 32 R, 43, 59 C, 59 R,
102, 103, 129, 134, 149

(56) **References Cited**

U.S. PATENT DOCUMENTS

- D. 151,043 * 9/1948 Hubbard D2/951
- D. 240,472 * 7/1976 Sironi D2/908
- D. 266,287 * 9/1982 Blissett et al. D2/957

- D. 351,718 * 10/1994 Novy D2/959
- D. 363,371 * 10/1995 Werman D2/957
- D. 363,815 * 11/1995 Lucarelli D2/960
- D. 389,994 * 2/1998 Sessa D2/953
- D. 390,346 * 2/1998 Loveder D2/953
- D. 398,144 * 9/1998 Egelja D2/960
- D. 426,372 * 6/2000 Price D2/908
- D. 428,688 * 8/2000 Egelja et al. D2/957

* cited by examiner

Primary Examiner—Celia Murphy


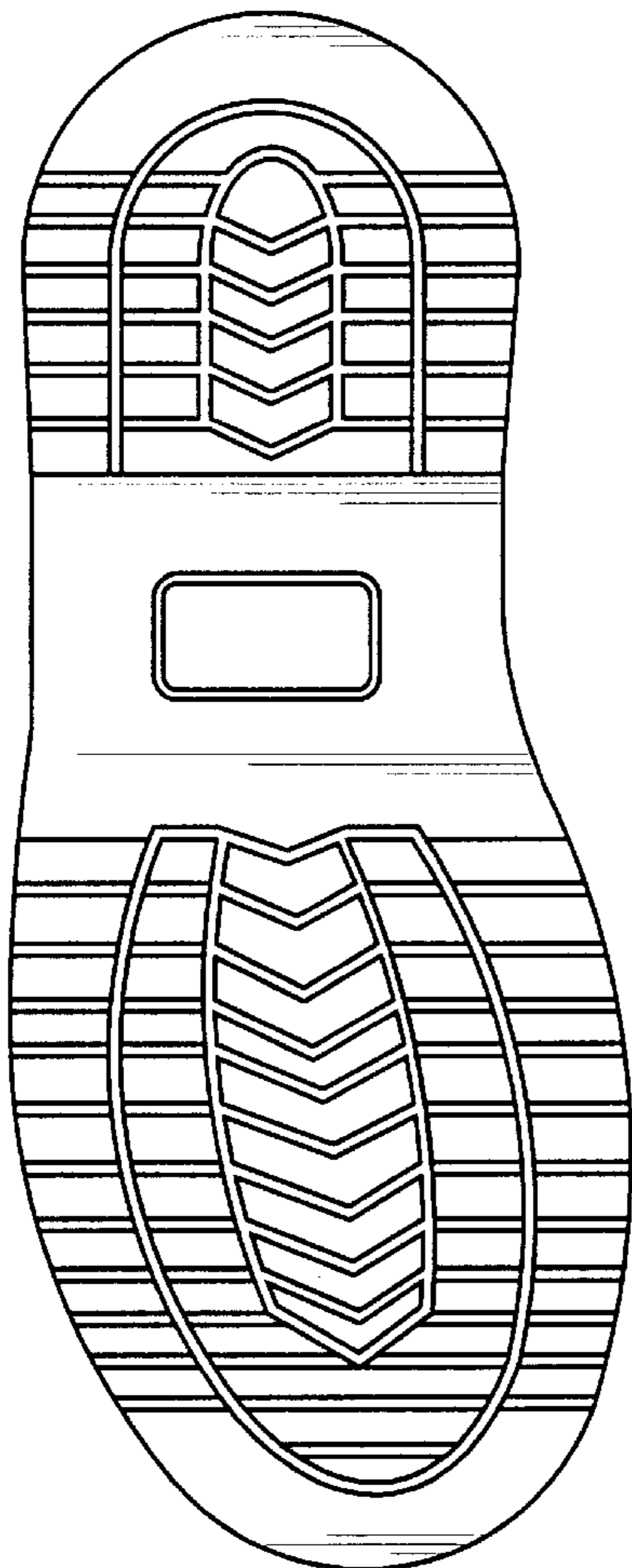
(57) **CLAIM**

The ornamental design for a sole, as shown and described.

DESCRIPTION

FIG. 1 is a perspective view of a sole showing my new design;
 FIG. 2 is a front elevational view thereof;
 FIG. 3 is a rear elevational view thereof;
 FIG. 4 is a left side elevational view thereof;
 FIG. 5 is right side elevational view thereof;
 FIG. 6 is a top view thereof; and,
 FIG. 7 is a bottom view thereof.

1 Claim, 7 Drawing Sheets



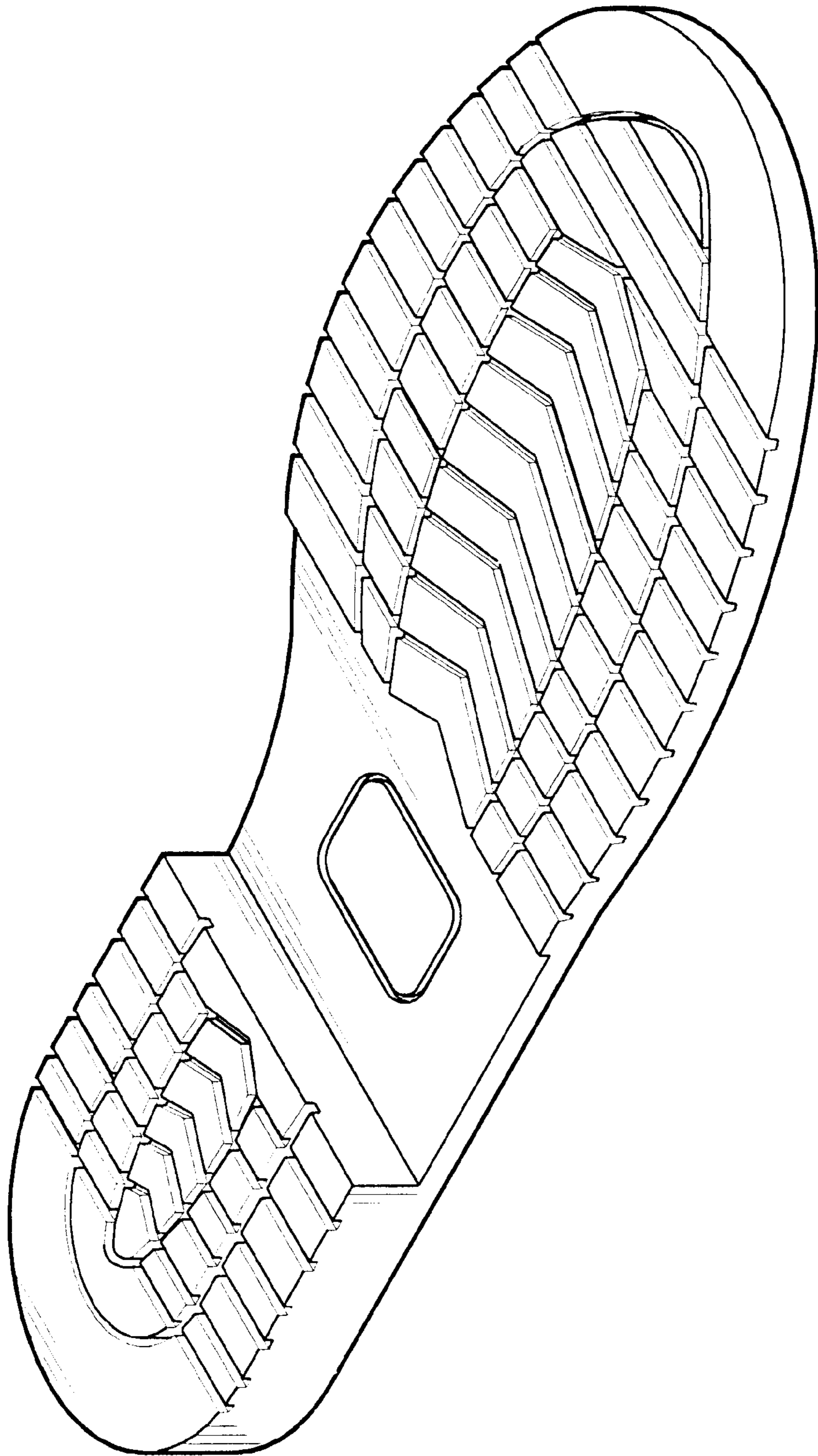


FIG. 1




FIG. 2




FIG. 3

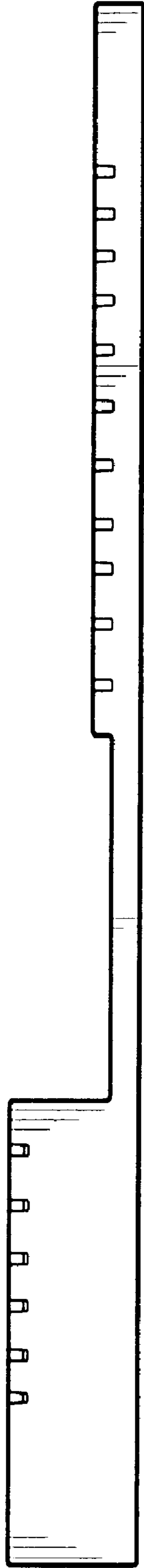


FIG. 4

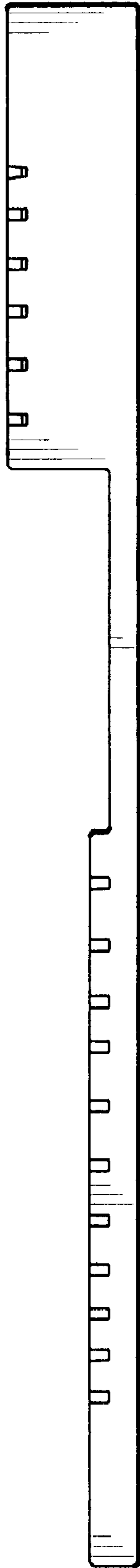


FIG. 5

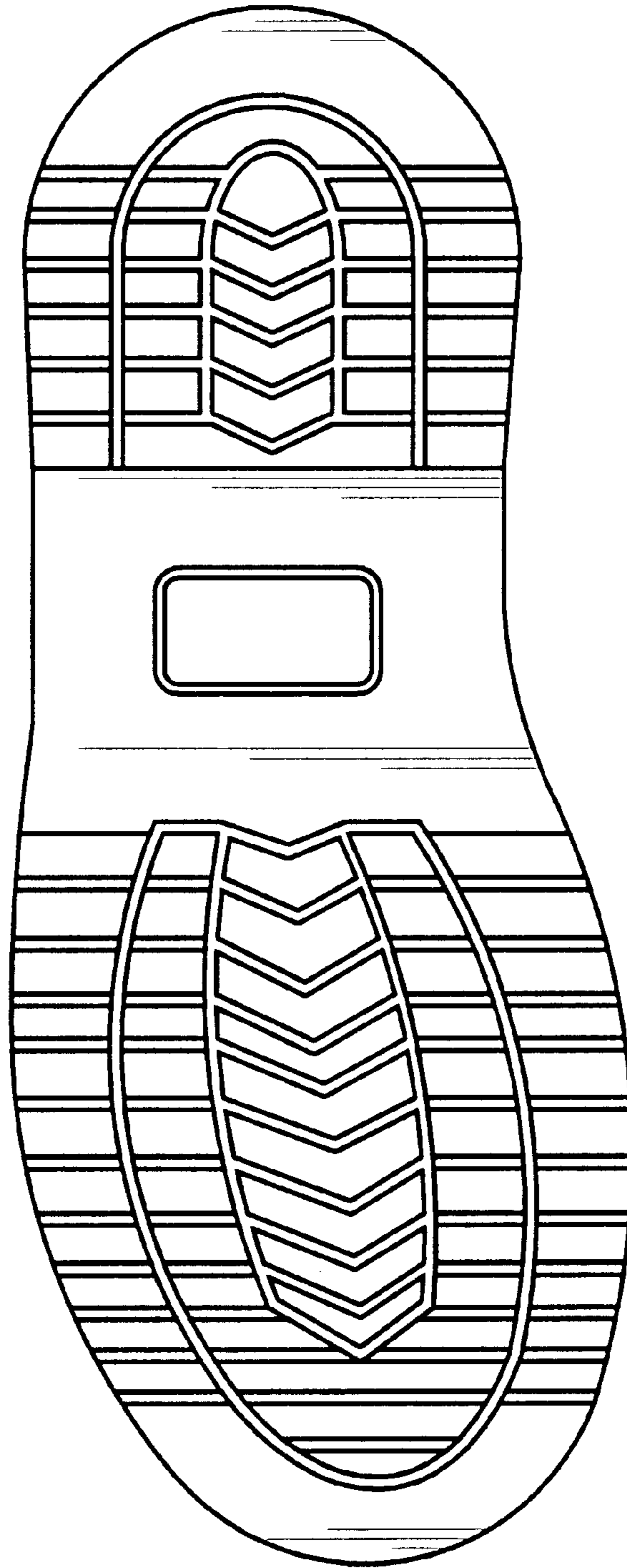


FIG. 6

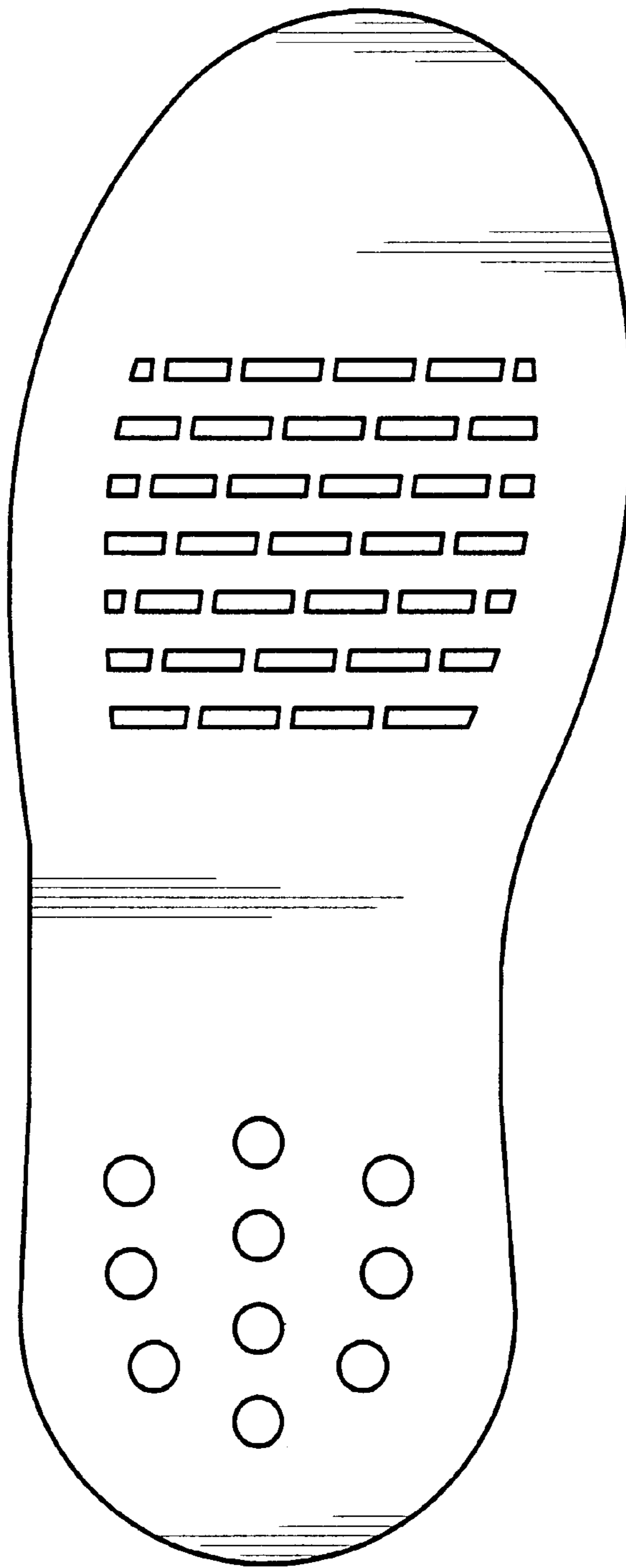


FIG. 7