



US00D439025S

(12) **United States Design Patent**
Brault

(10) **Patent No.:** **US D439,025 S**

(45) **Date of Patent:** **** Mar. 13, 2001**

(54) **CREMATION URN**

(76) Inventor: **Gaétan Brault**, 2506 Raudot Street,
Montreal, Quebec (CA), H4E 2P3

(**) Term: **14 Years**

(21) Appl. No.: **29/110,421**

(22) Filed: **Sep. 8, 1999**

(30) **Foreign Application Priority Data**

Mar. 9, 1999 (CA) 1999-0595

(51) **LOC (7) Cl.** **99-00**

(52) **U.S. Cl.** **D99/5**

(58) **Field of Search** D99/5, 28, 99;
27/1, 8; D6/396, 406.6; 428/38; 216/31,
80, 97; 229/100, 120.07; 52/103, 104; 40/661

(56) **References Cited**

U.S. PATENT DOCUMENTS

- 797,350 * 8/1905 Ford 428/38
- 1,035,260 * 8/1912 Stobbe et al. 52/103
- 2,120,082 * 7/1938 Anderson 52/103
- 2,513,951 * 7/1950 McClellan 27/1
- 2,548,706 * 4/1951 Corning 40/661

- 4,463,527 * 8/1984 Schlösser 52/103
- 5,230,127 * 7/1993 Zukowski et al. 27/1
- 5,287,603 * 2/1994 Schorman 27/1
- 5,774,958 * 7/1998 Casimir 27/1
- 5,993,925 * 11/1999 Zoccole 428/38

* cited by examiner

Primary Examiner—Paula A. Mortimer

(74) *Attorney, Agent, or Firm*—Michel Belanger

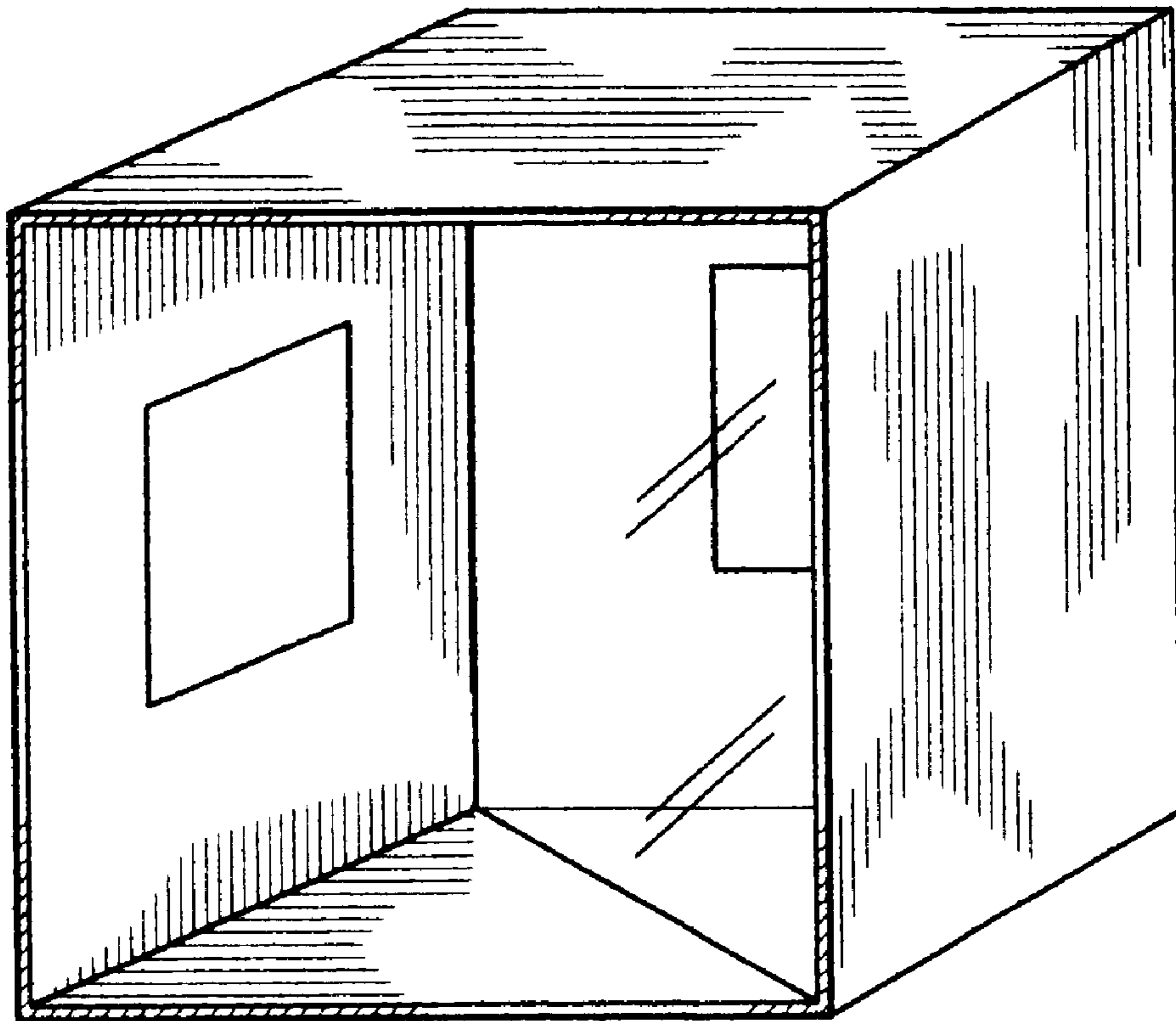
(57) **CLAIM**

The ornamental design for a cremation urn, as shown and described.

DESCRIPTION

FIG. 1 is a front perspective view of a cremation urn showing my new design;
 FIG. 2 is a front elevational view of the cremation urn of FIG. 1;
 FIG. 3 is a left side elevational view of the cremation urn of FIG. 1;
 FIG. 4 is a top plan view of the cremation urn of FIG. 1; and,
 FIG. 5 is a rear elevational view of the cremation urn of FIG. 1.

1 Claim, 1 Drawing Sheet



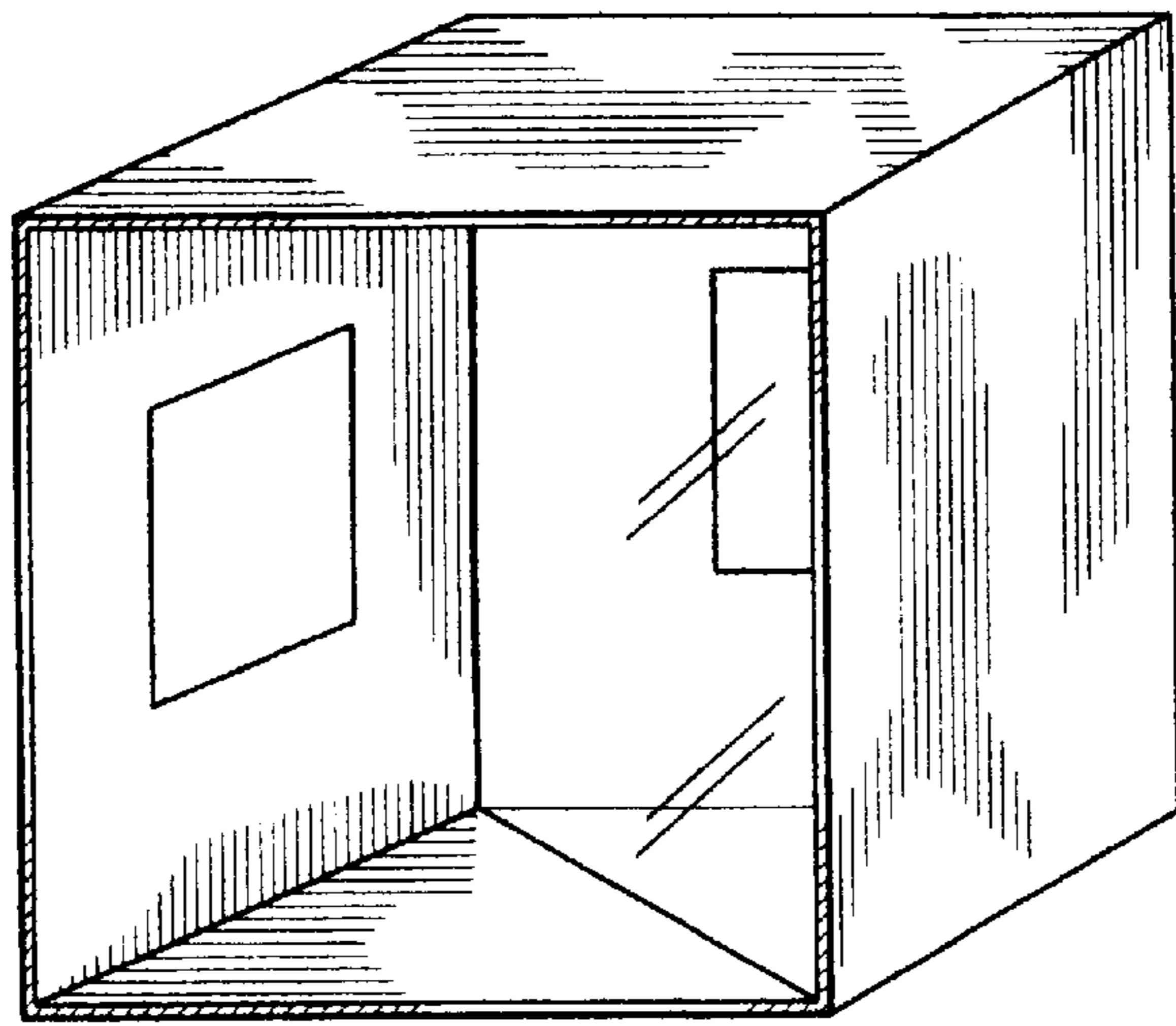


FIG. 1

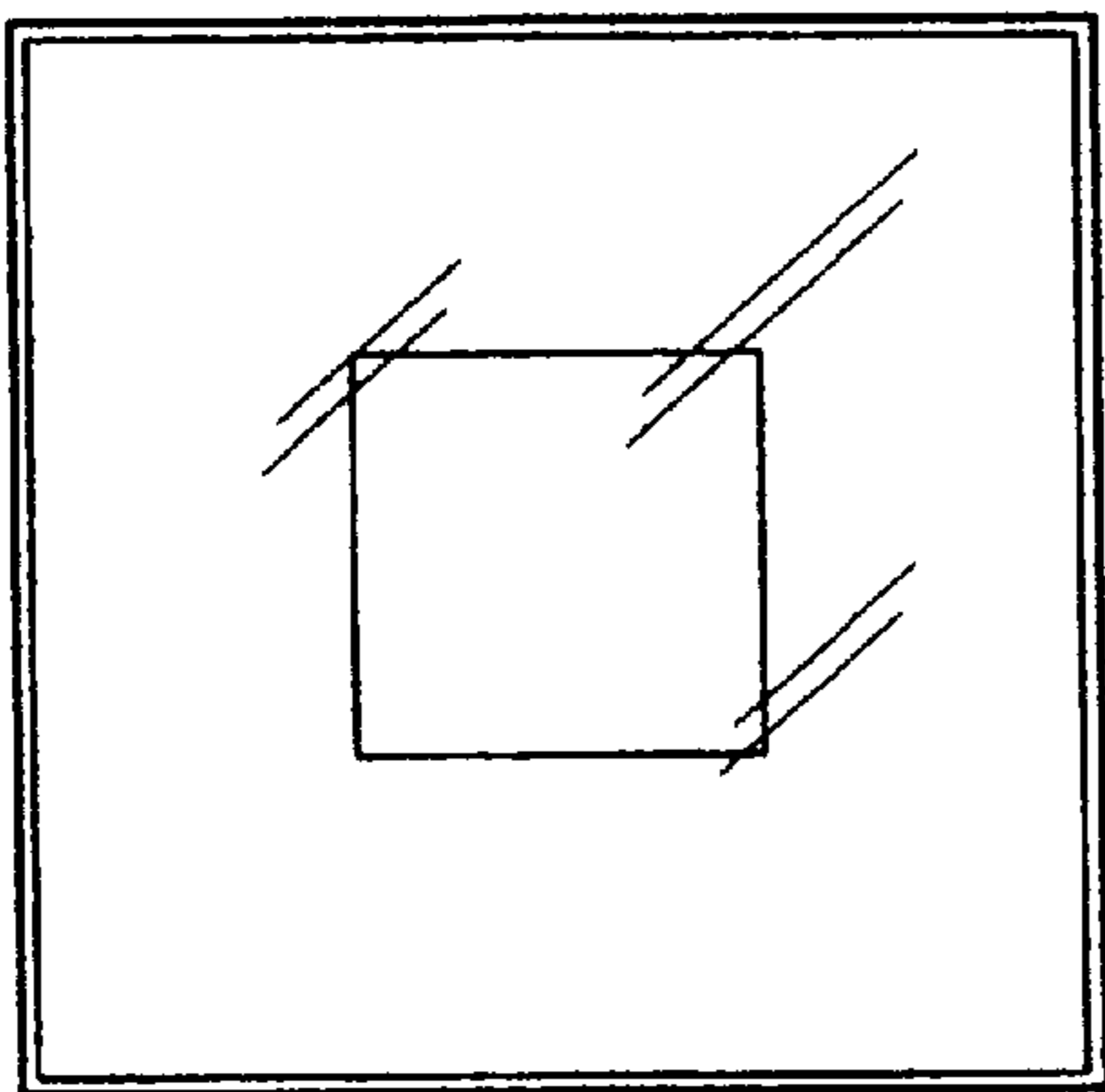


FIG. 2

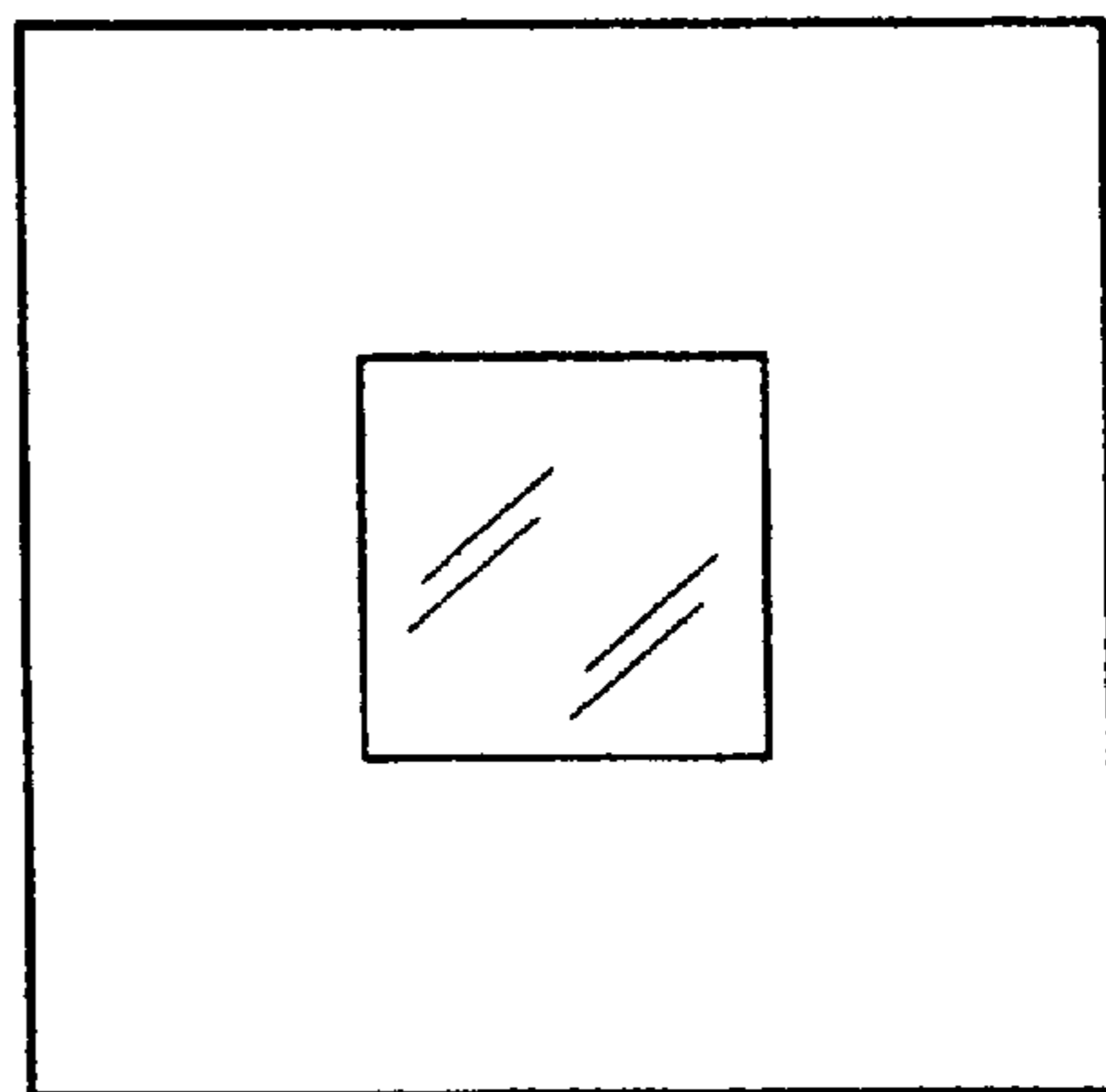


FIG. 3




FIG. 4




FIG. 5