



US00D439006S

(12) **United States Design Patent** (10) **Patent No.:** **US D439,006 S**  
**Yeh** (45) **Date of Patent:** **\*\* Mar. 13, 2001**

(54) **HALOGEN TORCHIERE FLOOR LAMP**

(76) Inventor: **John Yeh**, 6505 B Gayhart St.,  
Commerce, CA (US) 90040

(\*\*) Term: **14 Years**

(21) Appl. No.: **29/116,300**

(22) Filed: **Dec. 29, 1999**

(51) **LOC (7) Cl.** ..... **26-03**

(52) **U.S. Cl.** ..... **D26/110**

(58) **Field of Search** ..... D26/93, 105-113,  
D26/118; 362/376, 410-414

(56) **References Cited**

**U.S. PATENT DOCUMENTS**

D. 85,928	*	1/1932	Grady	.....	D26/110
D. 394,729	*	5/1998	Lee	.....	D26/110 X
D. 407,522	*	3/1999	Hsu	.....	D26/108
5,800,052	*	9/1998	Yeh	.....	362/376
5,997,160	*	12/1999	Swanson	.....	362/376

**OTHER PUBLICATIONS**

Home Lighting & Accessories, lamp by Quoizel on p. 29,  
Sep. 1997.\*

\* cited by examiner

*Primary Examiner*—Alan P. Douglas

*Assistant Examiner*—Linda Brooks

(74) *Attorney, Agent, or Firm*—Intellepharm, Inc.; Manfred  
E. Wolff

(57) **CLAIM**

The ornamental design for a halogen torchiere floor lamp, as  
shown and described.

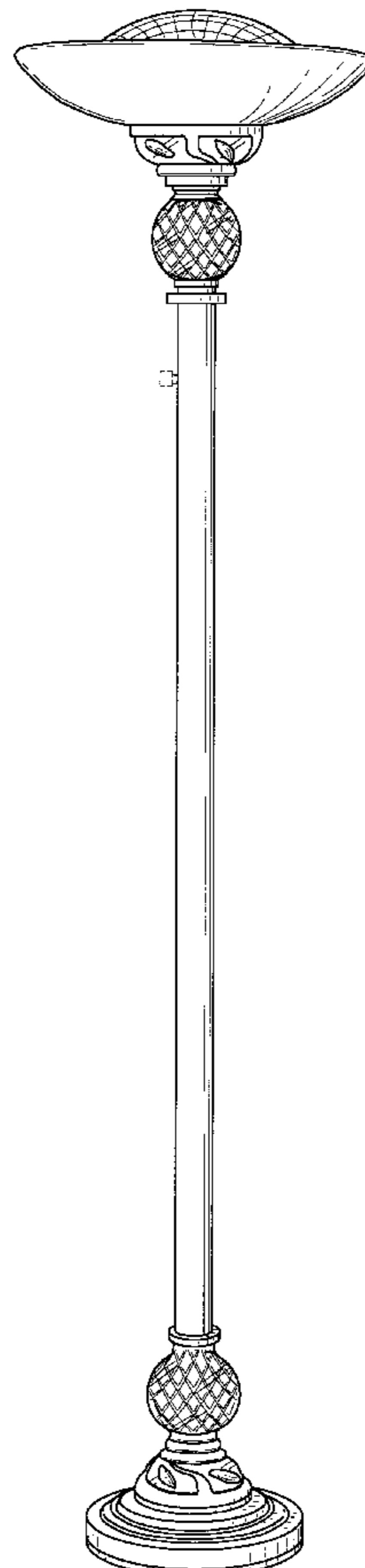
**DESCRIPTION**

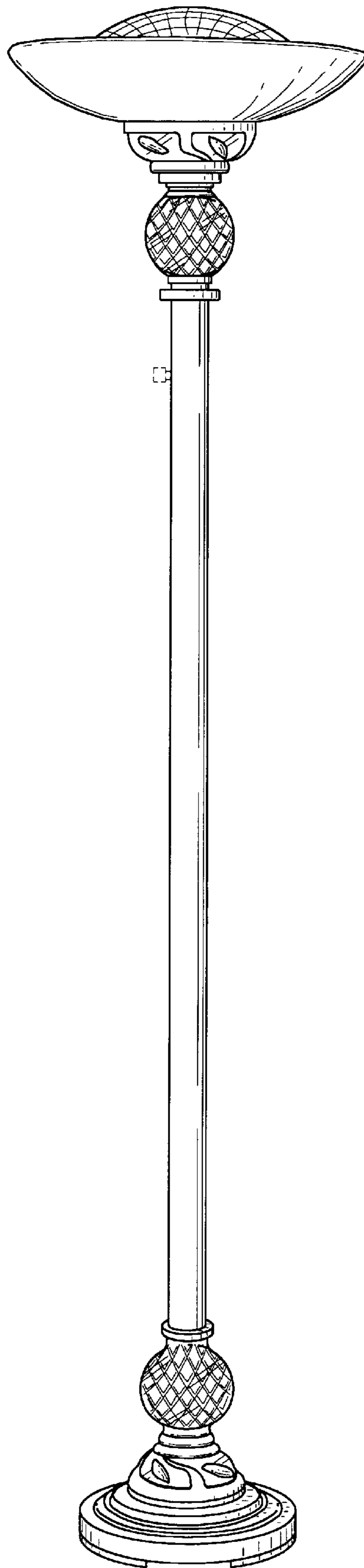
The claimed halogen torchiere floor lamp is used for lighting  
and could stand on a floor.

FIG. 1 is a front elevational view of a halogen torchiere floor  
lamp showing my new design, the back elevational view  
being a mirror image of said front elevational view. The  
broken line illustration of the electrical switch knob shown  
on the claimed design forms no part thereof; and,

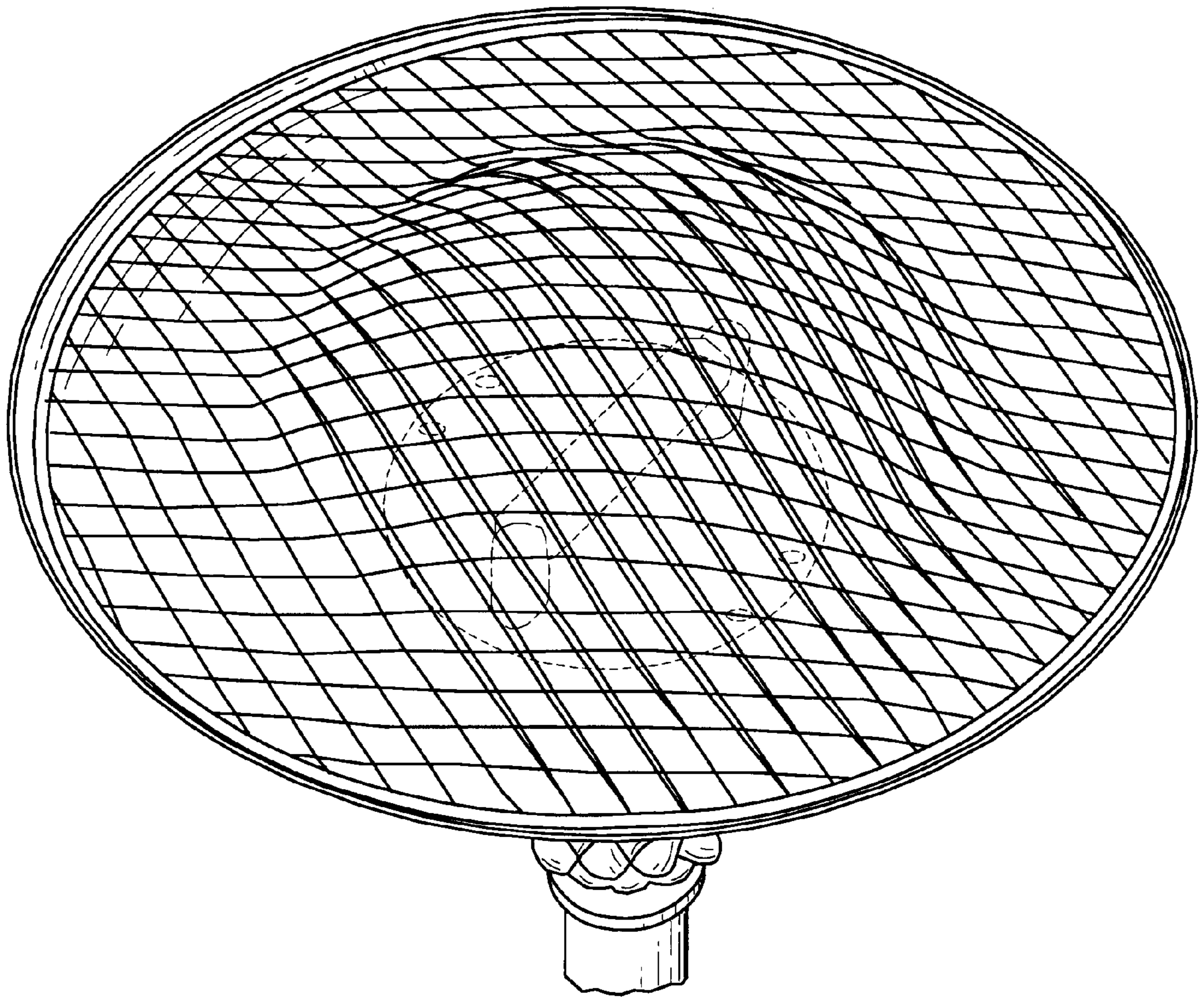
FIG. 2 is an enlarged perspective view of the torchiere,  
shown separately for clarity of illustration. The broken line  
illustration of the the halogen bulb and the electrical contacts  
to which it is attached form no part of the claimed design.

**1 Claim, 2 Drawing Sheets**





*Fig. 1*



*Fig. 2*