



US00D439000S

(12) **United States Design Patent**  
**Landefeld**

(10) **Patent No.:** **US D439,000 S**  
(45) **Date of Patent:** **\*\* Mar. 13, 2001**

(54) **SQUARE CONCRETE BOLLARD LUMINAIRE**

Washington Tampa Bollard, Spring City Electrical Mfg. Co., Jan. 1990.

(75) Inventor: **Cory W. Landefeld**, Long Beach, CA (US)

Architectural Area Lighting, Concrete Bollards, 1994.  
Rockscapes, Inc. Cat., Nov. 25, 1996.\*

(73) Assignee: **Architectural Area Lighting**, La Mirada, CA (US)

\* cited by examiner

(\*\*) Term: **14 Years**

*Primary Examiner*—Lisa Lichtenstein  
(74) *Attorney, Agent, or Firm*—Lyon & Lyon LLP

(21) Appl. No.: **29/120,334**

(22) Filed: **Mar. 15, 2000**

(57) **CLAIM**

The ornamental design for a square concrete bollard luminaire, as shown and described.

**Related U.S. Application Data**

(62) Division of application No. 29/109,452, filed on Aug. 13, 1999, now Pat. No. Des. 425,173.

**DESCRIPTION**

(51) **LOC (7) Cl.** ..... **26-05**

FIG. 1 is a side elevation view thereof, the other sides being identical to that shown,

(52) **U.S. Cl.** ..... **D26/68**

(58) **Field of Search** ..... D26/67-71; 362/153, 362/153.1, 431

FIG. 2 is a top view; and,

FIG. 3 is a perspective view.

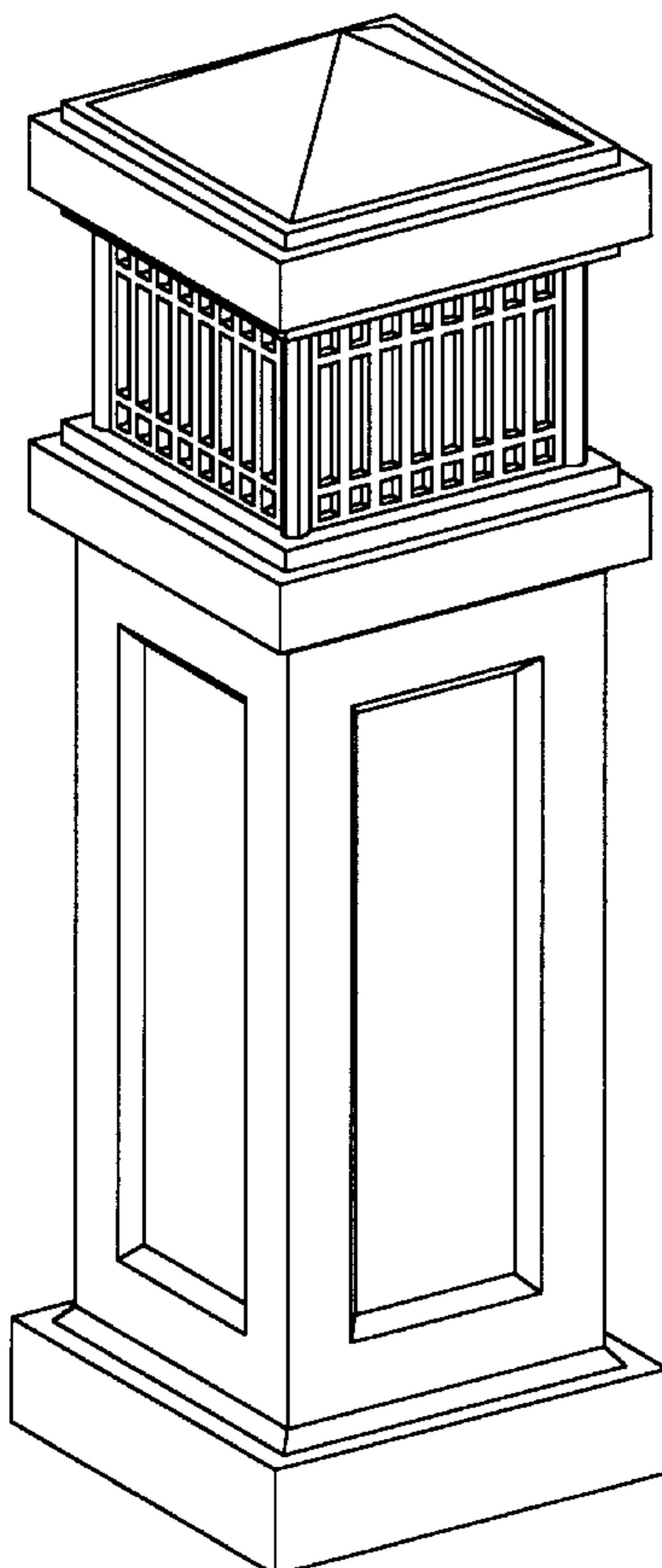
The bottom of the design is not being claimed.


(56) **References Cited**

**PUBLICATIONS**


Sternberg bollards, date unknown.  
Washington Standard Bollard, Spring City Electrical Mfg. Co., Jan. 1990.

**1 Claim, 1 Drawing Sheet**






*Fig. 2*



*Fig. 1*



*Fig. 3*