



US00D438979S

(12) **United States Design Patent** (10) **Patent No.:** **US D438,979 S**
Gomes et al. (45) **Date of Patent:** **** Mar. 13, 2001**

(54) **SAMPLING ARRANGEMENT**

(75) Inventors: **Francis Gomes**, Jersey City; **Mark Follman**, Glen Rock; **David Landsberger**, Caldwell, all of NJ (US)

(73) Assignee: **Bel-Art Products, Inc.**, Pequannock, NJ (US)

(**) Term: **14 Years**

3,013,436	12/1961	Dailey .	
3,049,014	8/1962	Aue .	
3,873,449	* 3/1975	Connelly et al.	422/101
4,250,893	* 2/1981	White	600/578
5,149,506	9/1992	Skiba et al. .	
5,347,865	9/1994	Mulry et al. .	
5,431,884	7/1995	McDonough et al. .	
5,624,554	* 4/1997	Faulkner et al.	422/102

OTHER PUBLICATIONS

Bel-Art Products, Inc. Catalog 198 (pp. 381-413).

* cited by examiner

Primary Examiner—Ian Simmons

(74) *Attorney, Agent, or Firm*—Lawrence G. Fridman

(21) Appl. No.: **29/111,477**

(22) Filed: **Sep. 28, 1999**

(51) **LOC (7) Cl.** **24-01**

(52) **U.S. Cl.** **D24/216; D24/130; D24/133; D7/691**

(58) **Field of Search** D24/133, 112, D24/116, 130, 216, 224; D7/691; 600/578, 580, 576, 570; 422/101, 102, 61, 58

(57) **CLAIM**

The ornamental design for sampling arrangement, as shown and described.

DESCRIPTION

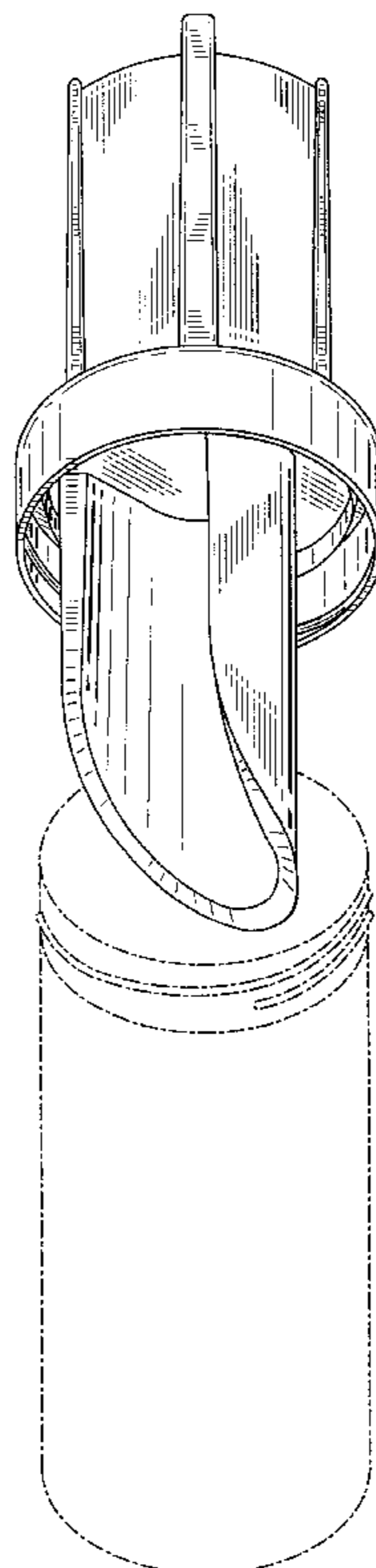
FIG. 1 is a perspective view of the sampling arrangement according to my new design;
 FIG. 2 is a top plan view thereof;
 FIG. 3 is a bottom plan view thereof;
 FIG. 4 is a rear elevational view thereof;
 FIG. 5 is a front elevational view thereof; and,
 FIG. 6 is a right hand side elevational view thereof, the left hand side elevational view being a mirror image thereto.
 The broken lines are shown for illustrative purposes only and form no part of the claimed design.

(56) **References Cited**

U.S. PATENT DOCUMENTS

D. 253,869	1/1980	Wells .	
D. 277,786	* 2/1985	Hellman et al.	D24/224
D. 310,122	* 8/1990	Masters	D24/112
D. 328,867	8/1992	Watt et al. .	
1,642,985	9/1927	Beebe .	
2,592,192	4/1952	Sanford .	
2,718,060	9/1955	Buck, Jr. .	
2,770,135	11/1956	Parvin .	
2,799,086	7/1957	Tupper .	
3,001,404	9/1961	McDonnell, Jr. .	

1 Claim, 3 Drawing Sheets



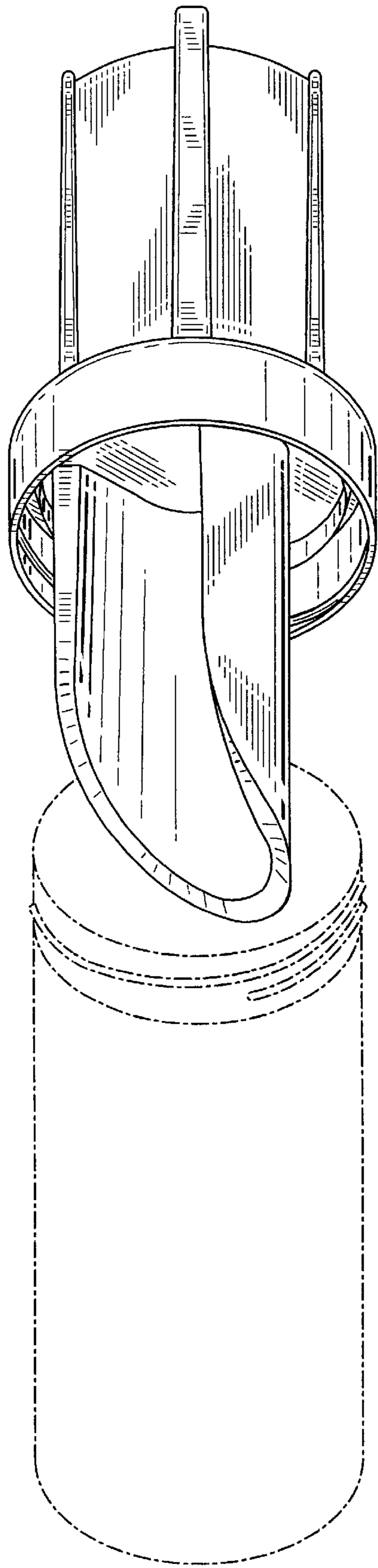


FIG. 1

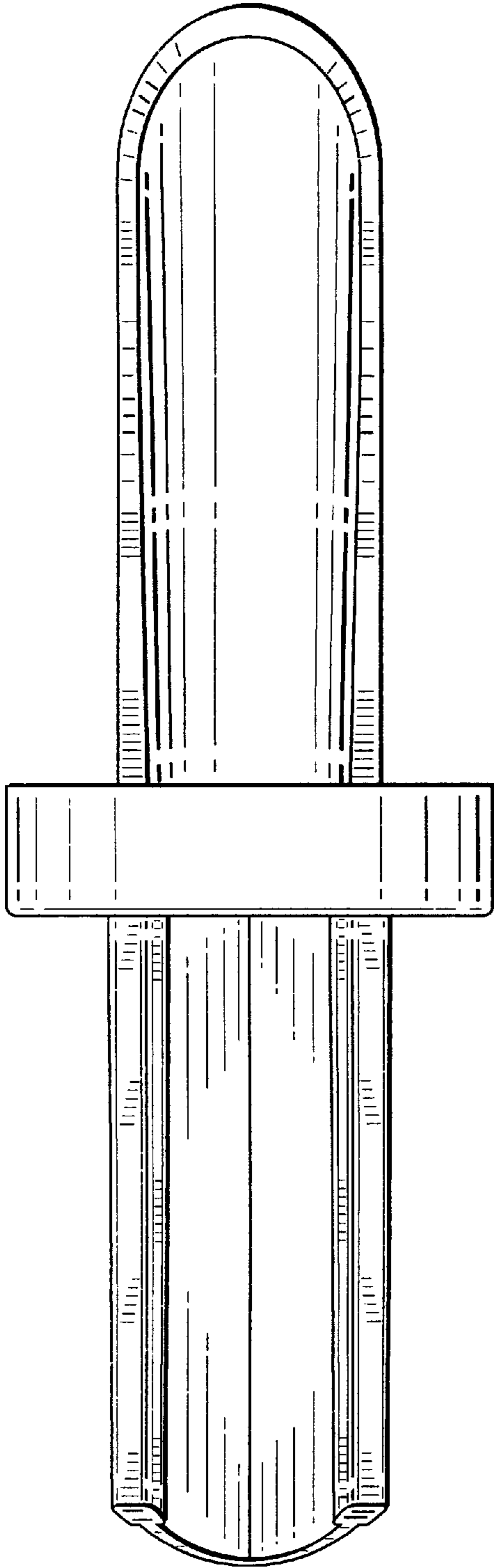


FIG. 2

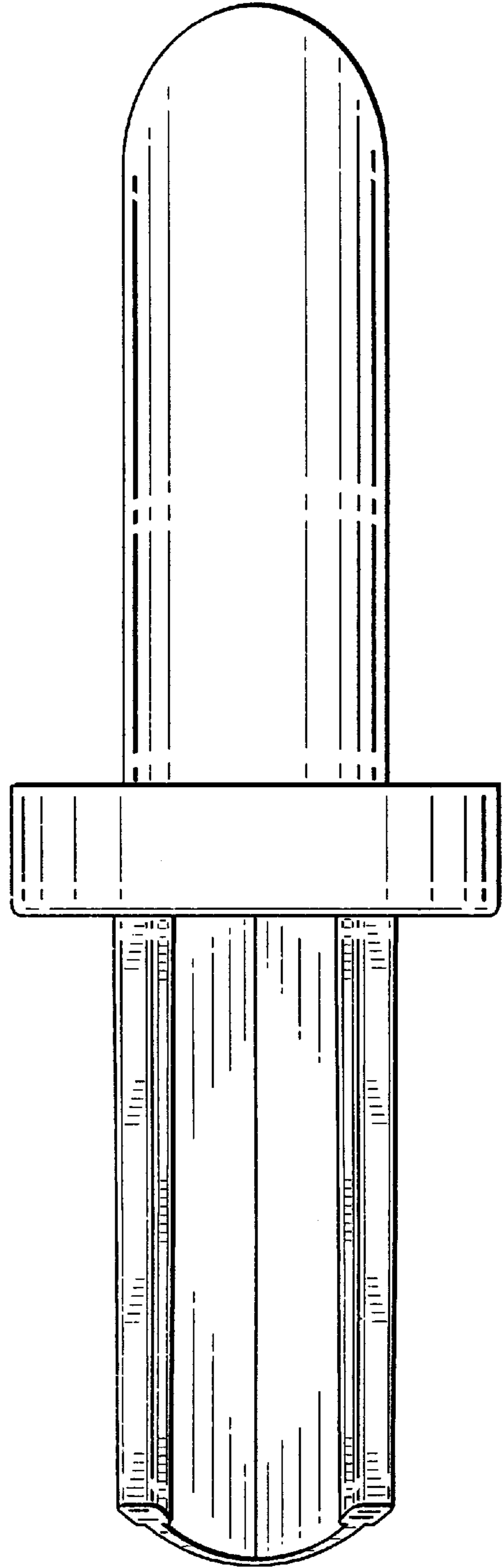


FIG. 3




FIG. 4

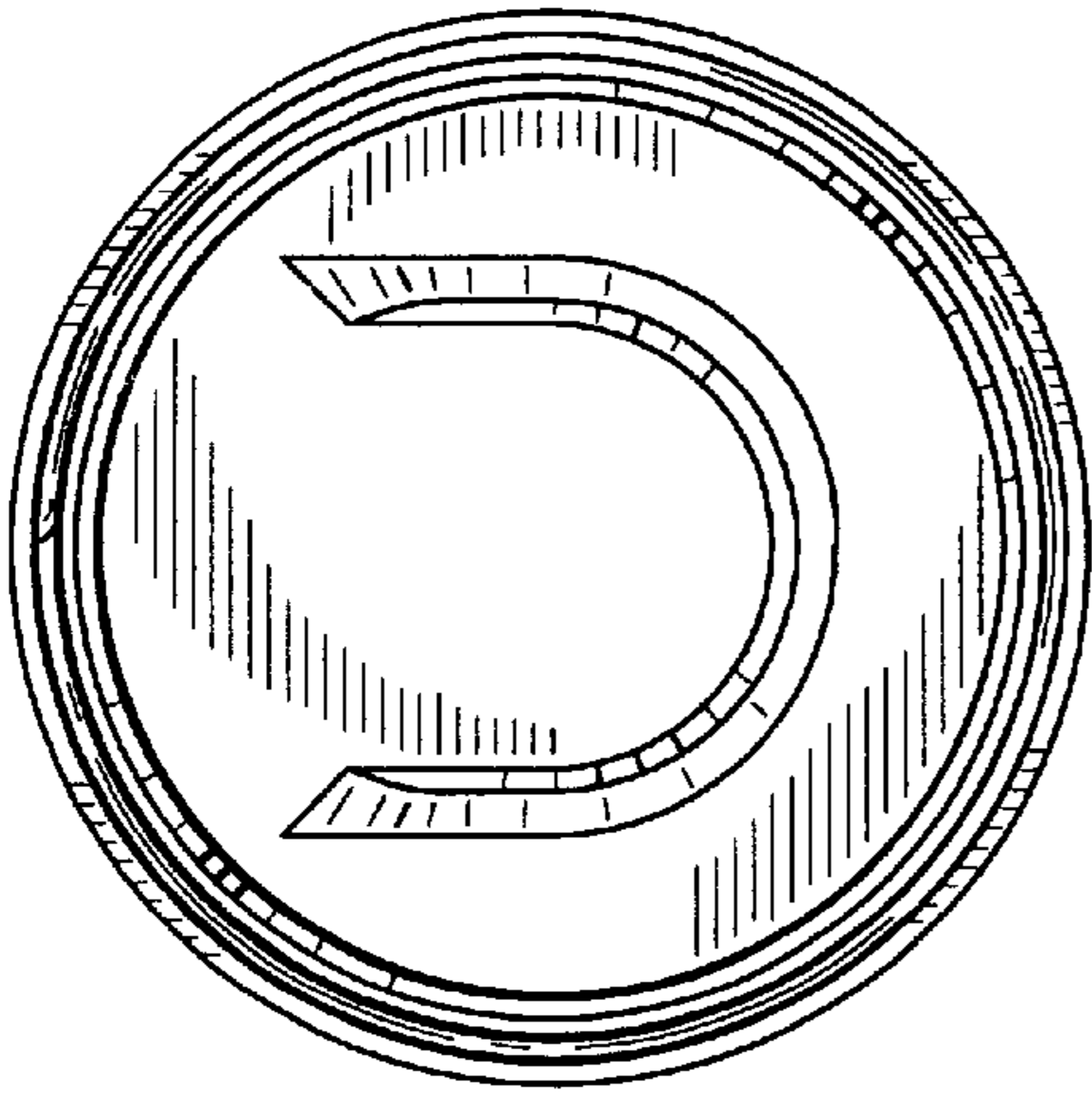


FIG. 5

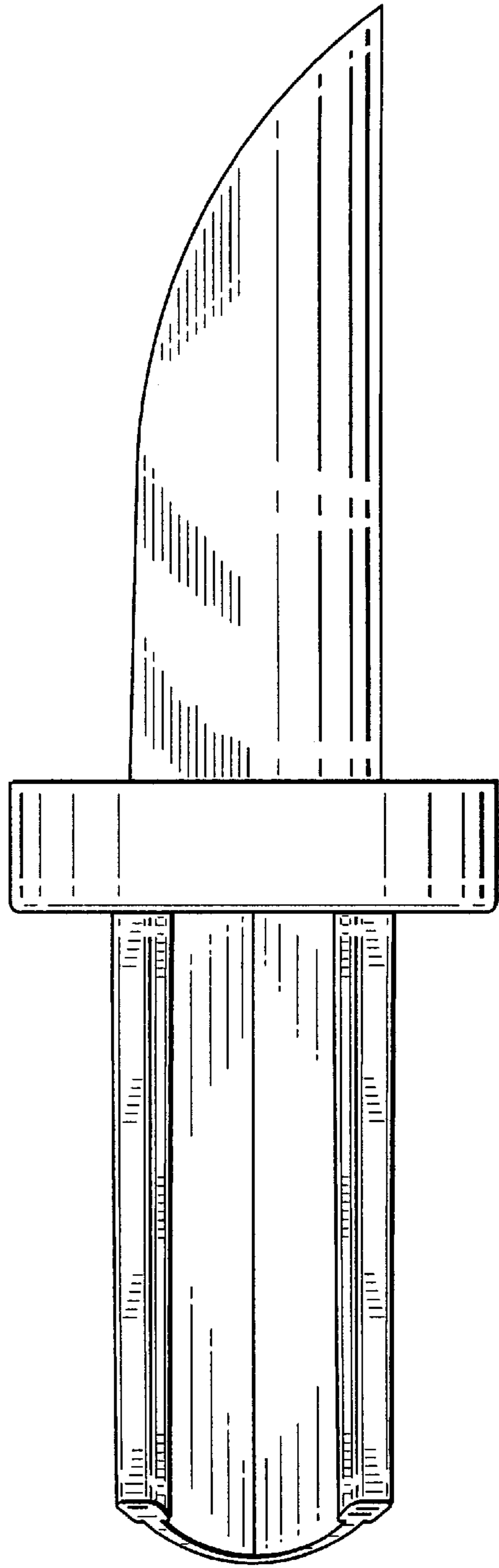


FIG. 6