



US00D438974S

(12) **United States Design Patent**
Crapps

(10) **Patent No.:**

US D438,974 S

(45) **Date of Patent:**

**** Mar. 13, 2001**

(54) **HEATING PAD FOR NECK**

Primary Examiner—Stella Reid

(76) **Inventor:** **George O Crapps**, 36 Serring St.,
Laurens, SC (US) 29360

(57) **CLAIM**

The ornamental design for a heating pad for neck, as shown and described.

(**) **Term:** **14 Years**

DESCRIPTION

(21) **Appl. No.:** **29/119,591**

FIG. 1 is a front elevational view of the heating pad for neck of the present invention;

(22) **Filed:** **Mar. 6, 2000**

FIG. 2 is a rear elevational view of the heating pad for neck of FIG. 1;

(51) **LOC (7) Cl.** **24-04**

(52) **U.S. Cl.** **D24/206**

(58) **Field of Search** D24/206; 607/96,
607/98, 99, 108, 109; 215/527, 528, 529

FIG. 3 is a left side elevational view of the heating pad for neck of FIG. 1;

FIG. 4 is a right side elevational view of the heating pad for neck of FIG. 1;

(56) **References Cited**

U.S. PATENT DOCUMENTS

D. 353,205	*	12/1994	Canavan	D24/206
D. 408,542	*	4/1999	Hoover, Jr.	D24/206
5,005,374	*	4/1991	Spitler	62/259.3
5,314,456	*	5/1994	Cohen	607/109
5,400,617	*	3/1995	Ragonesi et al.	62/530
5,507,793	*	4/1996	Hodges	607/109

FIG. 5 is a top plan view of the heating pad for neck of FIG. 1;

FIG. 6 is a bottom plan view of the heating pad for neck of FIG. 1; and,

FIG. 7 is a top, front, right side perspective featuring an alternate embodiment of FIG. 1 of the heating pad for neck.

* cited by examiner

1 Claim, 3 Drawing Sheets






FIG. 1

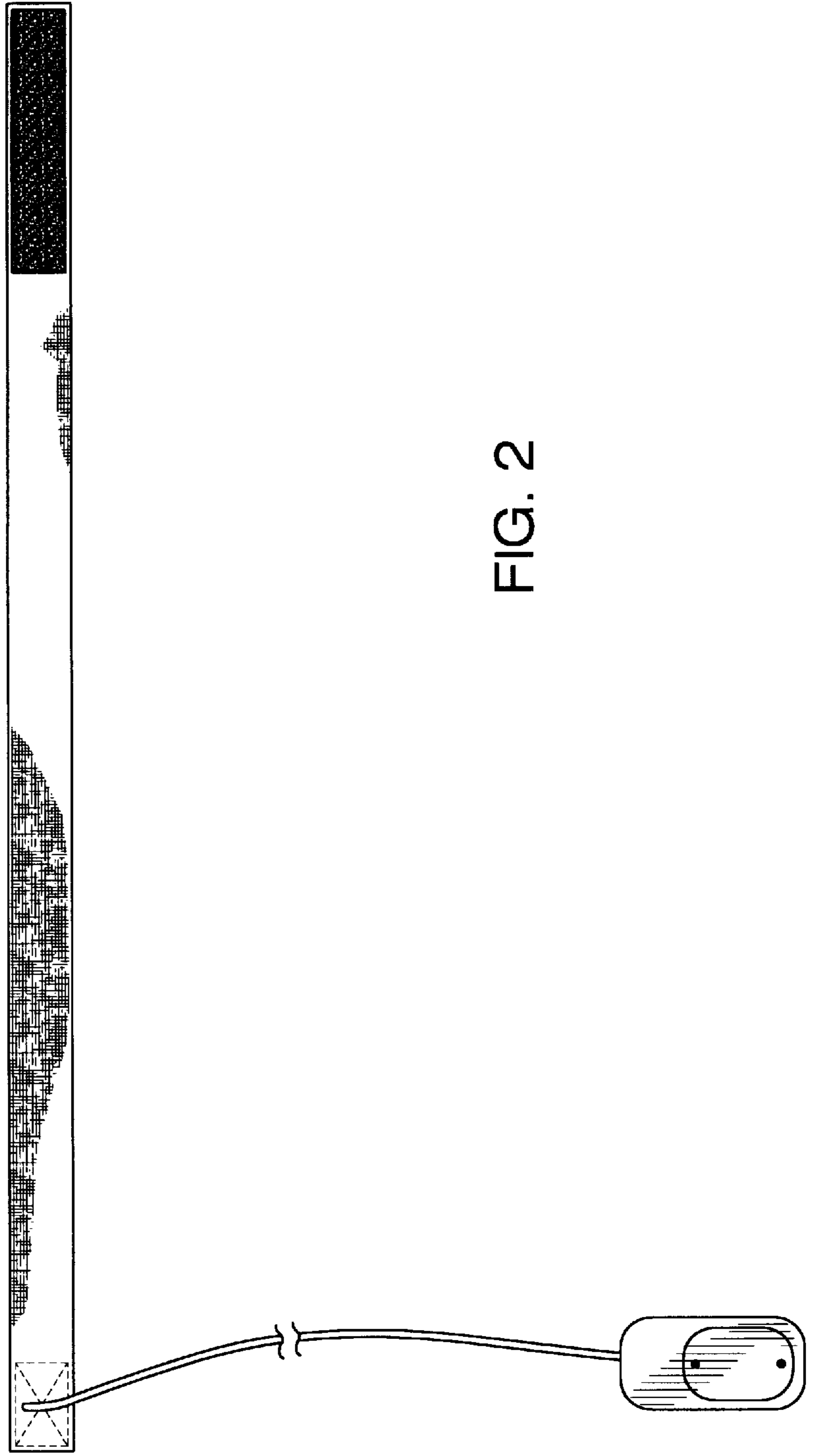


FIG. 2



FIG. 3



FIG. 4



FIG. 5

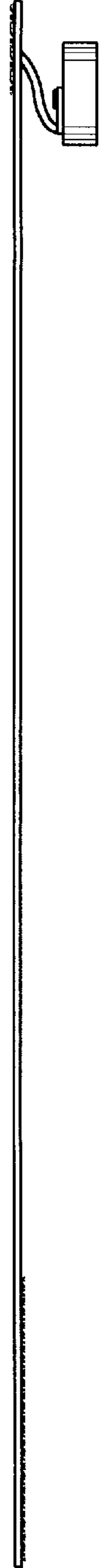


FIG. 6

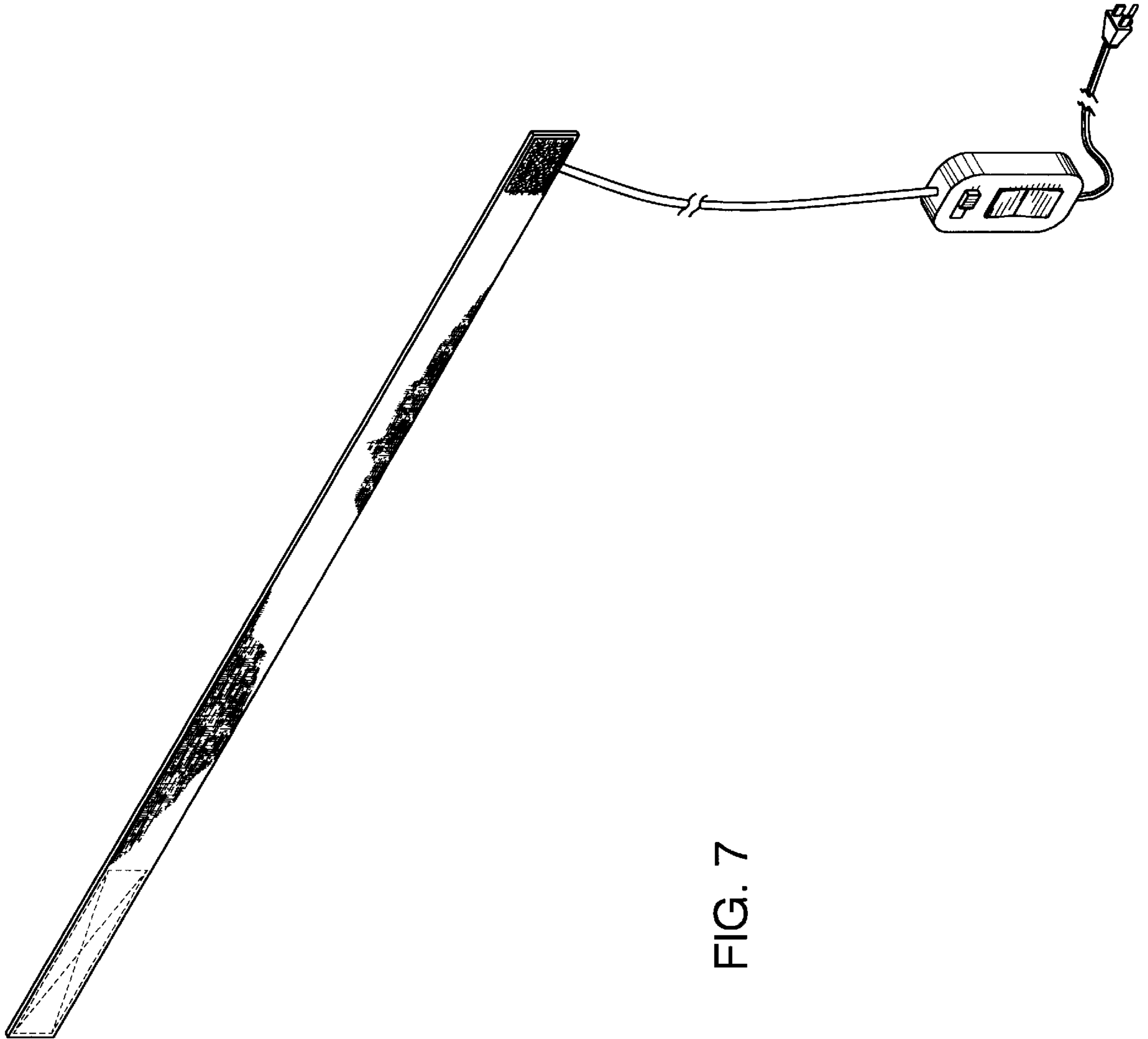


FIG. 7