



US00D438916S

(12) **United States Design Patent**  
**Wan**

(10) **Patent No.:** **US D438,916 S**

(45) **Date of Patent:** **\*\* Mar. 13, 2001**

(54) **TOY GUN**

5,829,639 \* 11/1998 Brovelli ..... 446/475  
5,975,358 \* 11/1999 Zheng ..... 222/79

(75) Inventor: **Hoi Tong Wan**, Kowloon (HK)

**OTHER PUBLICATIONS**

(73) Assignee: **Wing Sang Toys Factory Limited**  
(HK)

Hong Kong Toys, p. 265, Feb. 1997.\*

(\*\*) Term: **14 Years**

\* cited by examiner

(21) Appl. No.: **29/120,891**

*Primary Examiner*—Raphael Barkai

(74) *Attorney, Agent, or Firm*—Knoble & Yoshida, LLC

(22) Filed: **Mar. 28, 2000**

(57) **CLAIM**

(51) **LOC (7) Cl.** ..... **16-06**

The ornamental design for a toy gun, as shown and described.

(52) **U.S. Cl.** ..... **D21/572**

(58) **Field of Search** ..... D21/567-575;  
D14/428; D23/225, 226; D22/103; 446/473,  
475, 406, 267; 222/78, 79; 239/587.5, 526;  
124/16, 22, 73-76, 83-85

**DESCRIPTION**


(56) **References Cited**

**U.S. PATENT DOCUMENTS**

- D. 344,311 \* 2/1994 Liu ..... D21/572
- D. 410,048 \* 5/1999 Luk ..... D21/573
- D. 413,364 \* 8/1999 D'Andrade ..... D21/572
- D. 423,609 \* 4/2000 D'Andrade ..... D21/572
- 5,244,153 \* 9/1993 Kuhn et al. .... 239/587.5

FIG. 1 is a perspective view showing the new design;  
FIG. 2 is a first side elevational view;  
FIG. 3; is a second side elevational view;  
FIG. 4 is a top plan view;  
FIG. 5 is a bottom plan view;  
FIG. 6 is a front elevational view; and,  
FIG. 7 is a rear elevational view.  
The bottom is plain and unornamented.

**1 Claim, 4 Drawing Sheets**






FIGURE 1




FIGURE 2




FIGURE 3

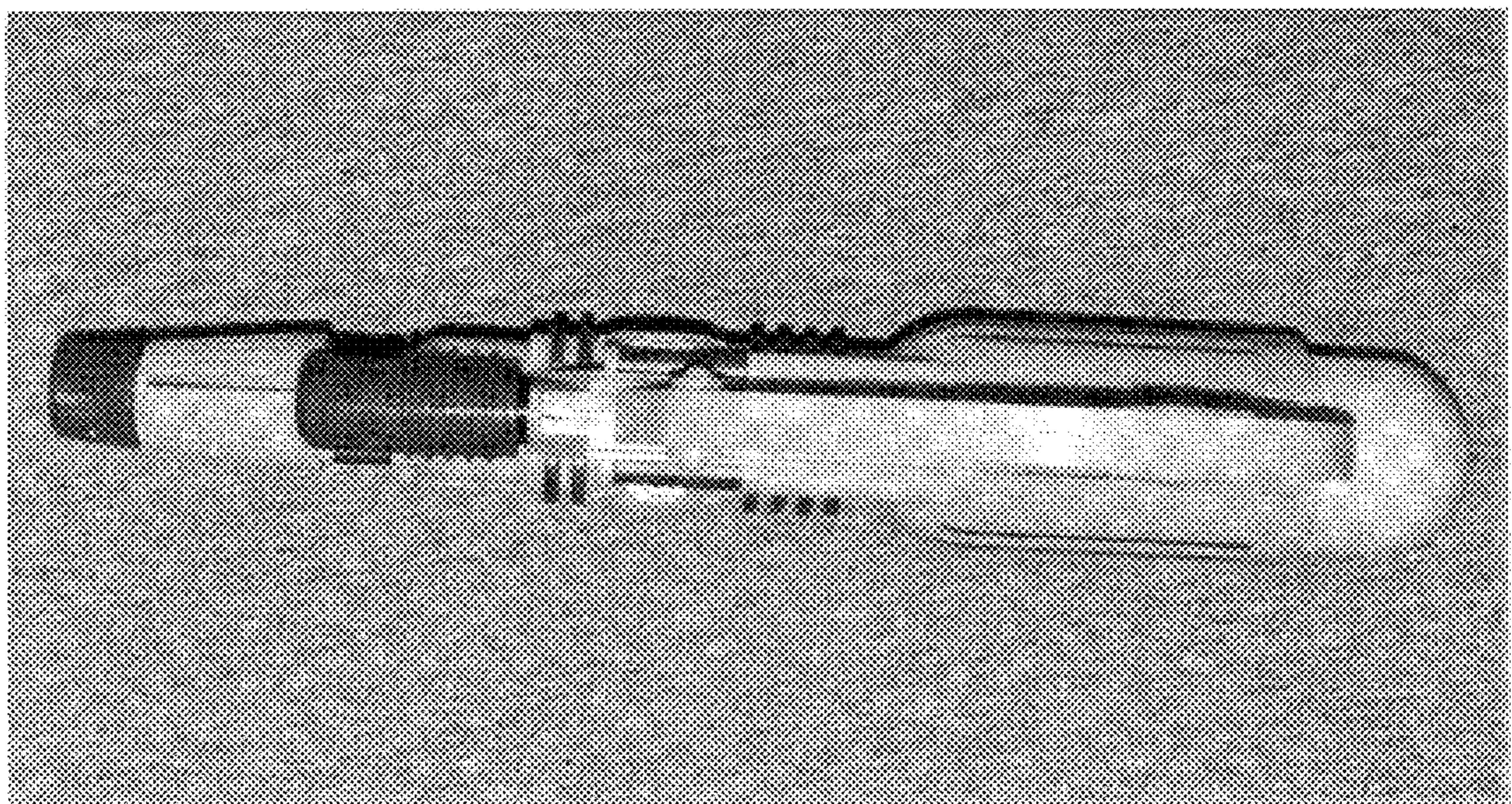


FIGURE 4

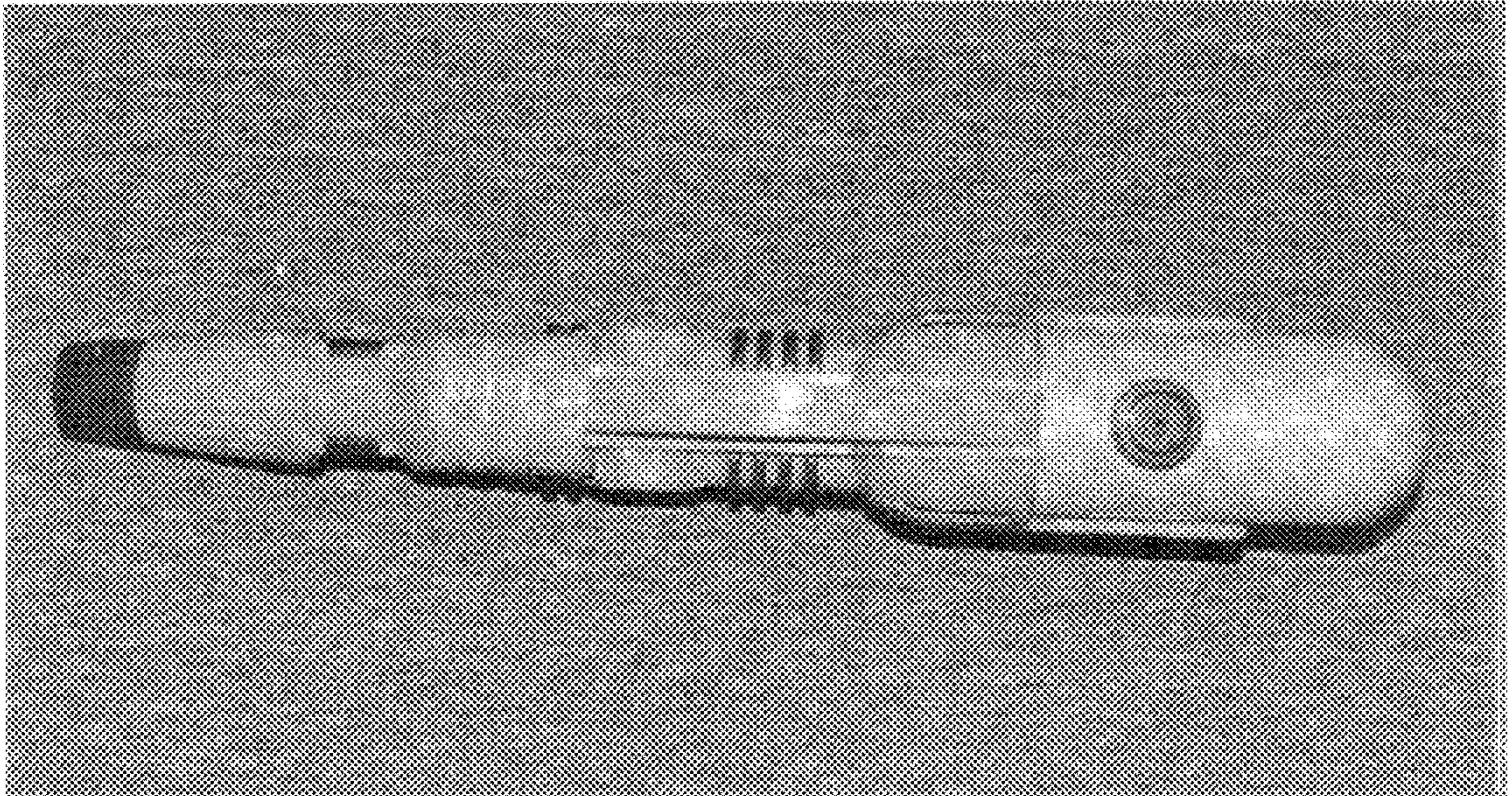


FIGURE 5

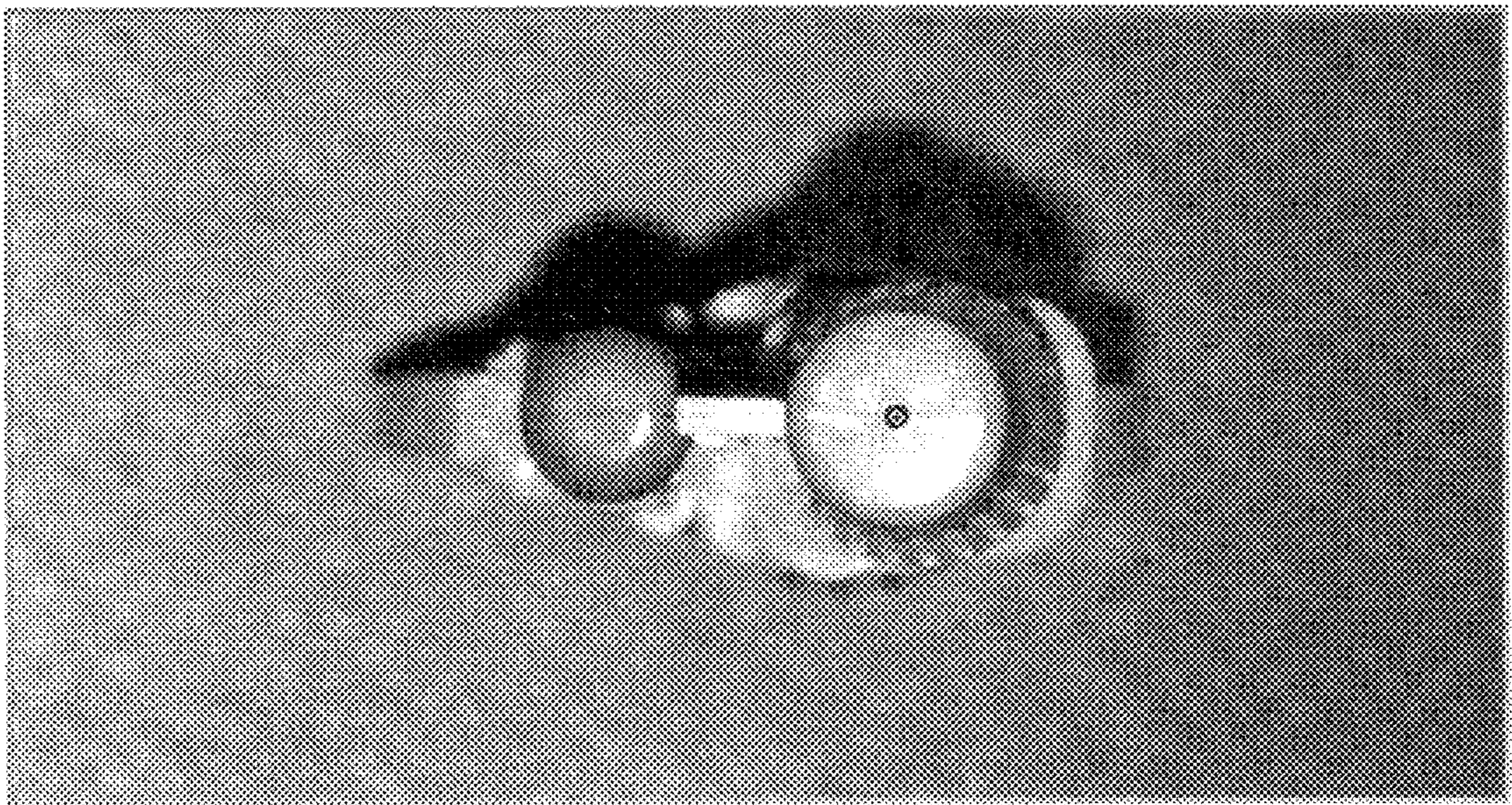


FIGURE 6




FIGURE 7