



US00D438878S

(12) **United States Design Patent**
Brandenburg, III et al.

(10) **Patent No.:** **US D438,878 S**
(45) **Date of Patent:** **** Mar. 13, 2001**

(54) **CAB STRUCTURE FOR A FORESTRY SWING MACHINE**

(75) Inventors: **John F. Brandenburg, III**, North Aurora; **Larry D. Lee**, Burlington, both of IL (US)

(73) Assignee: **Caterpillar Inc.**, Peoria, IL (US)

(**) Term: **14 Years**

(21) Appl. No.: **29/104,458**

(22) Filed: **May 5, 1999**

(51) **LOC (7) Cl.** **15-03**

(52) **U.S. Cl.** **D15/30**

(58) **Field of Search** D15/10, 22-26, D15/28, 30, 33; 180/89.1, 89.12; 296/79, 104, 190.01, 190.03, 190.08, 190.09

(56) **References Cited**

U.S. PATENT DOCUMENTS

D. 267,648	*	1/1983	Baconet et al.	D15/30
2,540,214	*	2/1951	Pope et al.	296/190.08
3,933,371	*	1/1976	Graham	D15/30
5,280,955	*	1/1994	Nelson et al.	180/89.12
5,429,404	*	7/1995	King, Sr.	296/79

OTHER PUBLICATIONS

Bobcat Options and Accessories Catalog, Back cover, replacement loader operator's cab and excavator canopy.*
Timbco Hydraulics Inc. Product Brochure—New Generation Engine—Up Timbco T425-B and T445-B; undated.

* cited by examiner

Primary Examiner—Sandra L. Morris

(74) *Attorney, Agent, or Firm*—Byron G. Buck

(57) **CLAIM**

The ornamental design for a cab structure for a forestry swing machine, as shown and described.

DESCRIPTION

FIG. 1 is a front perspective view of a cab structure for a forestry swing machine showing an embodiment of our new design;

FIG. 2 is a front perspective view of a cab structure for a forestry swing machine showing another embodiment of our new design; and,

FIG. 3 is a front perspective view of a cab structure for a forestry swing machine showing another embodiment of our new design.

The broken line showing is for illustrative purposes only, and forms no part of the claimed design.

1 Claim, 3 Drawing Sheets

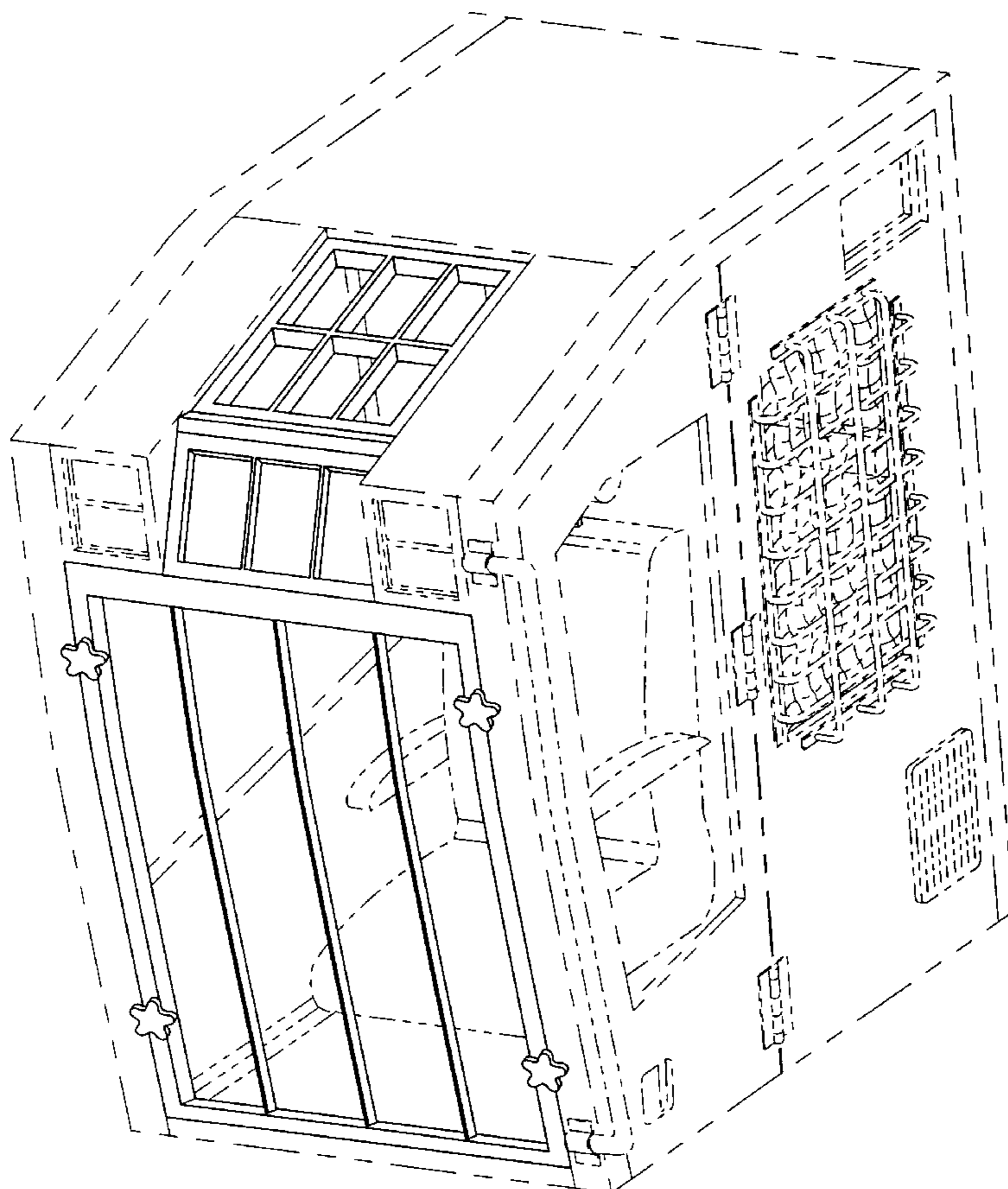


FIG. 1

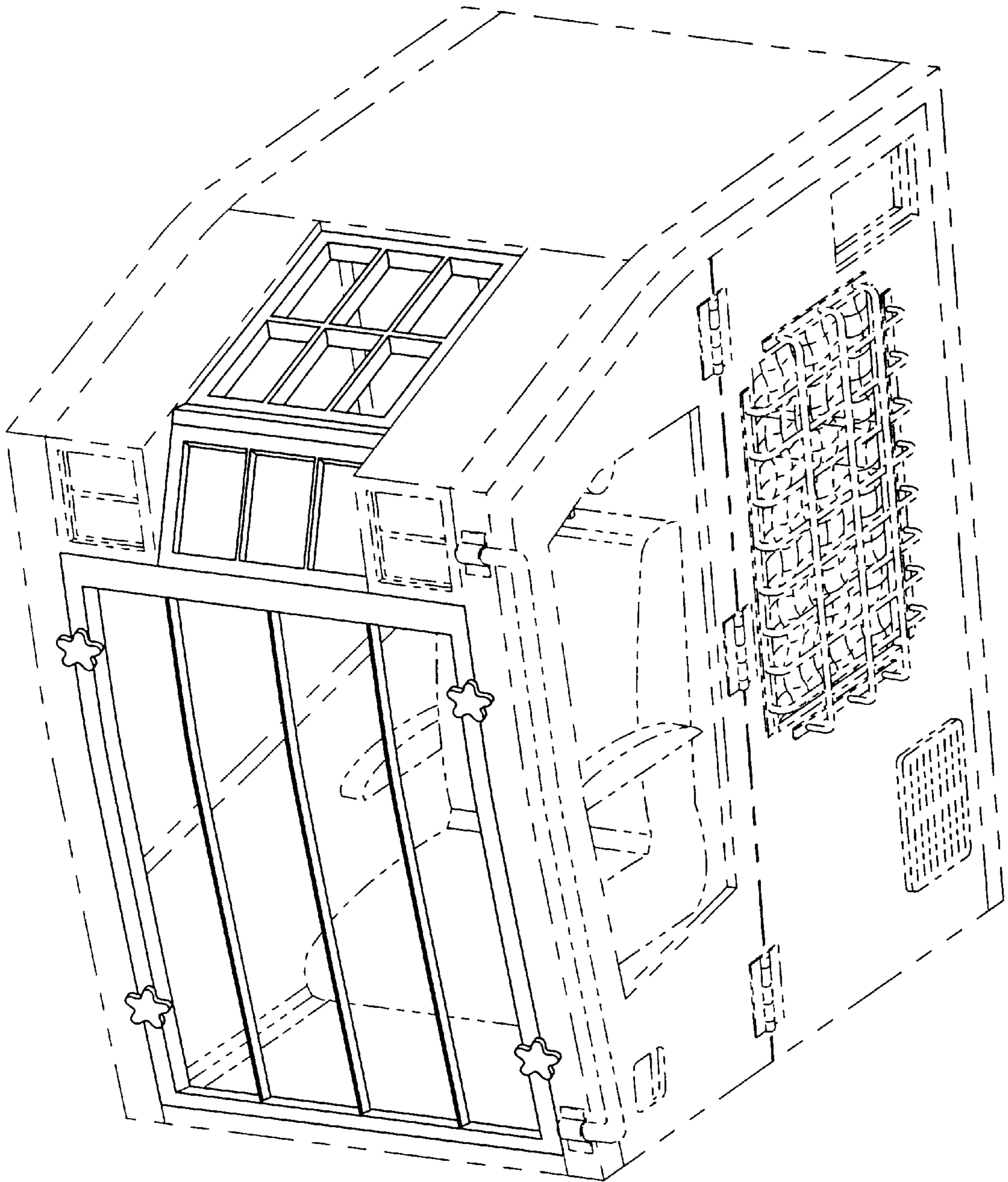


FIG. 2.

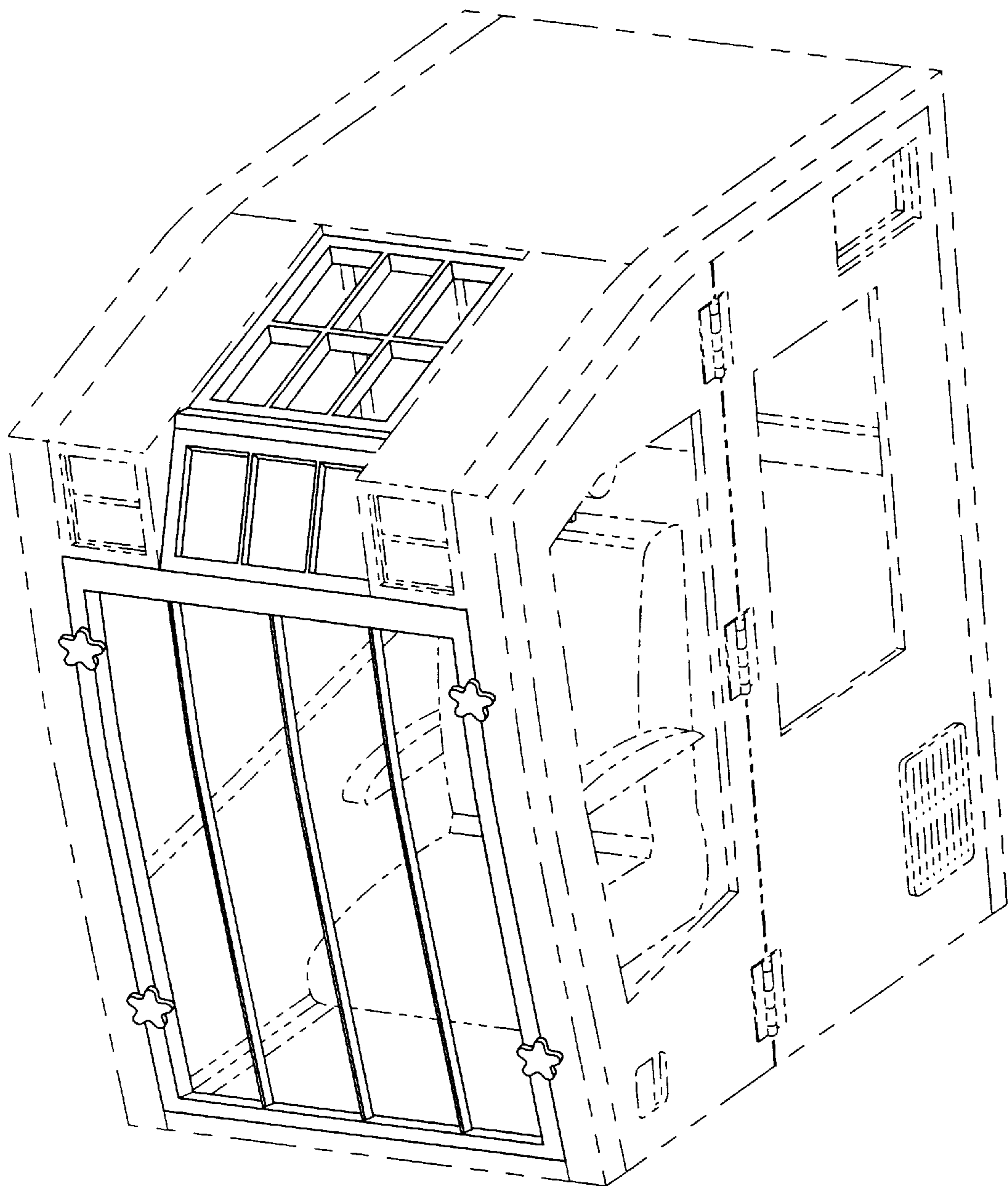


FIG. 3.

