



US00D438859S

(12) **United States Design Patent**
Sawhney et al.

(10) **Patent No.:** **US D438,859 S**

(45) **Date of Patent:** **** Mar. 13, 2001**

(54) **MULTIMEDIA SPEAKER**

(75) Inventors: **Ravi K Sawhney; Hirotomi Teranishi**, both of Calabasas; **Lance G Hussey**, Sherman Oaks; **Chris Glupker**, Van Nuys; **Cary Chow**, Santa Monica, all of CA (US)

(73) Assignee: **Kwong Quest, LLC**, City of Industry, CA (US)

(**) Term: **14 Years**

(21) Appl. No.: **29/118,815**

(22) Filed: **Apr. 14, 2000**

(51) **LOC (7) Cl.** **14-01**

(52) **U.S. Cl.** **D14/214**

(58) **Field of Search** D14/204, 210-216;
181/144-148, 150, 198-199; 381/300-302,
307, 357, 386

(56) **References Cited**

U.S. PATENT DOCUMENTS

D. 260,390 * 8/1981 Bertagni D14/211

D. 302,979 * 8/1989 Sanders D14/204 X

D. 321,196 * 10/1991 Yamamoto D14/211 X

D. 334,192 * 3/1993 Lizars D14/211

D. 342,255 * 12/1993 Ito et al. D14/211 X

D. 416,258 * 11/1999 Tejima D14/214

* cited by examiner

Primary Examiner—Nanda Bondade

(74) *Attorney, Agent, or Firm*—Rob L. Phillips

(57) **CLAIM**

The ornamental design for a multimedia speaker, as shown.

DESCRIPTION

FIG. 1 is a perspective showing front and left side view of a multimedia speaker;

FIG. 2 is a front view thereof;

FIG. 3 is a left side view thereof;


FIG. 4 is a top view thereof;

FIG. 5 is a right side view thereof;

FIG. 6 is a back side view thereof; and,

FIG. 7 is a bottom view thereof.

1 Claim, 2 Drawing Sheets






FIG. 1

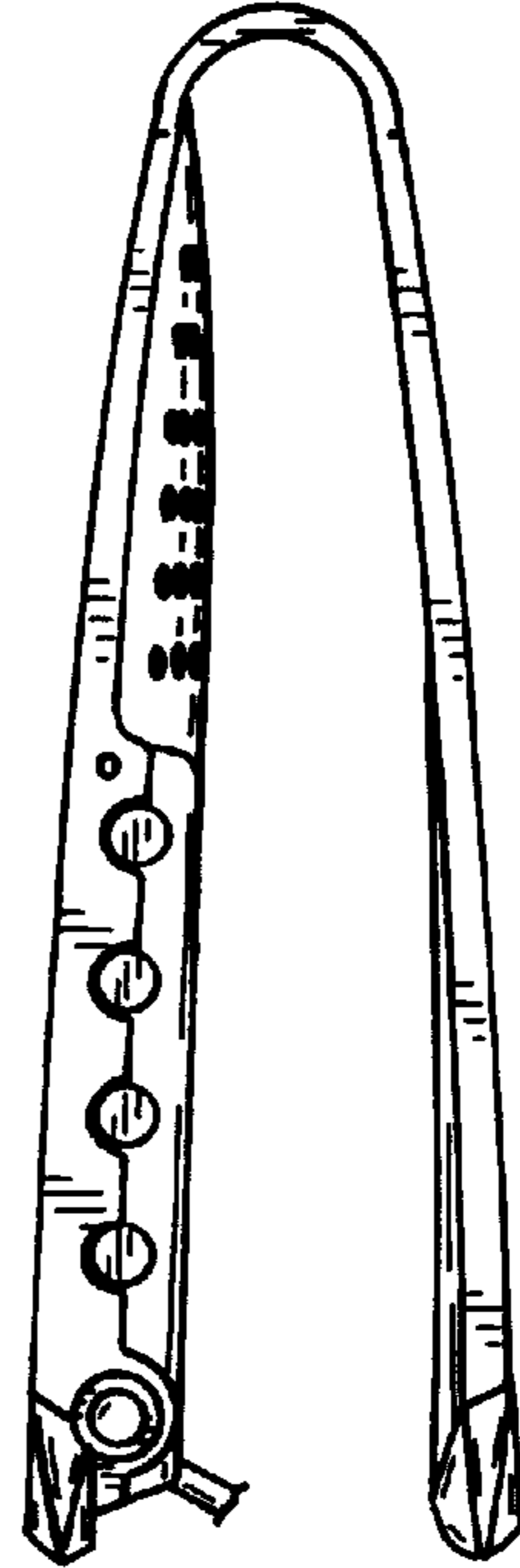


FIG. 3




FIG. 4




FIG. 7




FIG. 2

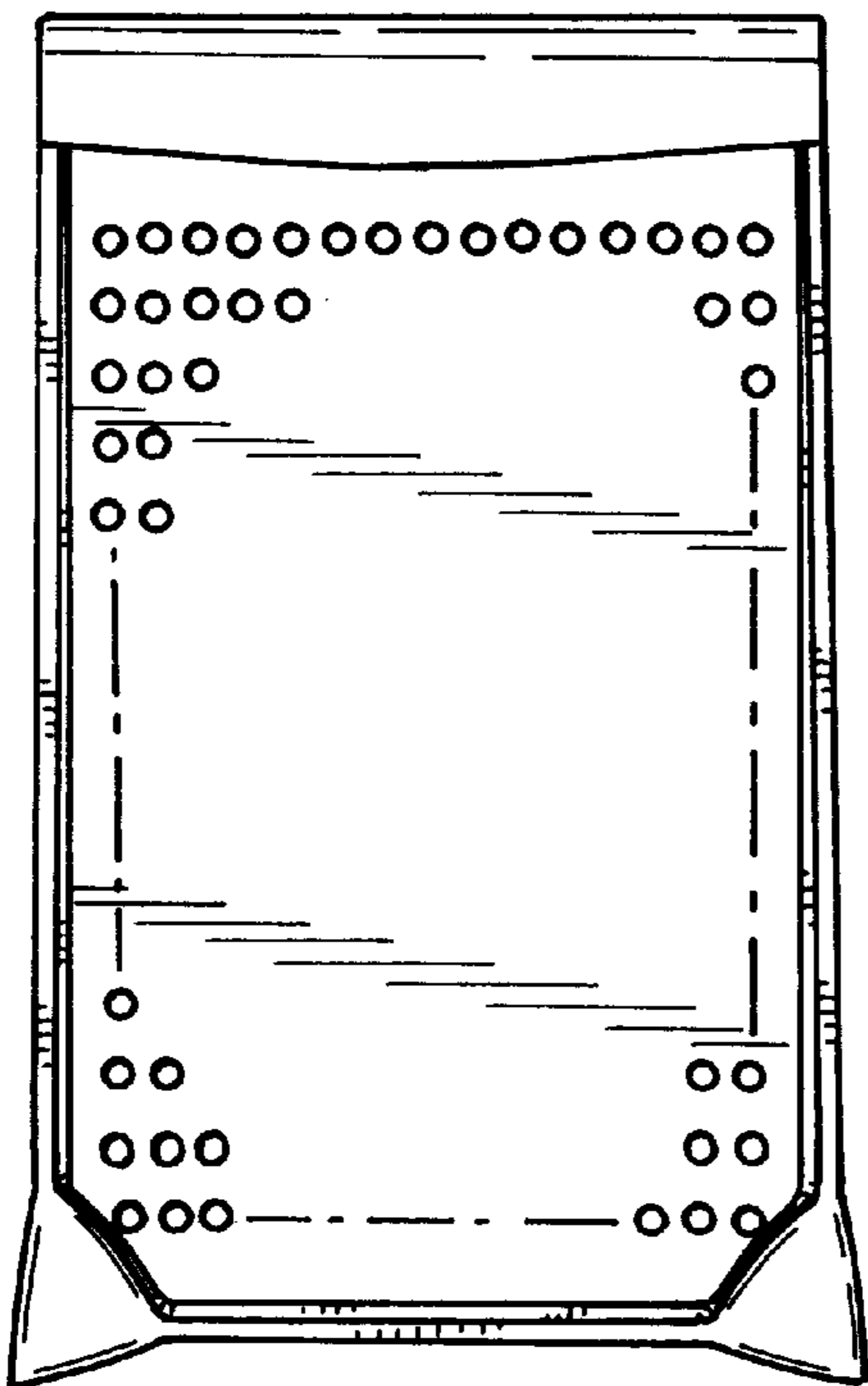


FIG. 6

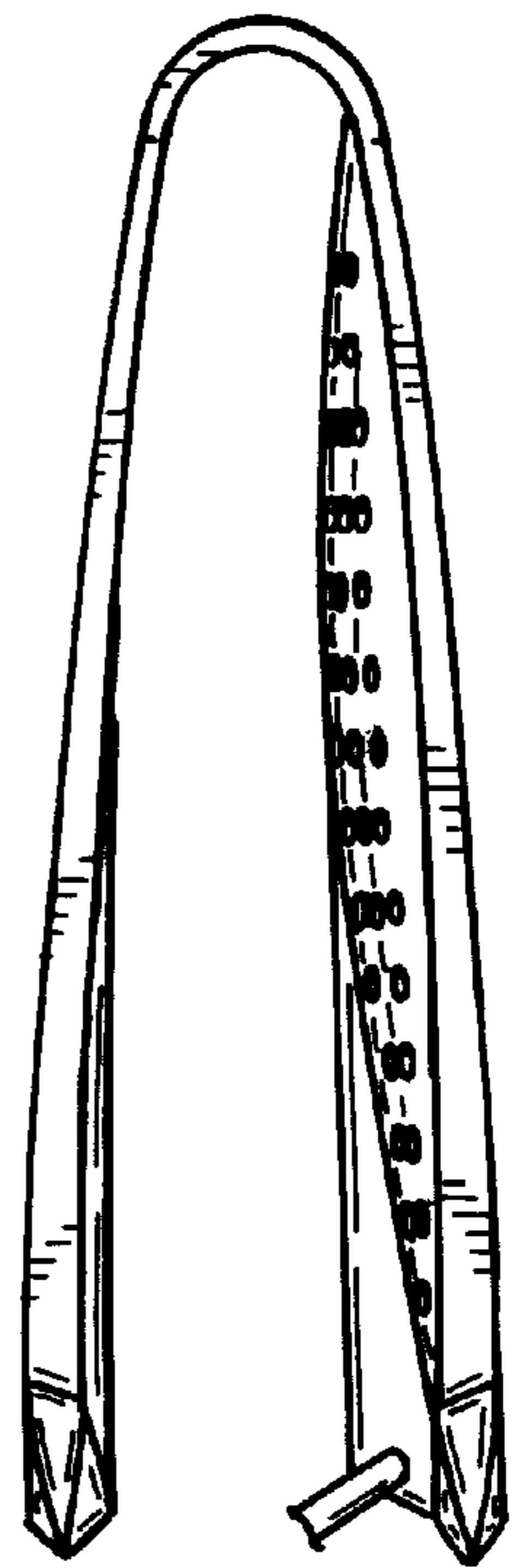


FIG. 5