



US00D438840S

(12) **United States Design Patent**  
**Dowdey**

(10) **Patent No.:** **US D438,840 S**

(45) **Date of Patent:** **\*\* Mar. 13, 2001**

(54) **SUNROOF FOR AUTOMOTIVE VEHICLE**  
(75) Inventor: **Christopher C. Dowdey**, Grosse Ile, MI (US)  
(73) Assignee: **ASC Incorporated**, Southgate, MI (US)  
(\*\*) Term: **14 Years**

4,940,283 7/1990 Androy .  
5,029,937 7/1991 Yamamoto .  
5,145,231 9/1992 Gotomyo .  
5,261,722 11/1993 Staley et al. .  
5,303,970 4/1994 Young et al. .  
5,746,475 5/1998 Caye et al. .

**FOREIGN PATENT DOCUMENTS**

441648 3/1927 (DE) .  
1 377 679 12/1974 (GB) .  
2 002 697A 2/1979 (GB) .  
56-112318 9/1981 (JP) .  
4-71926 3/1992 (JP) .  
4-212624 8/1992 (JP) .

(21) Appl. No.: **29/120,114**  
(22) Filed: **Mar. 14, 2000**  
(51) **LOC (7) Cl.** ..... **12-16**  
(52) **U.S. Cl.** ..... **D12/404**  
(58) **Field of Search** ..... D12/401, 404;  
296/10, 102, 108, 136, 163, 183-186, 218-223,  
216; D25/52

**OTHER PUBLICATIONS**

Ward's AutoWorld, "Ward's Wrapup", Mar. 1999, pp. 9 and 10.

(56) **References Cited**

**U.S. PATENT DOCUMENTS**

D. 198,127 \* 5/1964 O'Donnell ..... D12/401  
D. 235,536 \* 6/1975 Boston, Jr. .... D12/404  
D. 251,191 \* 2/1979 Dix ..... D12/404  
D. 254,247 \* 2/1980 Le Van et al. .... D12/404  
D. 289,276 \* 4/1987 Collins ..... D12/401  
D. 325,366 \* 4/1992 Mansberger ..... D12/404  
D. 382,246 \* 8/1997 Degallard ..... D12/401  
D. 413,096 \* 8/1999 Russke et al. .... D12/404  
D. 431,018 \* 9/2000 Maypole ..... D12/401  
3,075,807 1/1963 Werner .  
3,550,948 12/1970 Thompson, Jr. .  
4,121,870 10/1978 Oakey .  
4,143,908 3/1979 Dix .  
4,157,845 6/1979 Queveau .  
4,185,868 1/1980 Kaltz et al. .  
4,852,938 8/1989 Hirshberg et al. .  
4,893,868 1/1990 Miller et al. .  
4,923,244 5/1990 Clenet .

\* cited by examiner

*Primary Examiner*—Stacia Cadmus  
(74) *Attorney, Agent, or Firm*—Harness, Dickey & Pierce, P.L.C.

(57) **CLAIM**

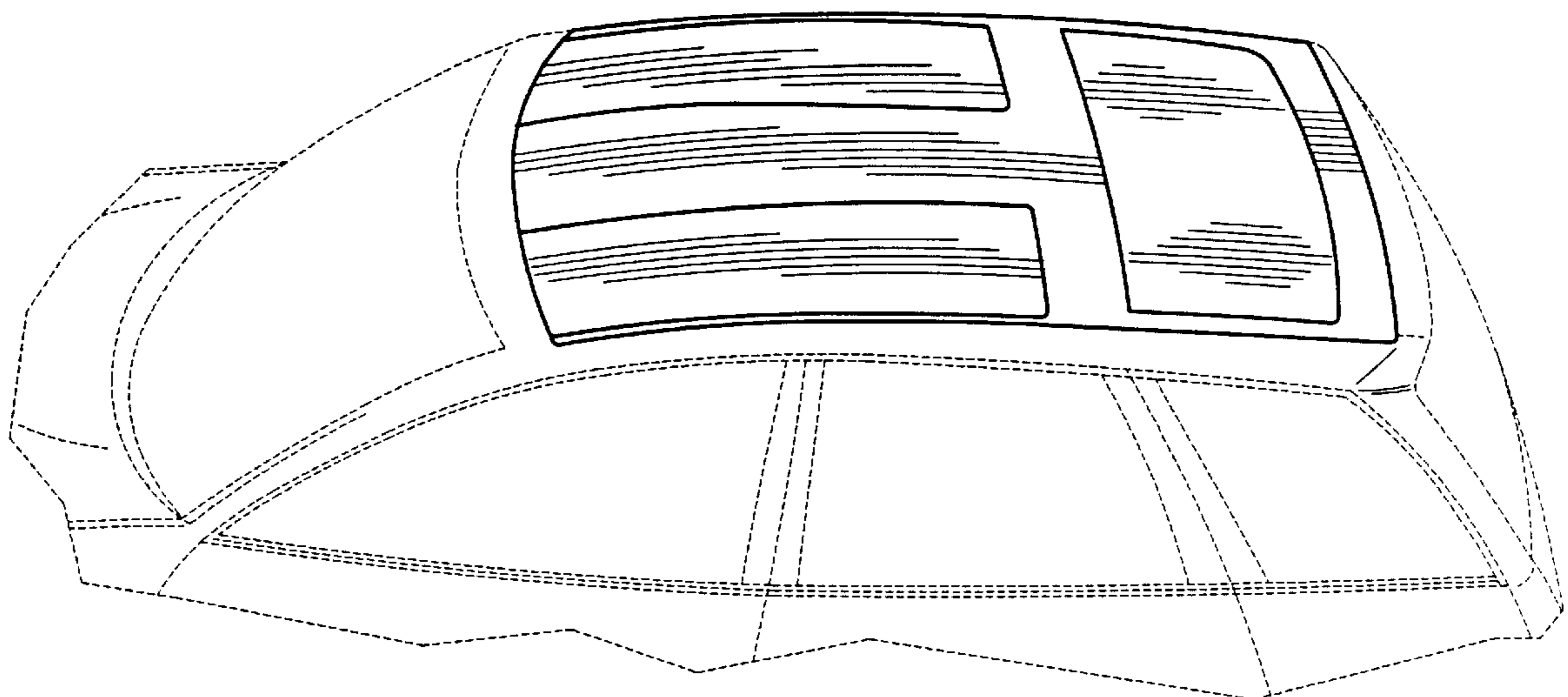
The ornamental design for a sunroof for automotive vehicle, as shown and described.

**DESCRIPTION**

FIG. 1 is a perspective view of a sunroof for automotive vehicle, showing my new design; the opposite view of the sunroof is a symmetrically mirrored image of FIG. 1; and, FIG. 2 is a top elevational view of the sunroof showing my new design.

The broken line showing of environment is for illustrative purposes only and forms no part of the claimed design.

**1 Claim, 1 Drawing Sheet**



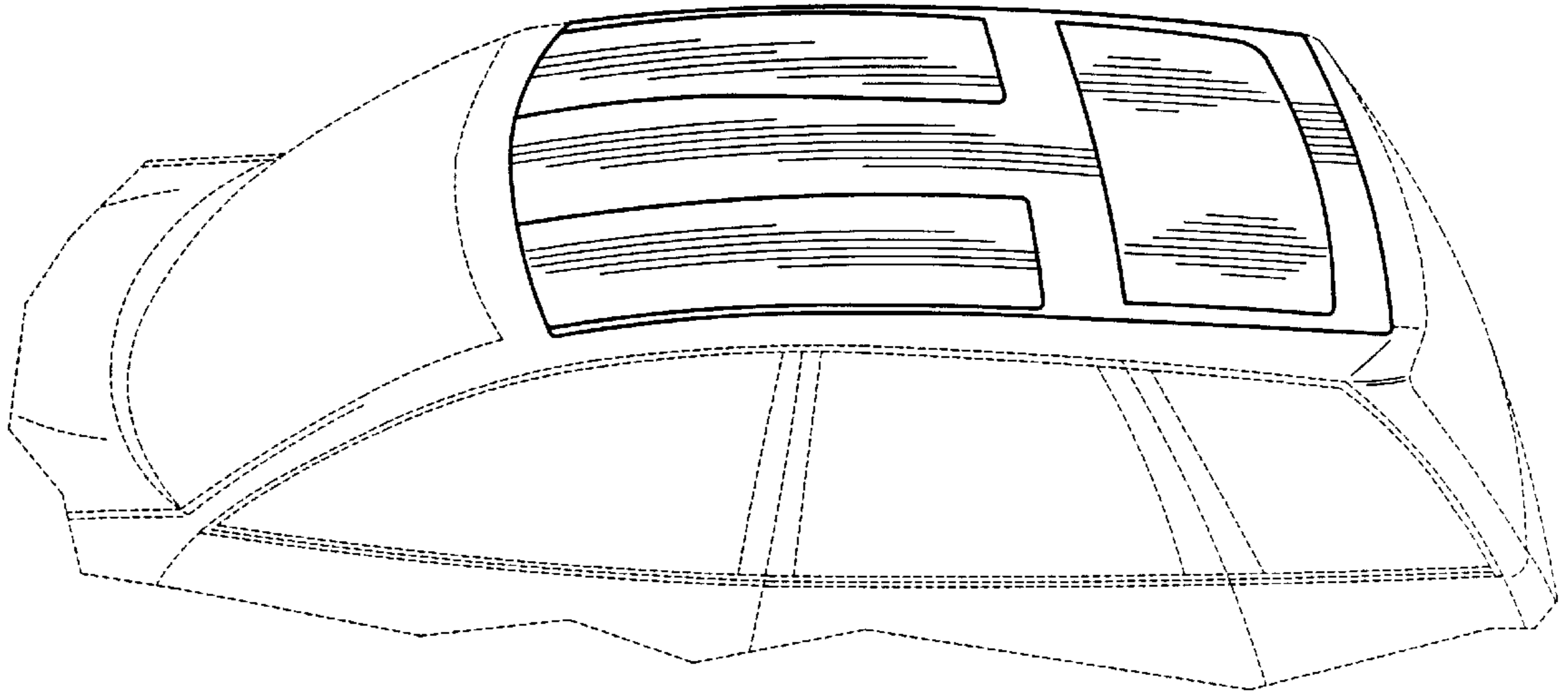


Figure - 1

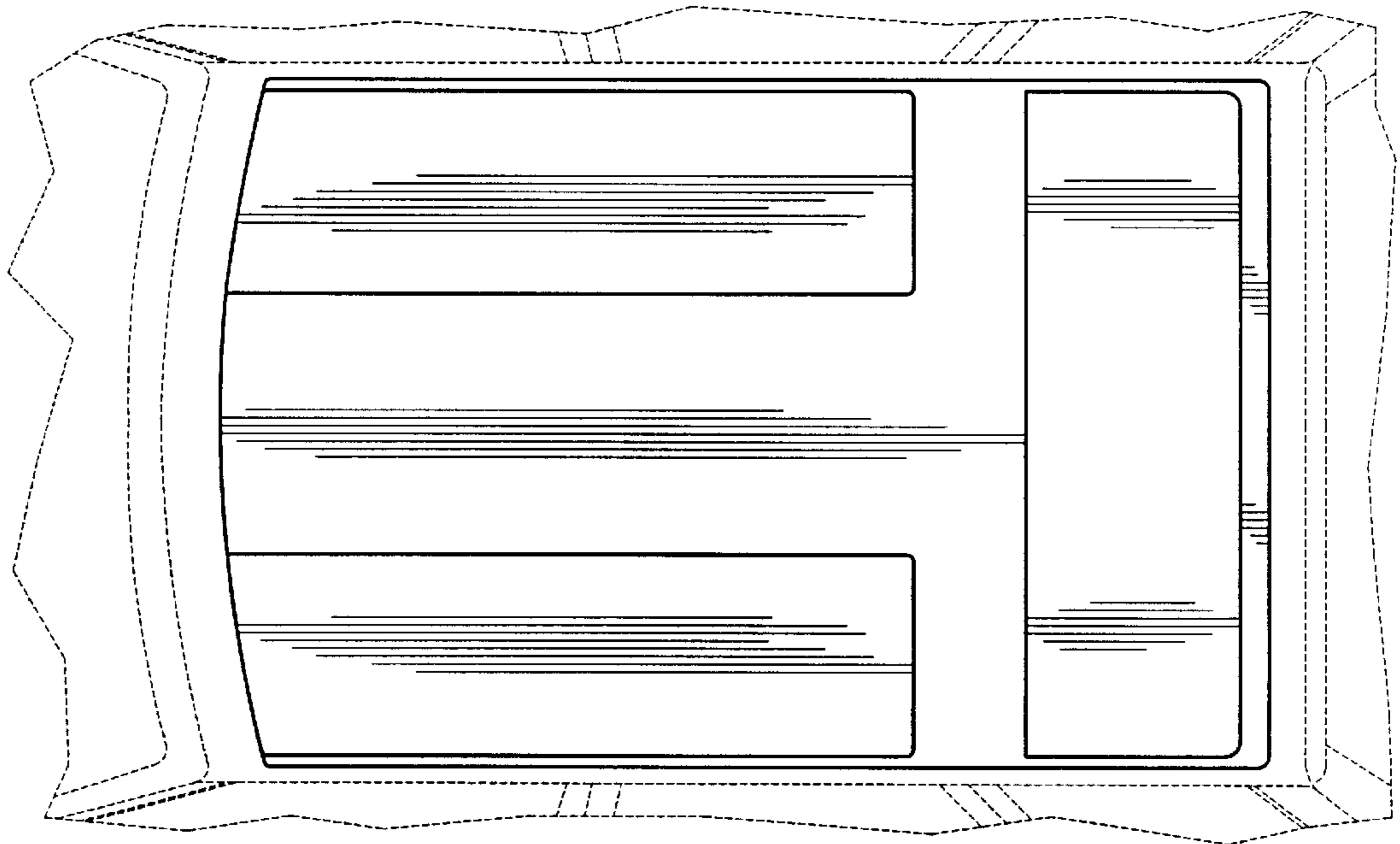


Figure - 2