



US00D438837S

(12) **United States Design Patent**
Wheatley

(10) **Patent No.:** **US D438,837 S**

(45) **Date of Patent:** **** Mar. 13, 2001**

- (54) **TRUCK BED SIDE RAIL CLEAT**
- (75) Inventor: **Donald G. Wheatley**, 4451 Ford Rd.,
Ann Arbor, MI (US) 48105
- (73) Assignee: **Donald G. Wheatley**, Ann Arbor, MI
(US)
- (**) Term: **14 Years**
- (21) Appl. No.: **29/113,308**
- (22) Filed: **Nov. 1, 1999**
- (51) **LOC (7) Cl.** **12-06**
- (52) **U.S. Cl.** **D12/223**
- (58) **Field of Search** D12/223, 106;
410/112-115; 296/36, 104, 146.6; 248/499,
503

- 5,364,211 * 11/1994 Land 410/115 X
- 5,445,482 * 8/1995 Davis 410/115
- 5,827,024 * 10/1998 Davenport 410/115 X

* cited by examiner

Primary Examiner—Melody N. Brown
(74) *Attorney, Agent, or Firm*—Harness, Dickey & Pierce
P.L.C.

(57) **CLAIM**

The ornamental design of a truck bed side rail cleat, as shown and described.

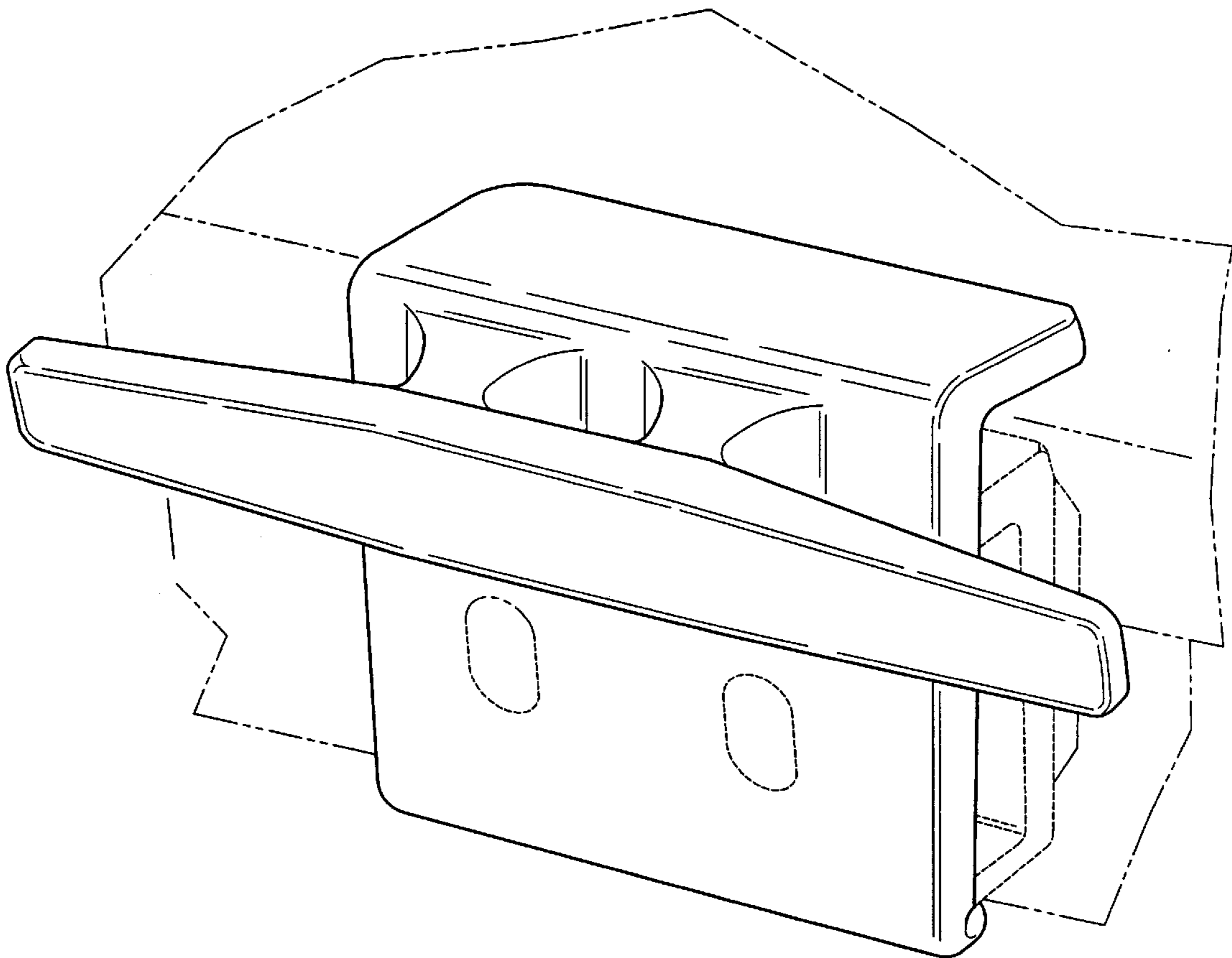
DESCRIPTION

FIG. 1 is a perspective view of a truck bed side rail cleat; FIG. 2 is a right side elevational view of a truck bed side rail cleat; FIG. 3 is a bottom plan view of a truck bed side rail cleat; FIG. 4 is a front elevational view of a truck bed side rail cleat; and, FIG. 5 is a top plan view of a truck bed side rail cleat. The broken line portions of the drawings are shown for illustrative purposes and form no part of the present invention.

(56) **References Cited**
U.S. PATENT DOCUMENTS

- D. 407,293 * 3/1999 Haygard D12/106 X
- 3,570,415 * 3/1971 Drinnon 410/115 X
- 4,248,558 * 2/1981 Lehner 410/115 X
- 4,954,037 * 9/1990 Geeck, III 410/110

1 Claim, 3 Drawing Sheets



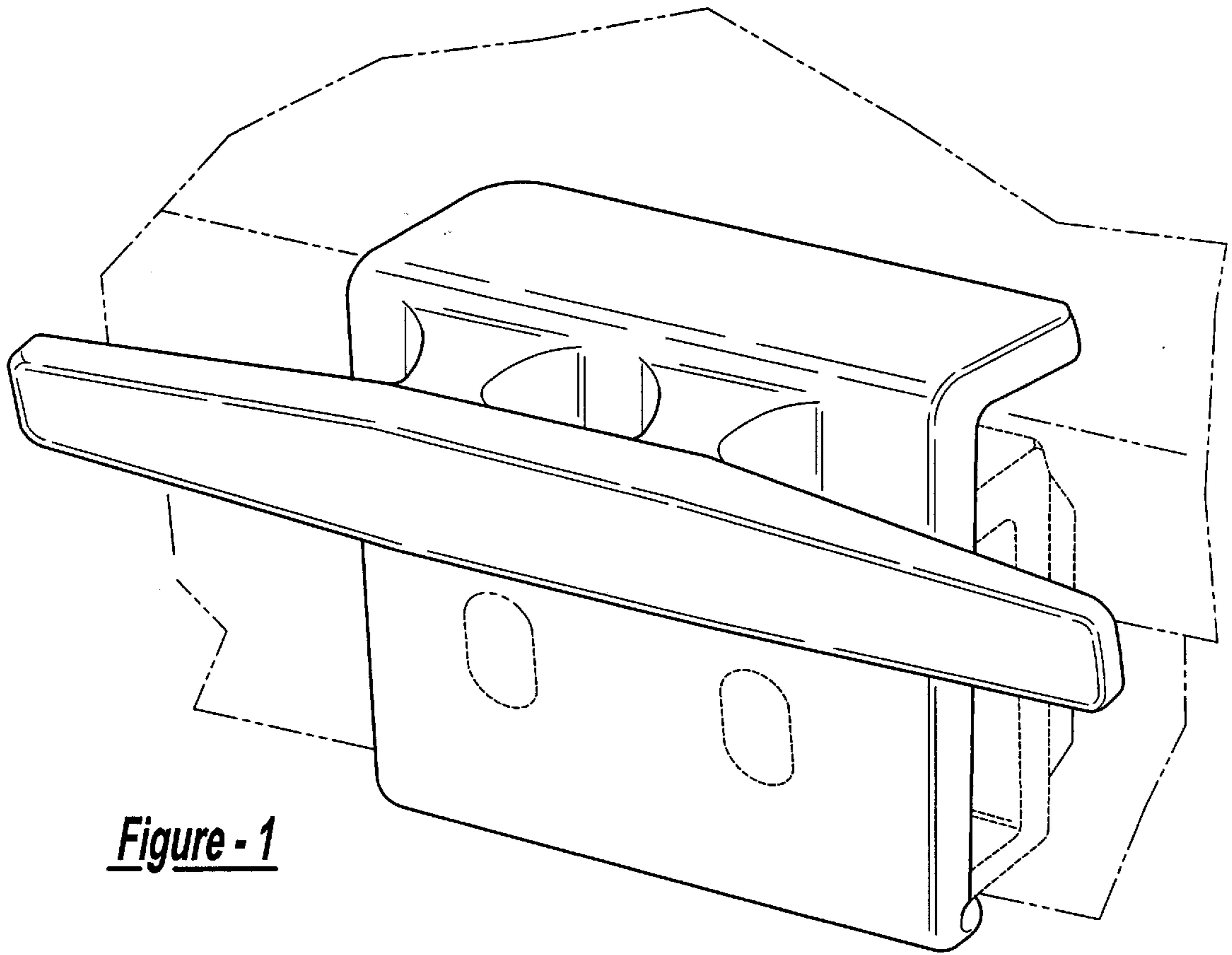


Figure - 1

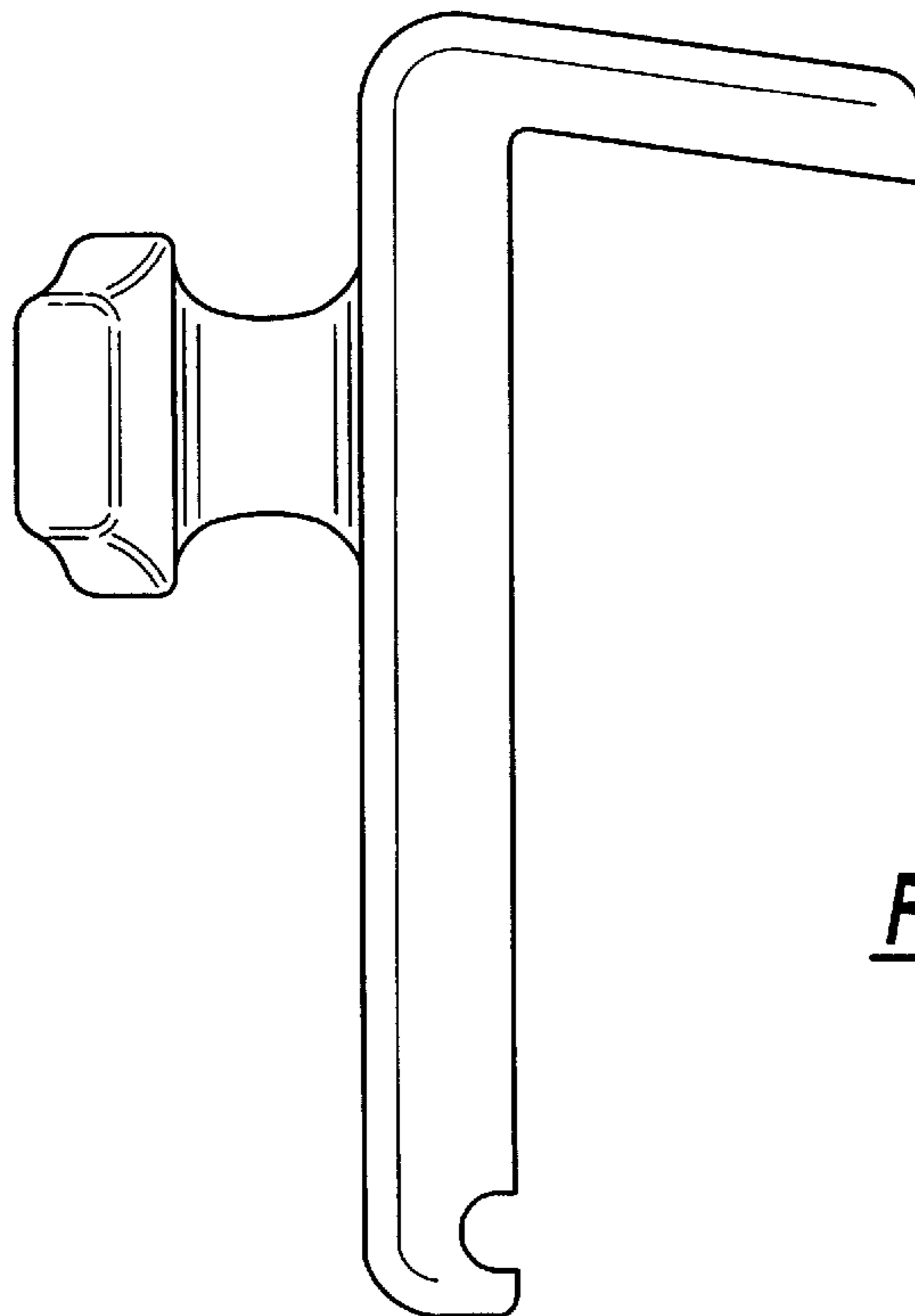


Figure - 2

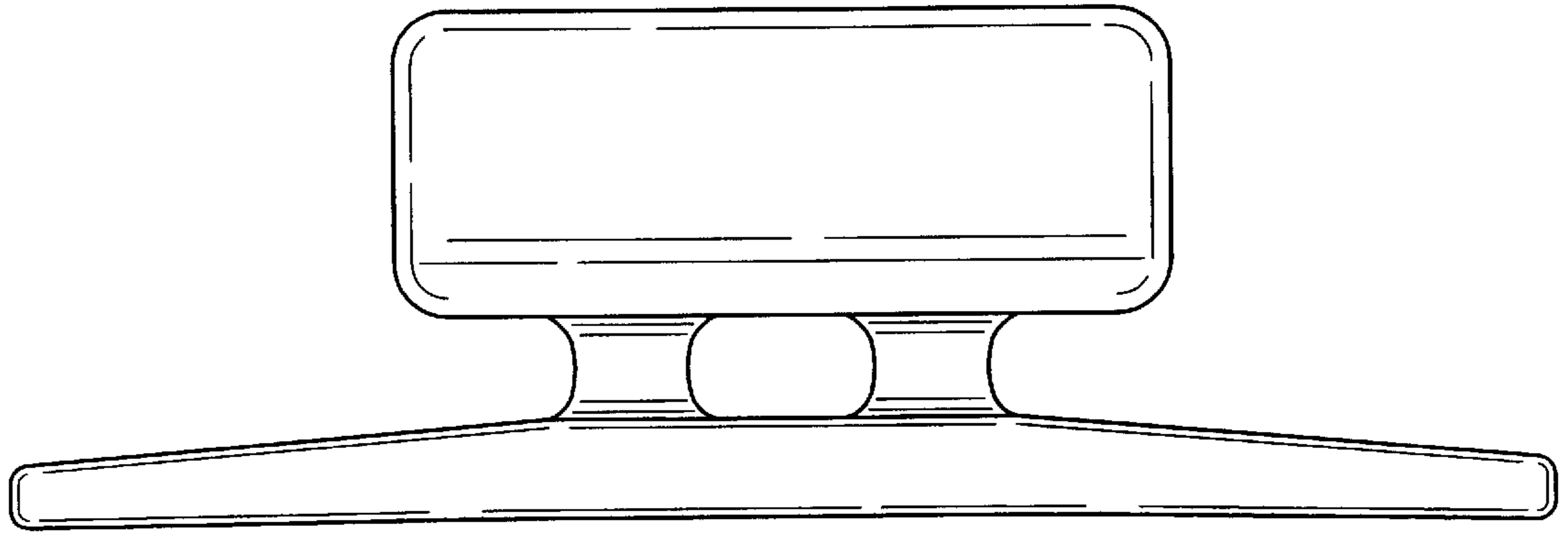


Figure - 3




Figure - 4

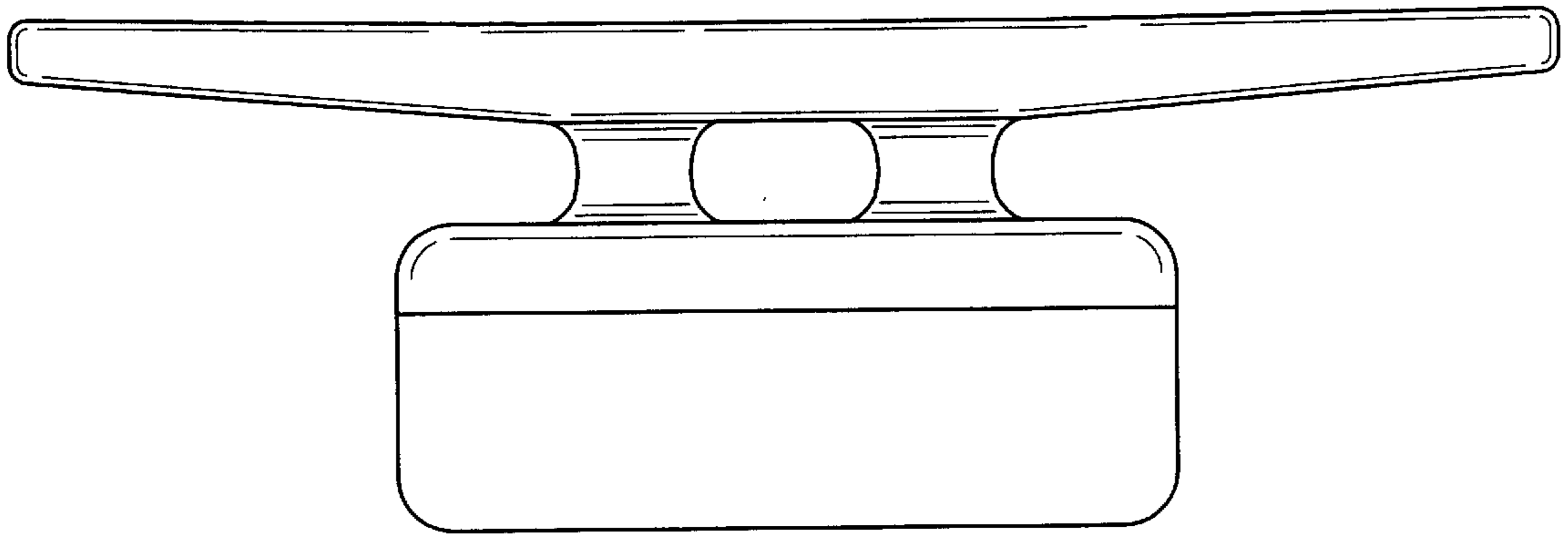


Figure - 5