



US00D438836S

(12) **United States Design Patent**
Reiter

(10) **Patent No.:** **US D438,836 S**

(45) **Date of Patent:** **** Mar. 13, 2001**

- (54) **TRUCK BED BOX**
- (75) Inventor: **William P. Reiter**, Dickinson, ND (US)
- (73) Assignee: **Reiter Industries, Inc.**, Dickinson, ND (US)
- (**) Term: **14 Years**
- (21) Appl. No.: **29/098,453**
- (22) Filed: **Dec. 30, 1998**

| | | | |
|-----------|---------|-------------------|-----------|
| 5,076,636 | 12/1991 | Buck et al. | 296/180.1 |
| 5,154,463 | 10/1992 | Hershey | 293/128 |
| 5,313,907 | 5/1994 | Hodges | 114/290 |
| 5,316,701 | 5/1994 | Payne | 264/1.5 |
| 5,435,627 | 7/1995 | Fleming | 298/17 R |
| 5,482,356 | 1/1996 | Goodson, Jr. | 298/22 AE |

Related U.S. Application Data

- (62) Division of application No. 29/063,700, filed on Dec. 13, 1996, now Pat. No. Des. 403,651.
- (51) **LOC (7) Cl.** **12-06**
- (52) **U.S. Cl.** **D12/221**
- (58) **Field of Search** D12/221, 98, 15;
296/183, 39.1, 39.2

References Cited

U.S. PATENT DOCUMENTS

| | | | |
|------------|---------|--------------------|----------|
| D. 335,267 | 5/1993 | Upshaw | D12/221 |
| D. 371,535 | 7/1996 | Young | D12/221 |
| 3,001,814 | 9/1961 | Skalko | 296/44 |
| 3,334,007 | 8/1967 | Flagan | 161/123 |
| 3,480,321 | 11/1969 | Brandt et al. | 296/28 |
| 3,578,375 | 5/1971 | Finefrock | 296/39 |
| 3,712,675 | 1/1973 | Schoenwald | 298/10 |
| 3,827,753 | 8/1974 | Pitts | 298/1 B |
| 4,029,354 | 6/1977 | Valeri | 296/39.1 |
| 4,623,187 | 11/1986 | Ibrahim | D12/221 |
| 4,909,559 | 3/1990 | Zettle | 296/41 |

OTHER PUBLICATIONS

Mark Phillips, "Plastic Growth in Autos Steadies", *Recycling Today*, 40-42, 44-45, 129-130 (1996).
"Watertight" PolyBox/Poly Tank, *WasteCo Manufacturing*, Brochure, 2 pgs.

Primary Examiner—Melody N. Brown
(74) *Attorney, Agent, or Firm*—Muetting, Raasch & Gebhardt, P.A.

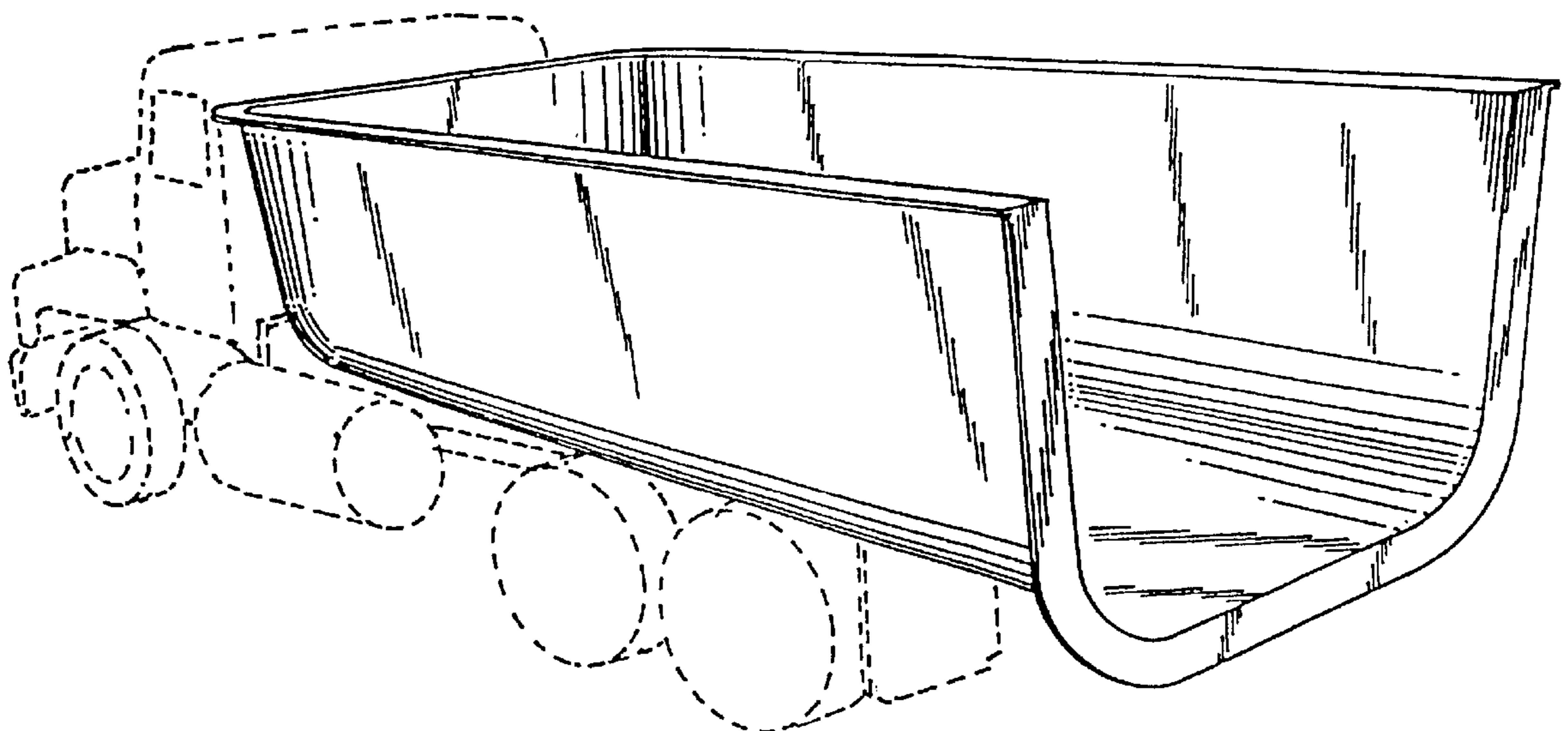
CLAIM

The ornamental design for a truck bed box, as shown and described.

DESCRIPTION

FIG. 1 is a perspective view of a truck bed box showing my new design;
FIG. 2 is a top plan view thereof;
FIG. 3 is a front end view thereof;
FIG. 4 is a right side view thereof;
FIG. 5 is a left side view thereof;
FIG. 6 is a rear end view thereof; and,
FIG. 7 is a bottom plan view thereof.
The broken line showing of a truck in FIG. 1 is for illustrative purposes only and does not form a part of the claimed design.

1 Claim, 5 Drawing Sheets



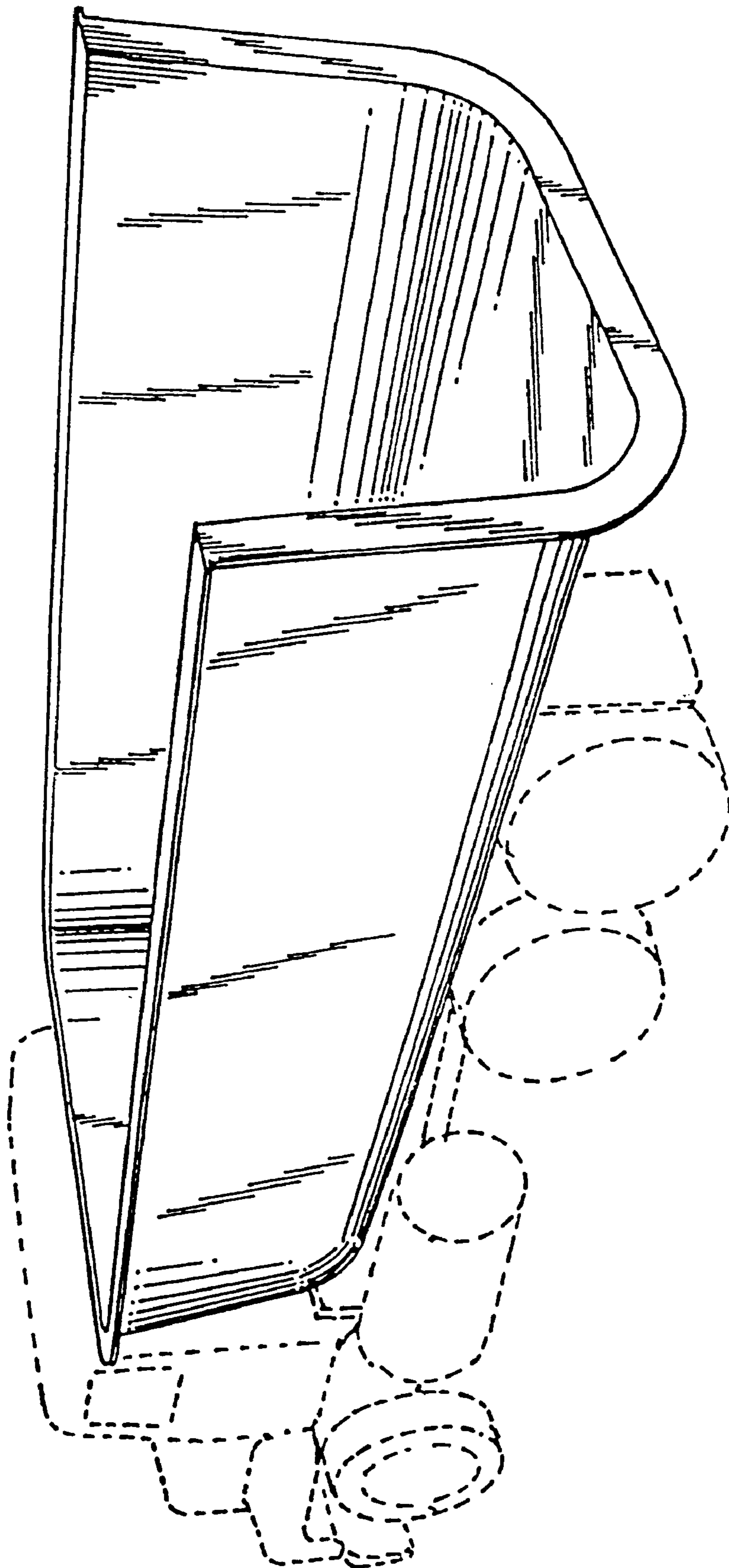


FIG. 1

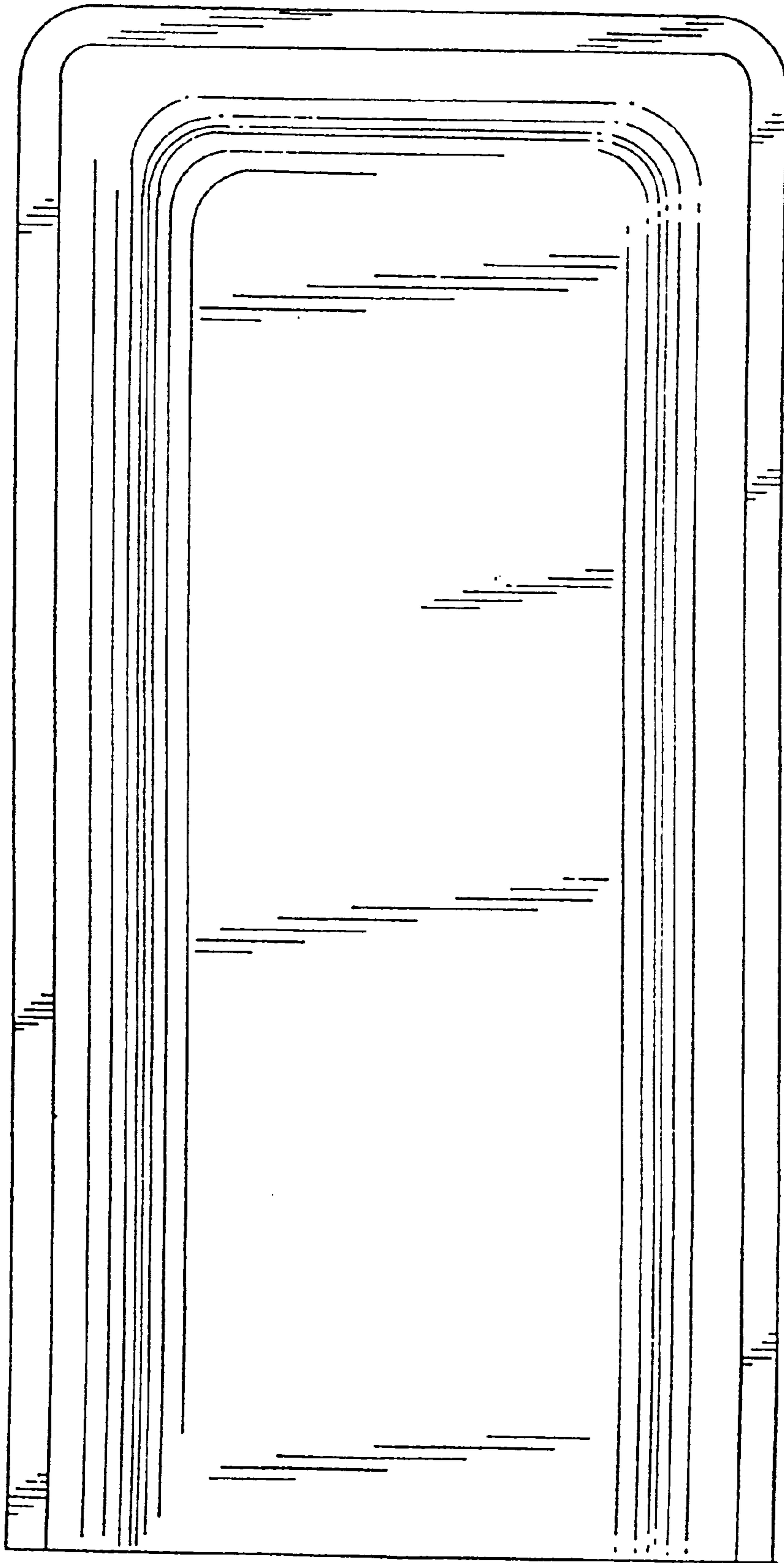


FIG. 2

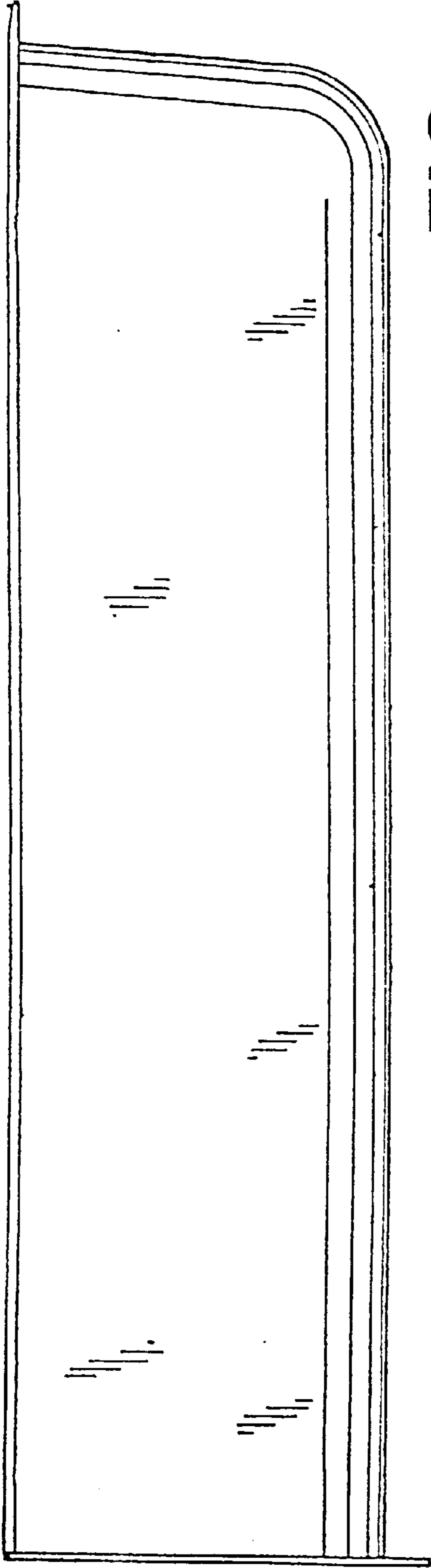


FIG. 4

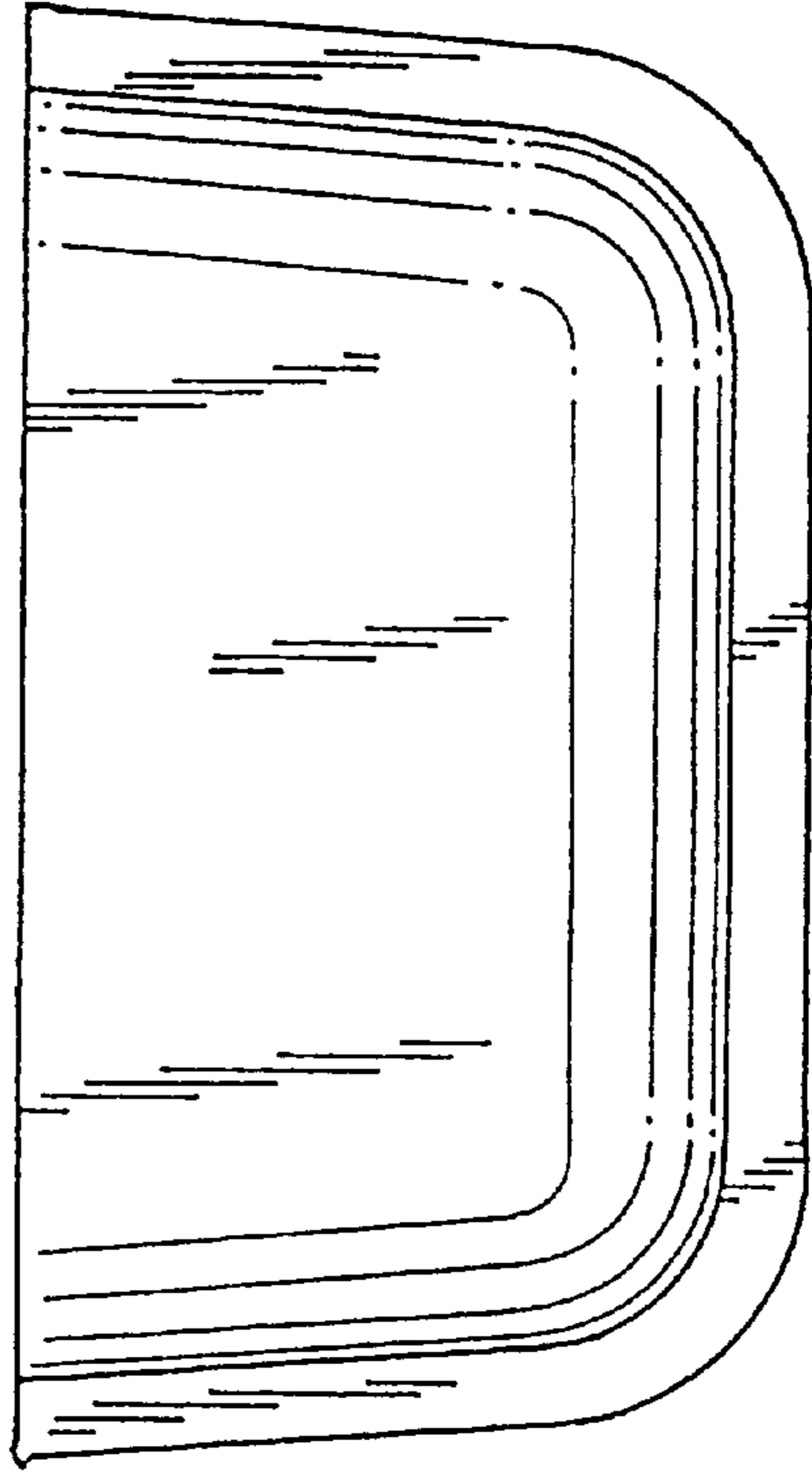


FIG. 6

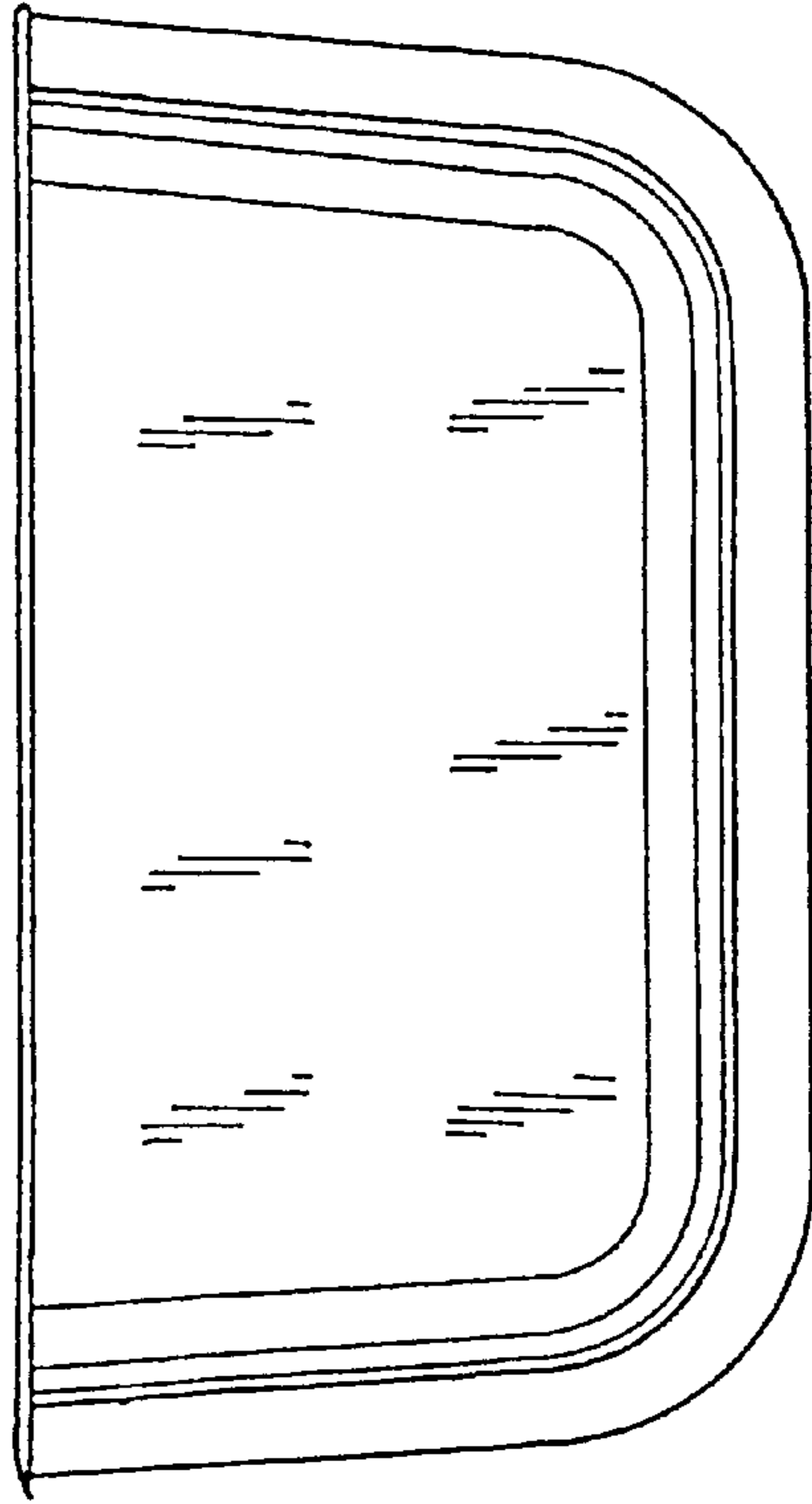


FIG. 3

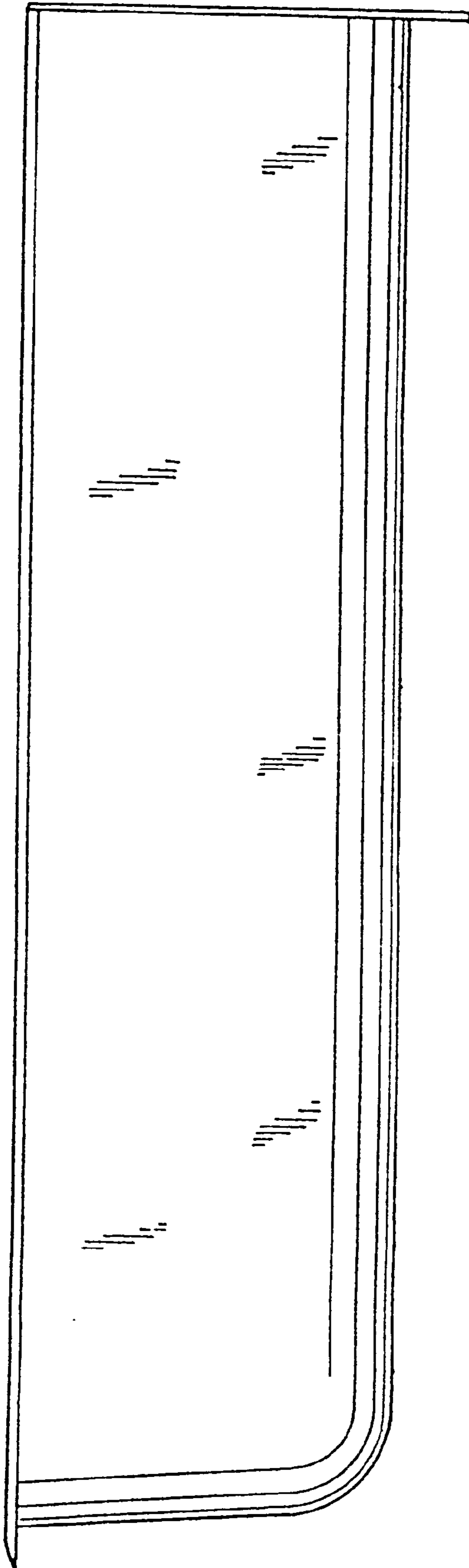


FIG. 5

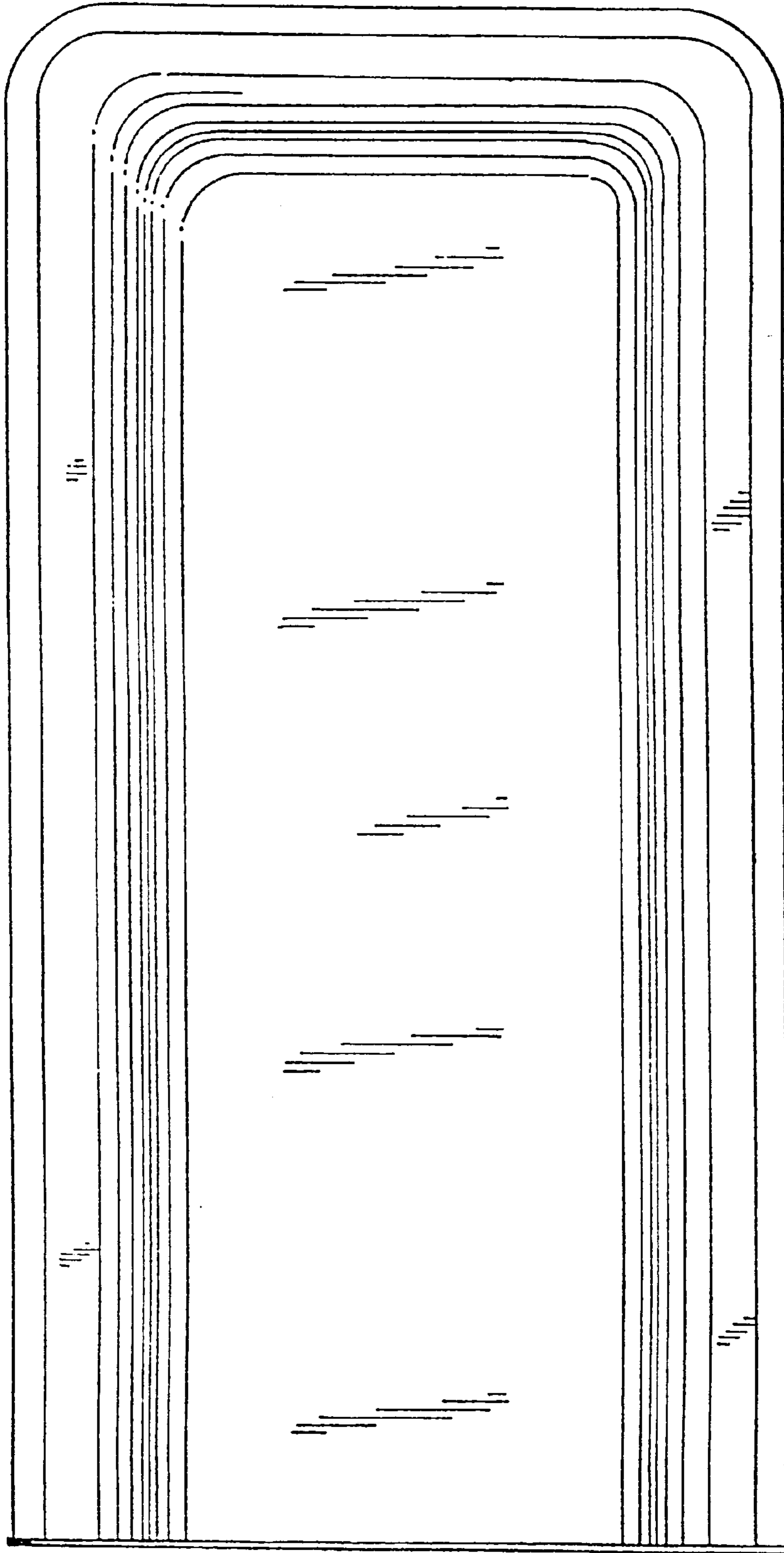


FIG. 7

UNITED STATES PATENT AND TRADEMARK OFFICE
CERTIFICATE OF CORRECTION

PATENT NO. : Des. 438,836 S
DATED : March 13, 2001
INVENTOR(S) : William P. Reiter

Page 1 of 1

It is certified that error appears in the above-identified patent and that said Letters Patent is hereby corrected as shown below:

Drawings,

FIG. 1, please insert -- located on a truck -- after "box".

Signed and Sealed this

Twenty-ninth Day of October, 2002

Attest:

A handwritten signature in black ink, appearing to read "James E. Rogan", with a horizontal line drawn underneath it.

Attesting Officer

JAMES E. ROGAN
Director of the United States Patent and Trademark Office