



US00D438829S

(12) **United States Design Patent**
Song

(10) **Patent No.:** **US D438,829 S**

(45) **Date of Patent:** **** *Mar. 13, 2001**

(54) **AUTOMOBILE REARVIEW MIRROR**

Primary Examiner—Louis S. Zarfaz
Assistant Examiner—Catherine R. Oliver

(76) **Inventor:** **In Wha Song**, 2100W. Commonwealth Ave. #123, Fullerton, CA (US) 92833-3019

(*) **Notice:** This patent is subject to a terminal disclaimer.

(**) **Term:** **14 Years**

(21) **Appl. No.:** **29/117,778**

(22) **Filed:** **Jan. 27, 2000**

(51) **LOC (7) Cl.** **12-16**

(52) **U.S. Cl.** **D12/187**

(58) **Field of Search** D12/187, 188, D12/189; D6/309, 300; D28/64.6; 248/475.1, 480, 481, 479, 487, 494, 483; 359/838, 841, 843, 844, 850, 868, 871, 872, 874, 876, 877, 881

(56) **References Cited**

U.S. PATENT DOCUMENTS

D. 410,883 * 6/1999 Song D12/187

* cited by examiner

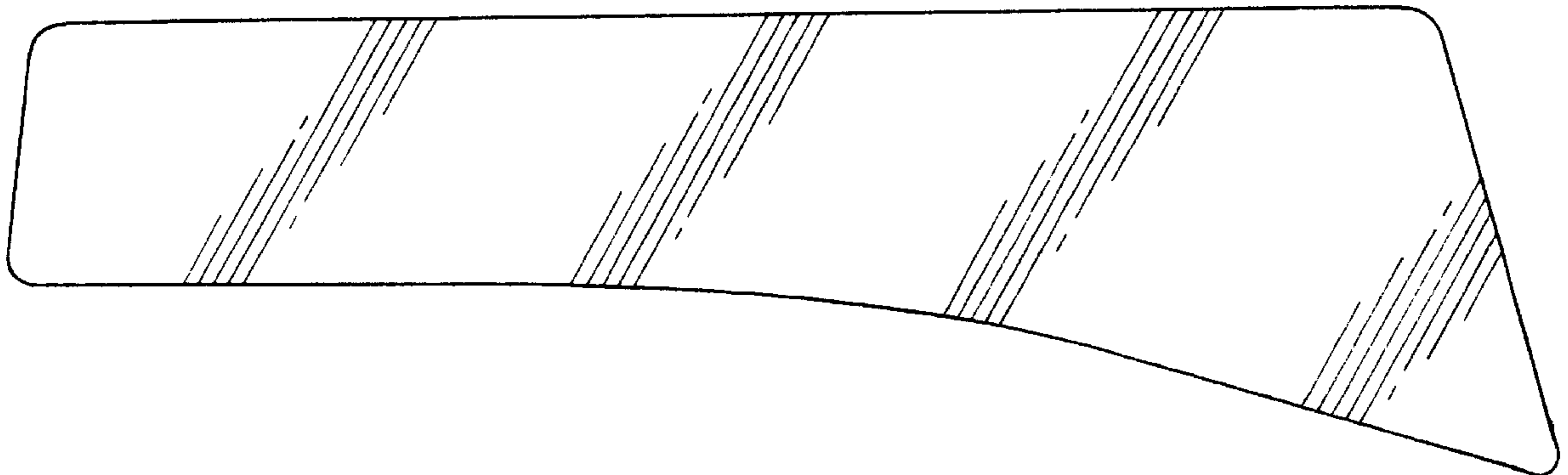
(57) **CLAIM**

The ornamental design for an automobile rearview mirror, as shown and described.

DESCRIPTION

FIG. 1 is a front elevational view of an automobile rearview mirror showing my new design as a flat mirror;
FIG. 2 is a rear elevational view;
FIG. 3 is a top plan view;
FIG. 4 is a bottom plan view;
FIG. 5 is a top plan view of an automobile rearview mirror showing a second embodiment of my new design as being slightly convex, it being understood that the front and rear elevational views are essentially like those shown in FIG. 1 and FIG. 2 with the exception of the convexity;
FIG. 6 is a bottom plan view of FIG. 5;
FIG. 7 is a left side elevational view of FIG. 1;
FIG. 8 is a right side elevational view of FIG. 1;
FIG. 9 is a left side elevational view of FIG. 5; and,
FIG. 10 is a right side elevational view of FIG. 5.

1 Claim, 2 Drawing Sheets



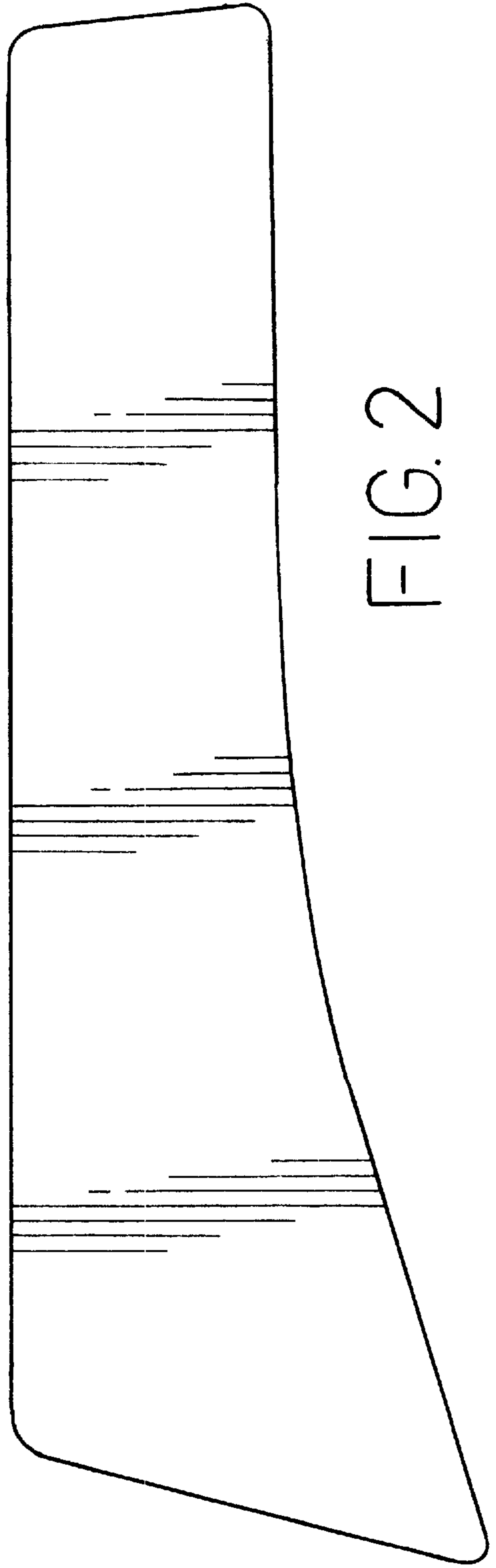
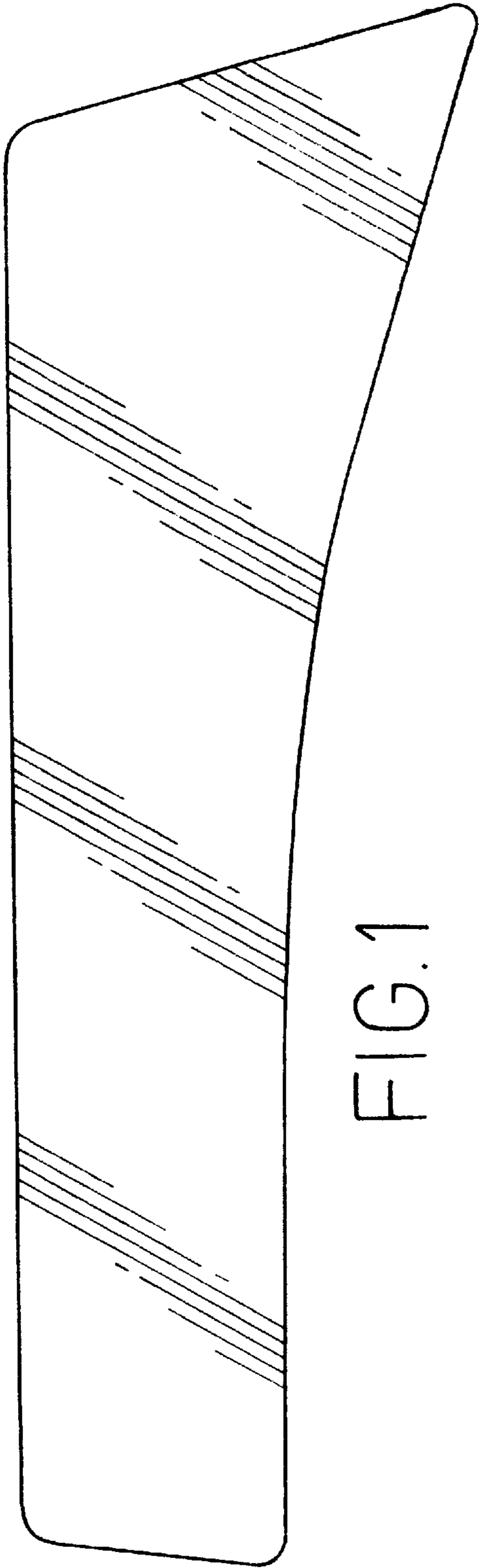


FIG. 3



FIG. 4



FIG. 5



FIG. 6

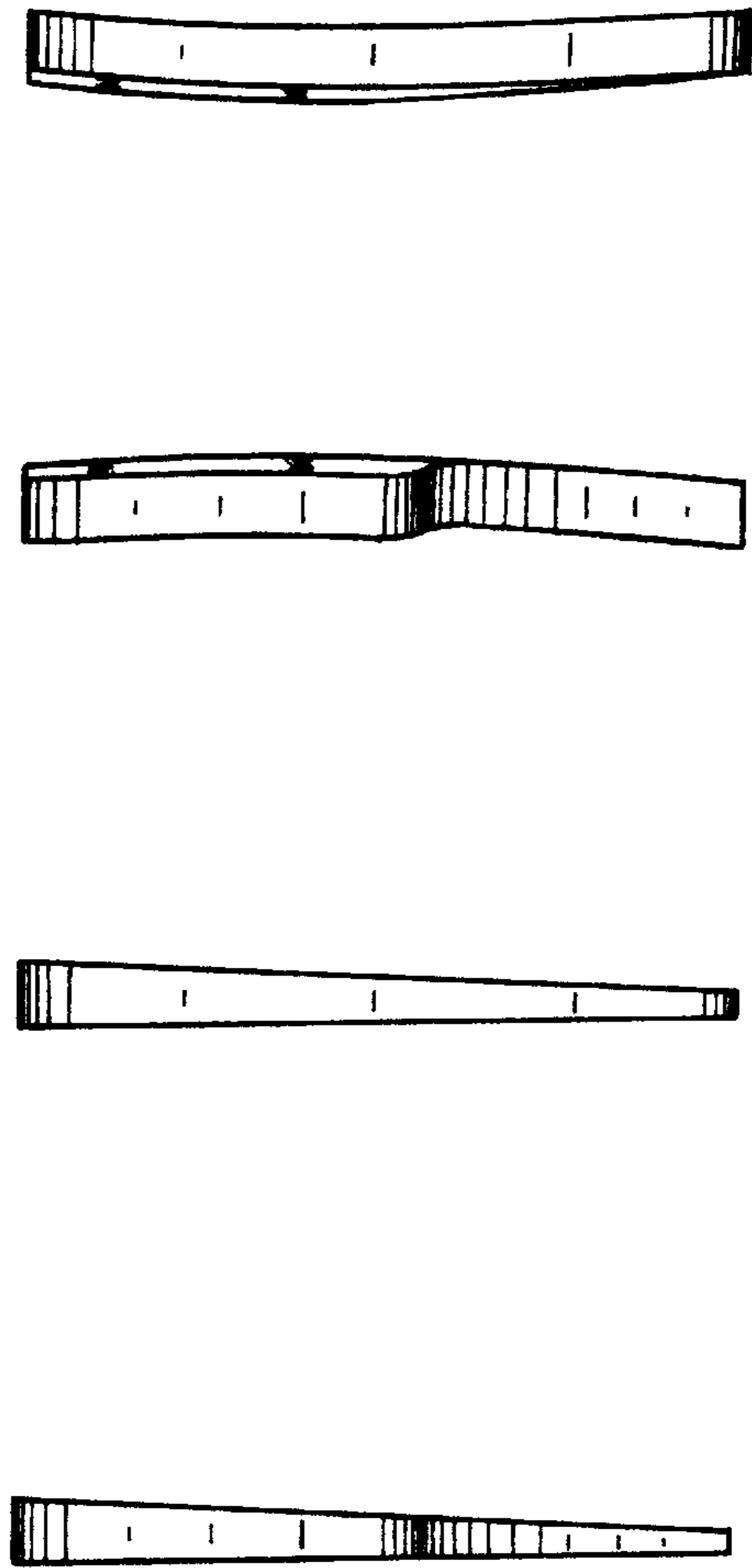
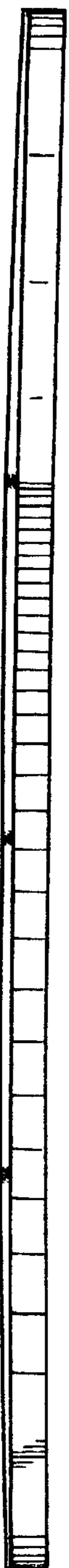


FIG. 7 FIG. 8 FIG. 9 FIG. 10