



US00D43827S

(12) **United States Design Patent**
Gerresheim et al.

(10) **Patent No.: US D438,827 S**

(45) **Date of Patent: ** Mar. 13, 2001**

(54) **VEHICLE TIRE**

(75) Inventors: **Manfred Gerresheim**,
Obertshausen-Hausen; **Juergen**
Schomburg, Rodenbach, both of (DE);
W. Iwamura, Kobe (JP)

(73) Assignee: **Dunlop GmbH**, Hanau (DE)

(*) Notice: This patent is subject to a terminal disclaimer.

(**) Term: **14 Years**

(21) Appl. No.: **29/105,321**

(22) Filed: **May 21, 1999**

(30) **Foreign Application Priority Data**

Nov. 26, 1998 (DE) 4 98 11 759

(51) **LOC (7) Cl.** **12-15**

(52) **U.S. Cl.** **D12/147**

(58) **Field of Search** D12/136-152;
152/209.1, 209.8, 209.9, 209.11, 209.13,
209.28, 900, 902, 903

(56) **References Cited**

U.S. PATENT DOCUMENTS

- D. 340,895 * 11/1993 Himuro et al. D12/147
- D. 389,790 * 1/1998 Himuro D12/147
- D. 389,791 * 1/1998 Himuro D12/147
- D. 397,975 * 9/1998 Himuro D12/147
- D. 400,830 * 11/1998 Gerresheim et al. D12/147
- D. 409,958 * 5/1999 Gerresheim et al. D12/147

- D. 411,151 * 6/1999 Hubbell, Jr. D12/147
- D. 414,450 * 9/1999 Gerresheim et al. D12/147
- D. 414,728 * 10/1999 Gerresheim et al. D12/147
- 4,721,141 * 1/1988 Collette et al. 152/209.8

FOREIGN PATENT DOCUMENTS

968412 * 11/1996 (JP) .

OTHER PUBLICATIONS

Dunlop SP Sport 9000 Tire, 1998 Tread Design Guide, p. 25. 3/5, Jan. 1998.*

Sears Pirelli HP Tire, 1998 Tread Design Guide, p. 64. 4/5, Jan. 1998.*

* cited by examiner

Primary Examiner—Robert M. Spear

(74) *Attorney, Agent, or Firm*—Townsend and Townsend and Crew LLP

(57) **CLAIM**

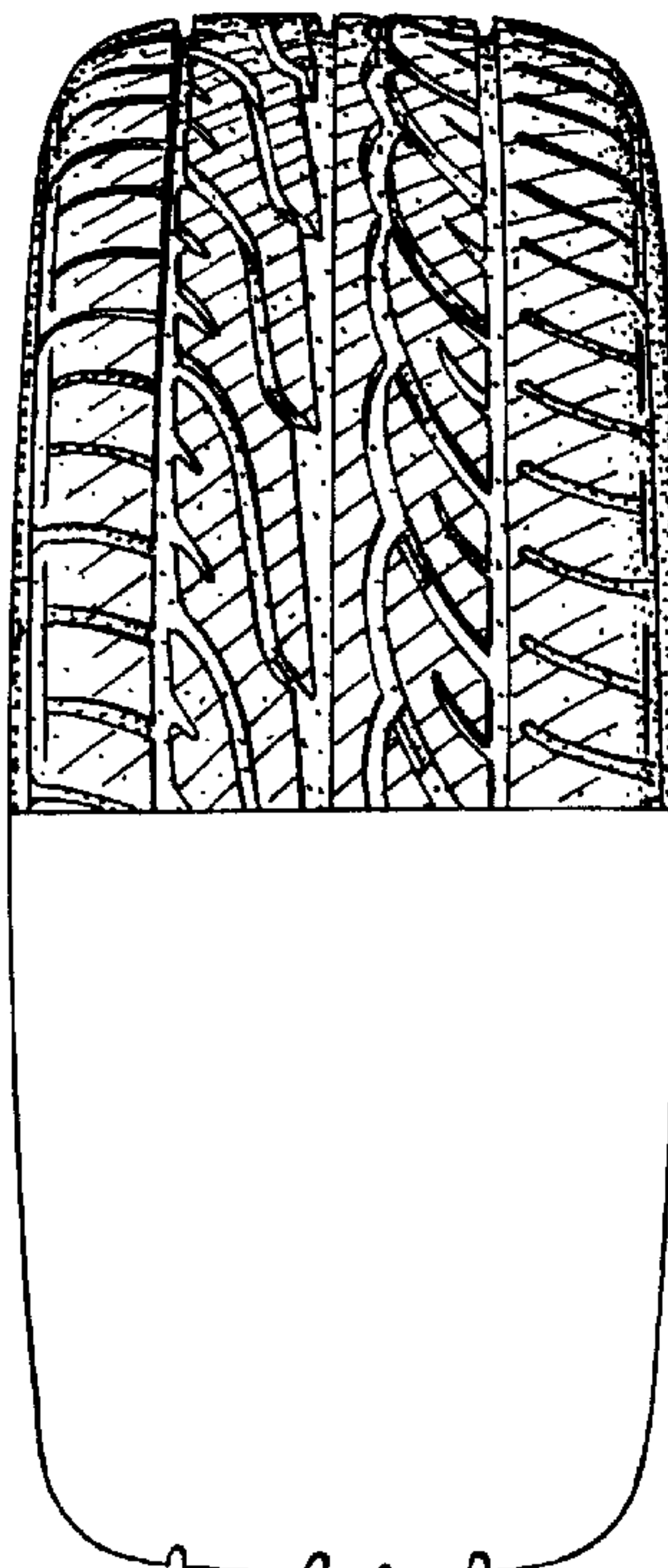
The ornamental design for a vehicle tire, as shown and described.

DESCRIPTION

FIG. 1 is a fragmentary side perspective view of a vehicle tire showing our new design, it being understood that the tread and side wall pattern repeats uniformly throughout the circumference of the tire as shown schematically in solid lines in all three figures;

FIG. 2 is a fragmentary front elevational view thereof; and, FIG. 3 is a fragmentary side elevational view thereof, the opposite side elevational view being identical thereto.

1 Claim, 1 Drawing Sheet



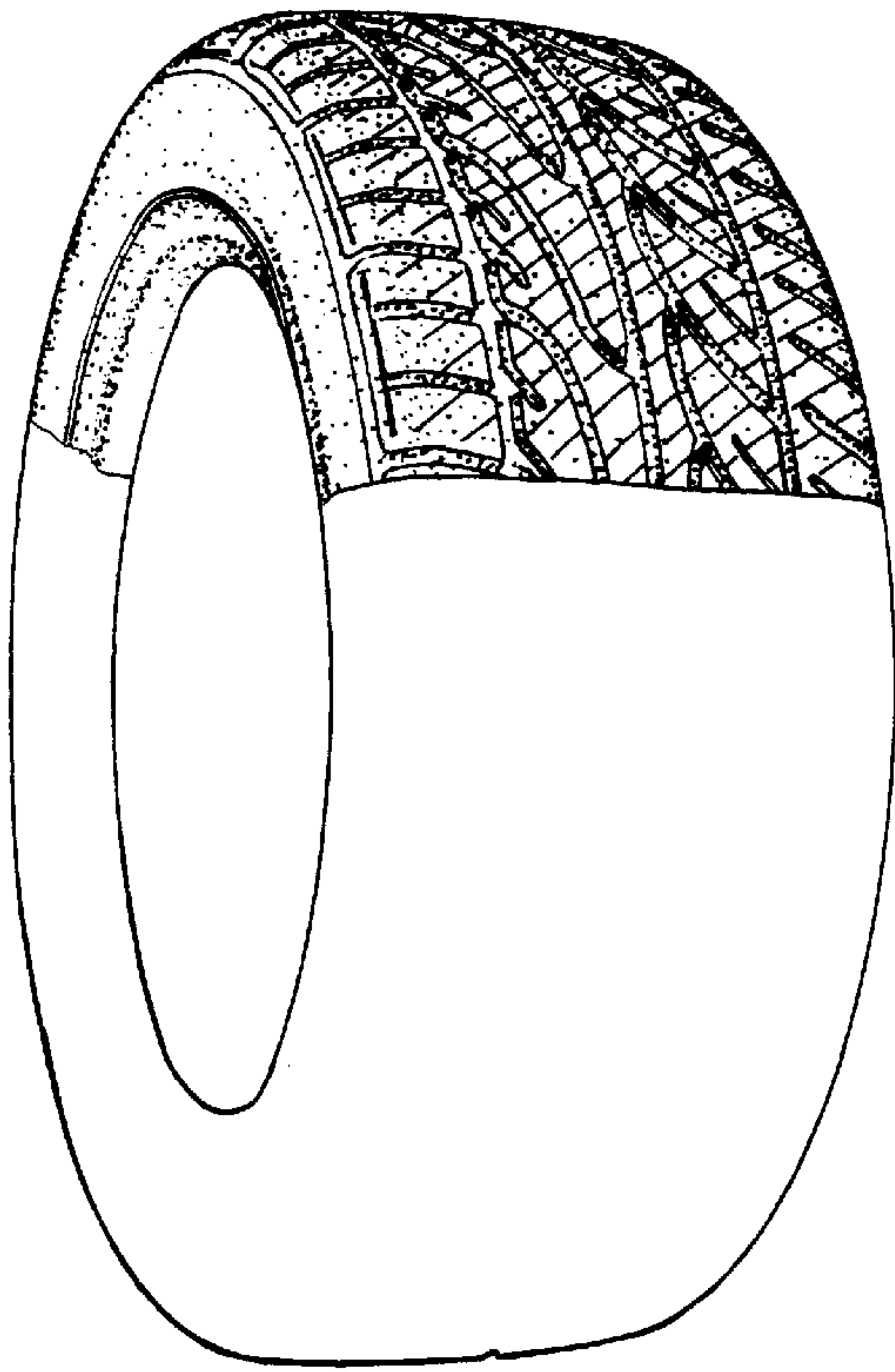


FIG. 1.

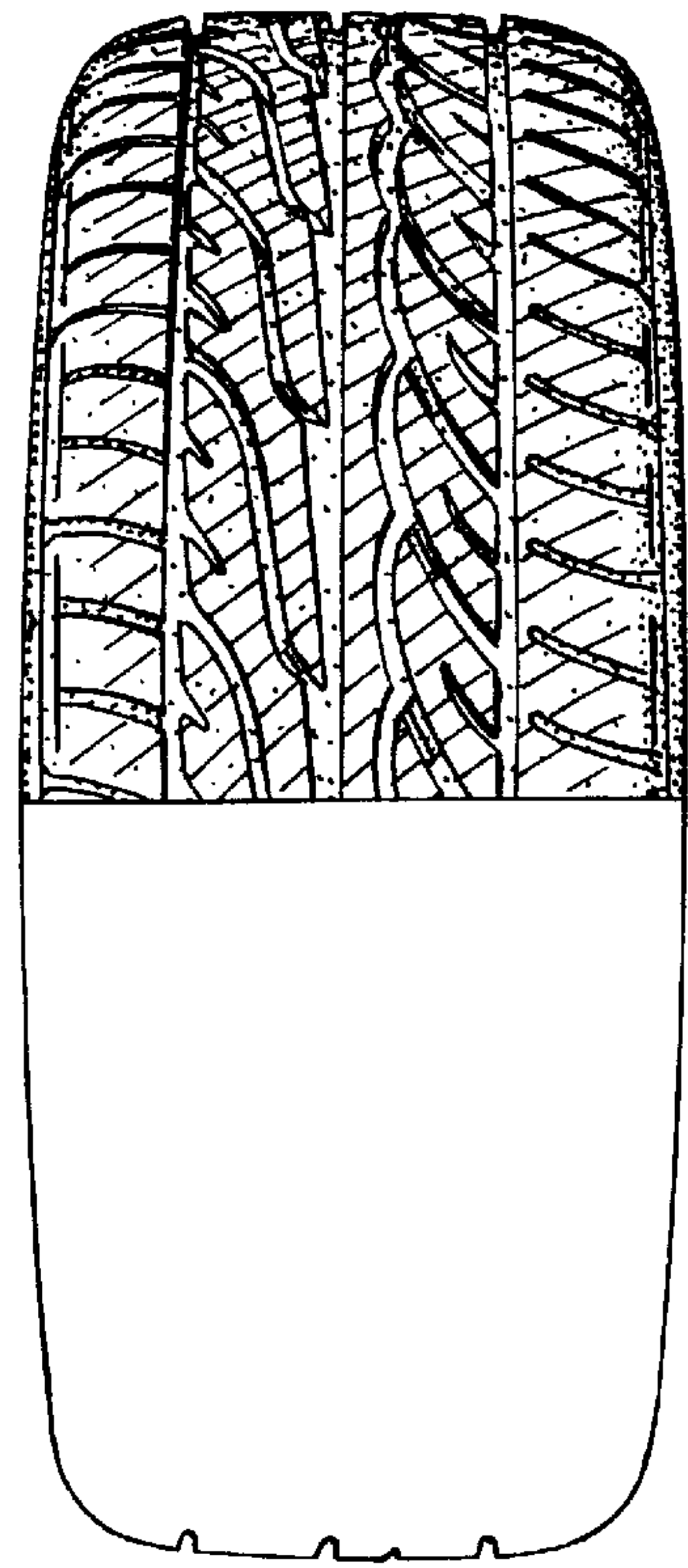


FIG. 2.

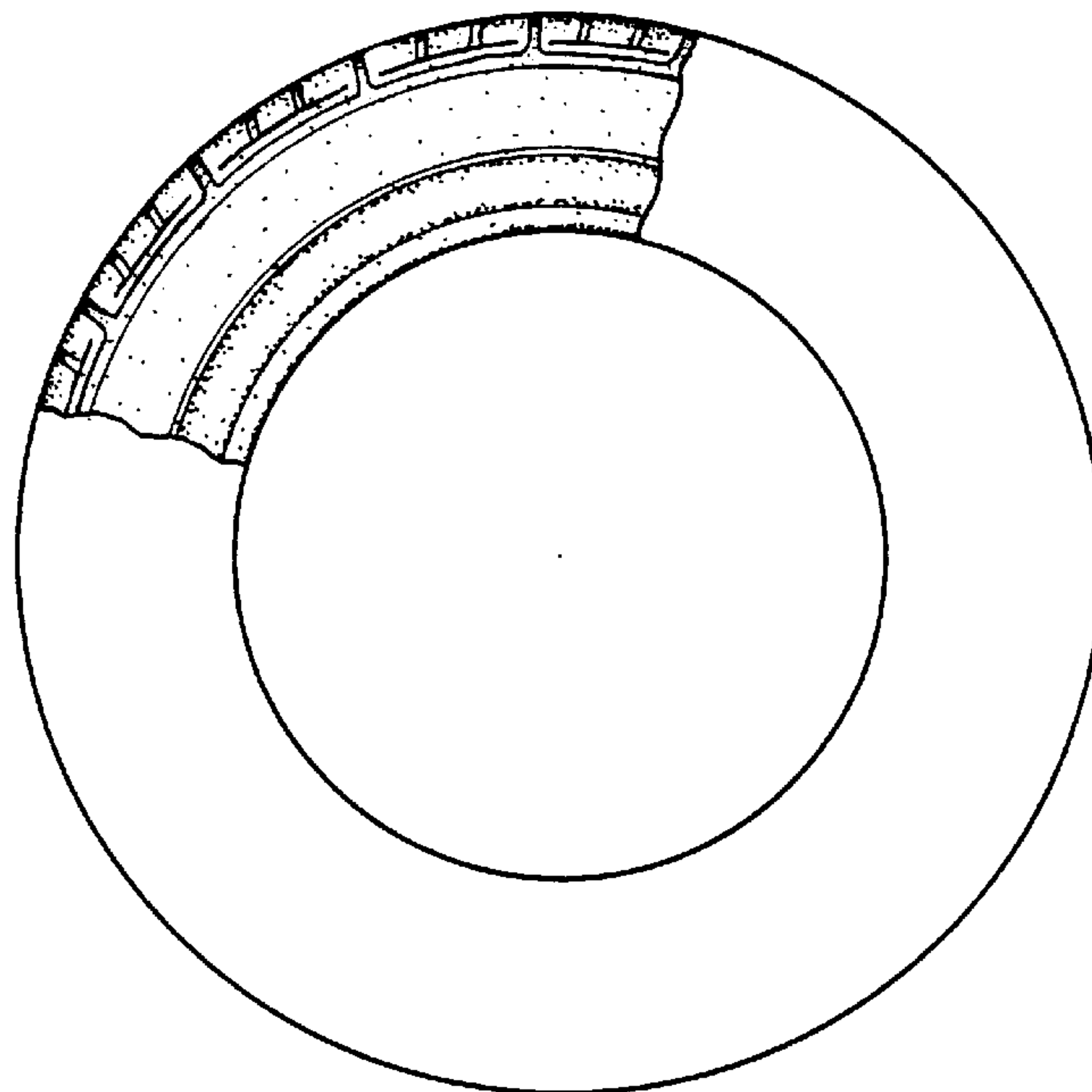


FIG. 3.