



US00D438826S

(12) **United States Design Patent**
Adams

(10) **Patent No.:** **US D438,826 S**

(45) **Date of Patent:** **** Mar. 13, 2001**

(54) **KICKSTAND REST**

(76) Inventor: **Merrill E. Adams**, P.O. Box 36,
Church St., Spring City, PA (US) 19475

(**) Term: **14 Years**

(21) Appl. No.: **29/101,088**

(22) Filed: **Feb. 25, 1999**

(51) **LOC (7) Cl.** **12-11**

(52) **U.S. Cl.** **D12/120**

(58) **Field of Search** D12/114, 126,
D12/120, 223, 199; 280/293, 301; 248/288.9,
346.01, 357; D11/134

(56) **References Cited**

U.S. PATENT DOCUMENTS

D. 56,673	*	11/1920	Miller	D11/134
D. 306,419	*	3/1990	Merritt	D12/120
D. 378,205	*	2/1997	Hiltz, Jr.	D12/120
D. 396,435	*	7/1998	Favereaux, Sr.	D12/120

* cited by examiner

Primary Examiner—Alan P. Douglas

Assistant Examiner—Linda Brooks

(74) *Attorney, Agent, or Firm*—Ratner & Prestia

(57) **CLAIM**

The ornamental design for a kickstand rest, as shown.

DESCRIPTION

FIG. 1 is a perspective view of the kickstand rest design;
 FIG. 2 is a top view of the kickstand rest design;
 FIG. 3 is a left side elevational view of the kickstand rest design;
 FIG. 4 is a front elevational view of the kickstand rest design;
 FIG. 5 is a back elevational view of the kickstand rest design;
 FIG. 6 is a right side elevational view of the kickstand rest design; and,
 FIG. 7 is a bottom view of the kickstand rest design.

1 Claim, 2 Drawing Sheets

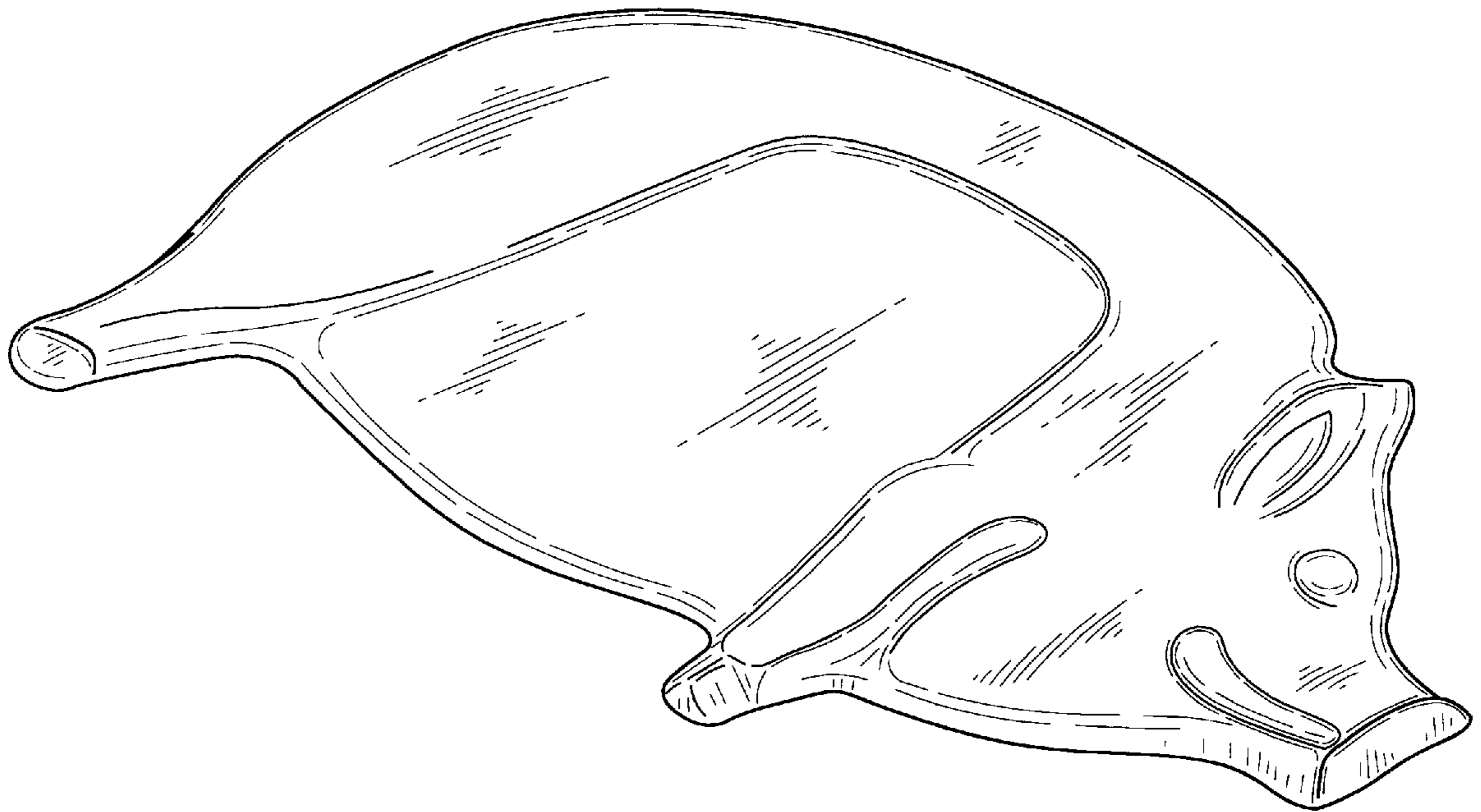


FIG. 1

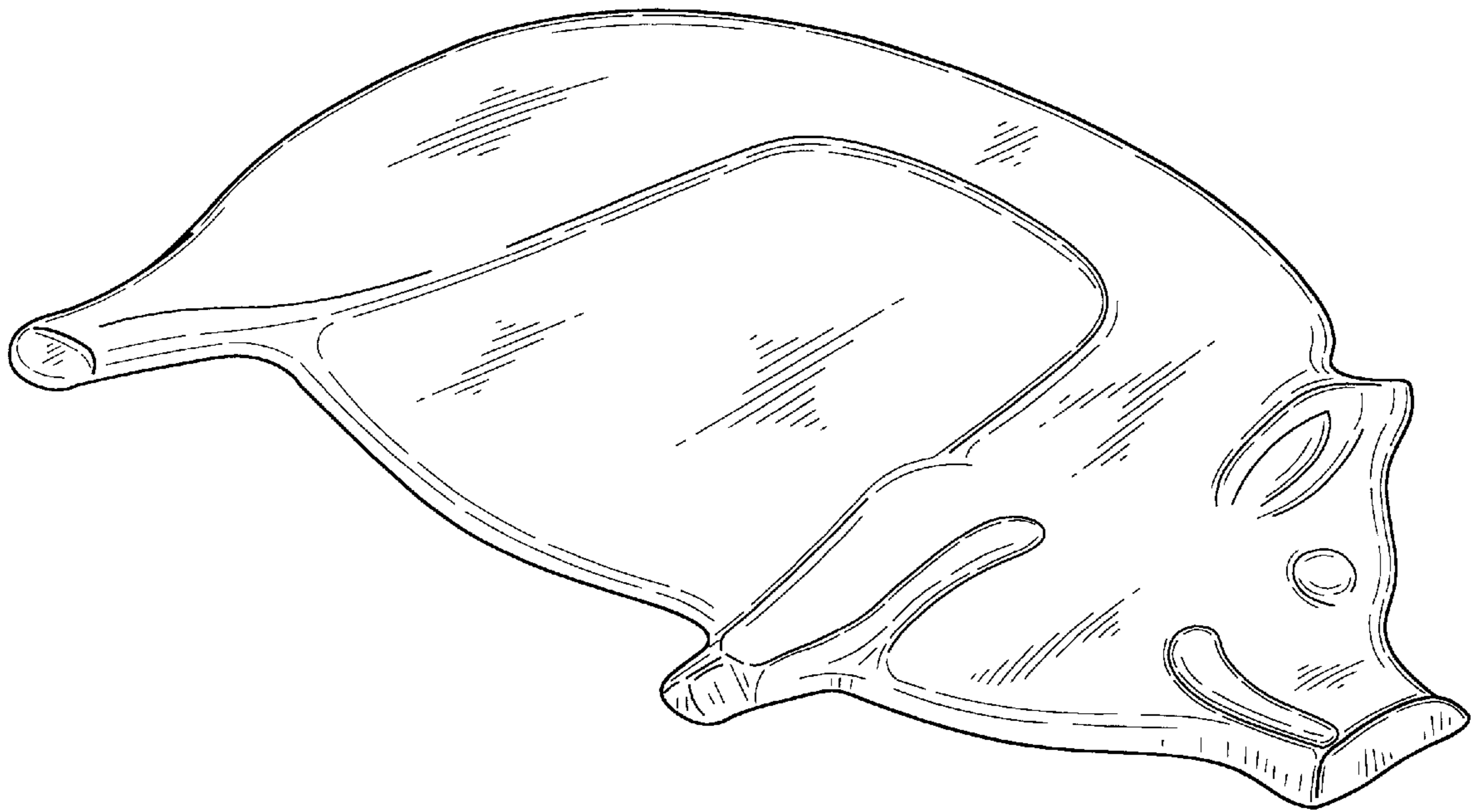


FIG. 2

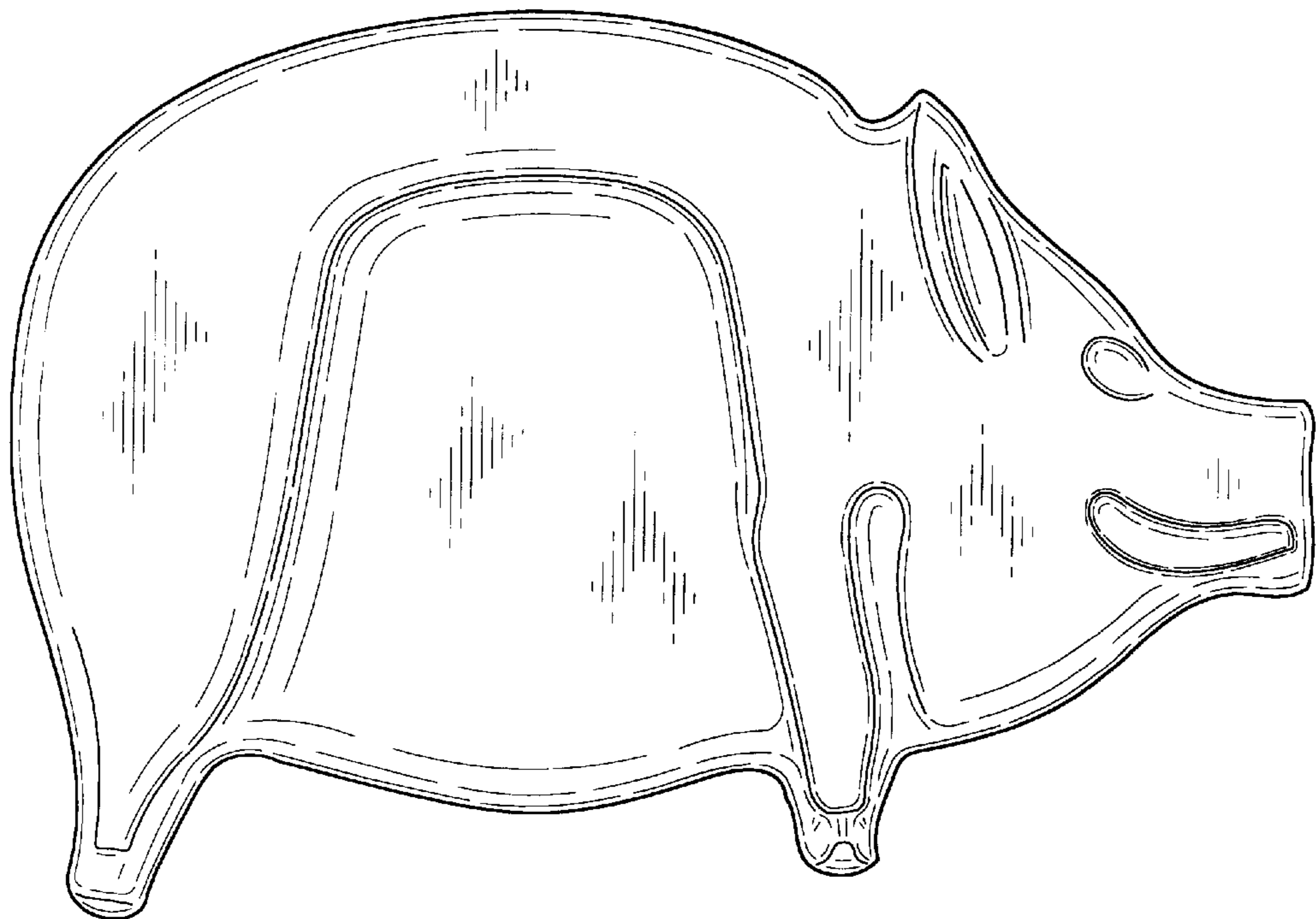


FIG. 3

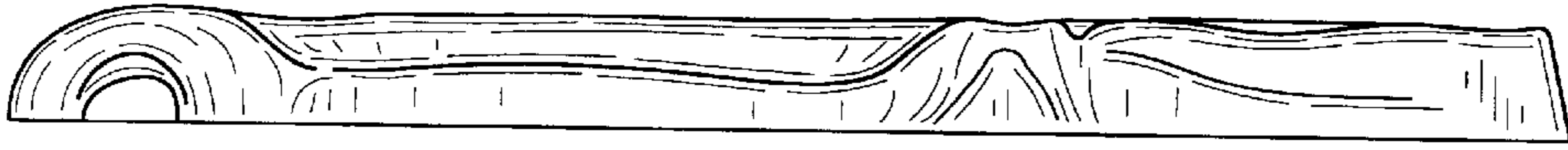


FIG. 4



FIG. 5

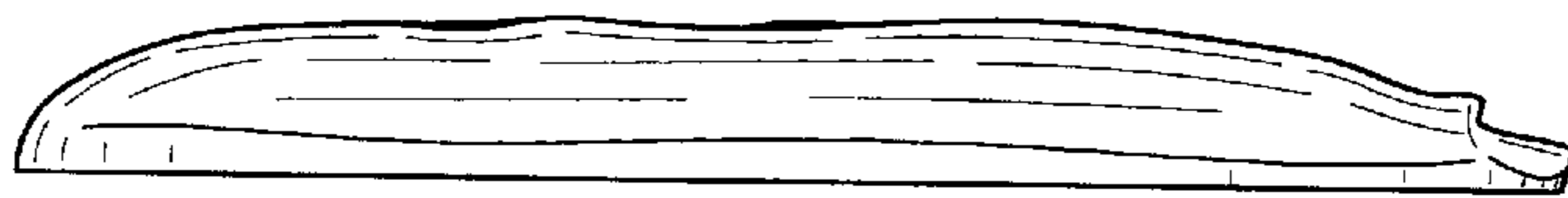


FIG. 6

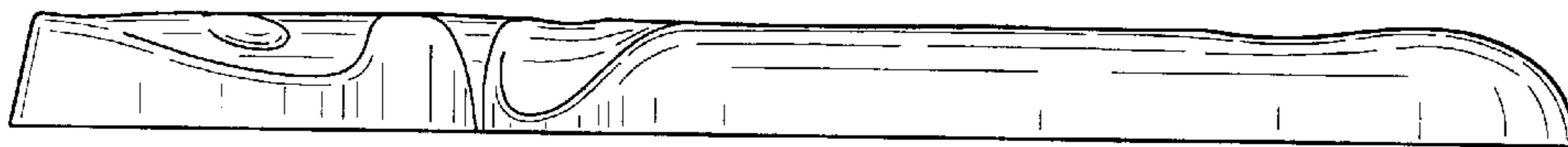


FIG. 7

