



US00D438813S

(12) **United States Design Patent**
Yellen

(10) **Patent No.:** **US D438,813 S**

(45) **Date of Patent:** **** Mar. 13, 2001**

(54) **PINLESS ARTICULATED BAND**

D. 292,144 * 10/1987 McClure D3/211
D. 358,355 * 5/1995 Fernandez D11/3

(76) Inventor: **Benjamin B. Yellen**, 2509 Virginia La.,
Northbrook, IL (US) 60062

* cited by examiner

(**) Term: **14 Years**

Primary Examiner—Ralf Seifert

(74) *Attorney, Agent, or Firm*—Michael G. Berkman

(21) Appl. No.: **29/121,893**

(57) **CLAIM**

(22) Filed: **Apr. 17, 2000**

The ornamental design for a pinless articulated band, as shown and described.

(51) **LOC (7) Cl.** **11-01**

(52) **U.S. Cl.** **D11/3**

(58) **Field of Search** D11/1-14, 16,
D11/18-21, 23, 25, 93-94; 63/1.11, 3-5.1,
37-39; 224/164, 175; 24/616, 71 J; D10/32;
59/35.1, 79, 80, 82-84; D2/600, 607; D3/65

DESCRIPTION

FIG. 1 is a perspective view showing a lineal segment of the pinless articulated band of my new design;
FIG. 2 is a top view thereof;
FIG. 3 is an end view thereof;
FIG. 4 is a side elevational view thereof; and,
FIG. 5 is a perspective view of the pinless articulated band of my invention in the configuration of an endless band.

(56) **References Cited**

U.S. PATENT DOCUMENTS

D. 83,453 * 2/1931 Krasnow D11/38
D. 160,275 * 9/1950 Rodriguez D11/25
D. 279,462 * 7/1985 Weikel D11/4

1 Claim, 1 Drawing Sheet

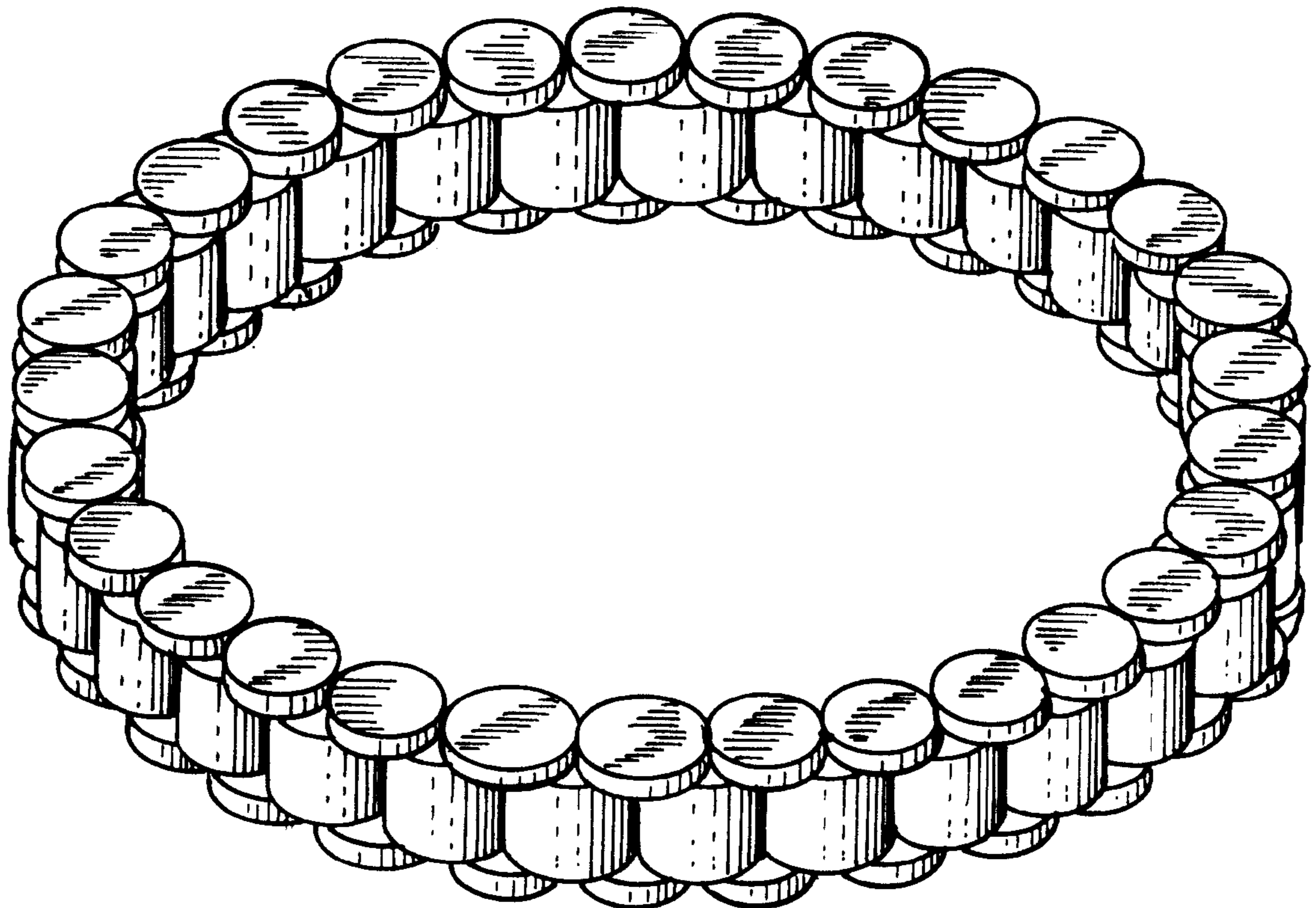


FIG. 1

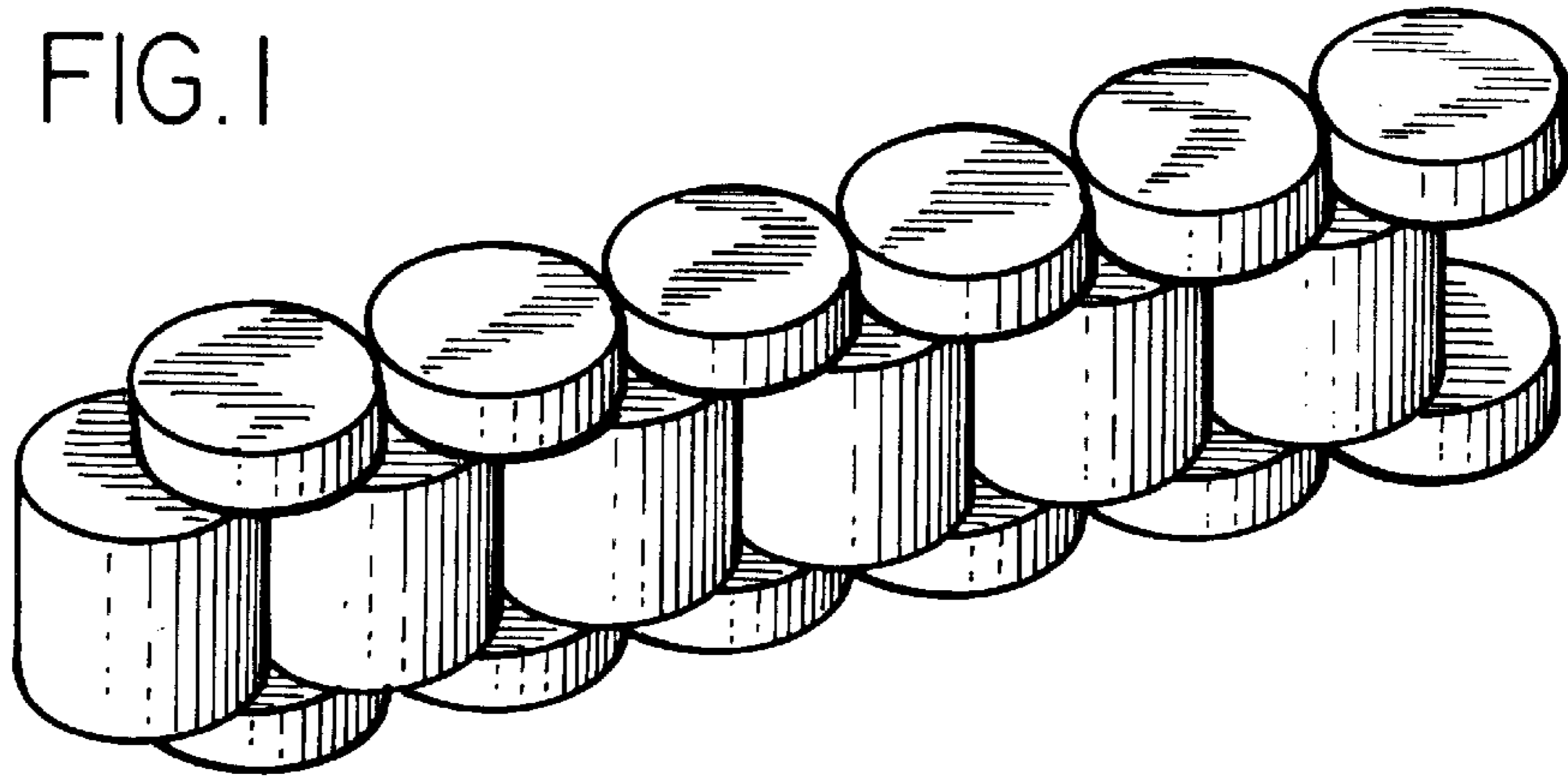


FIG. 2

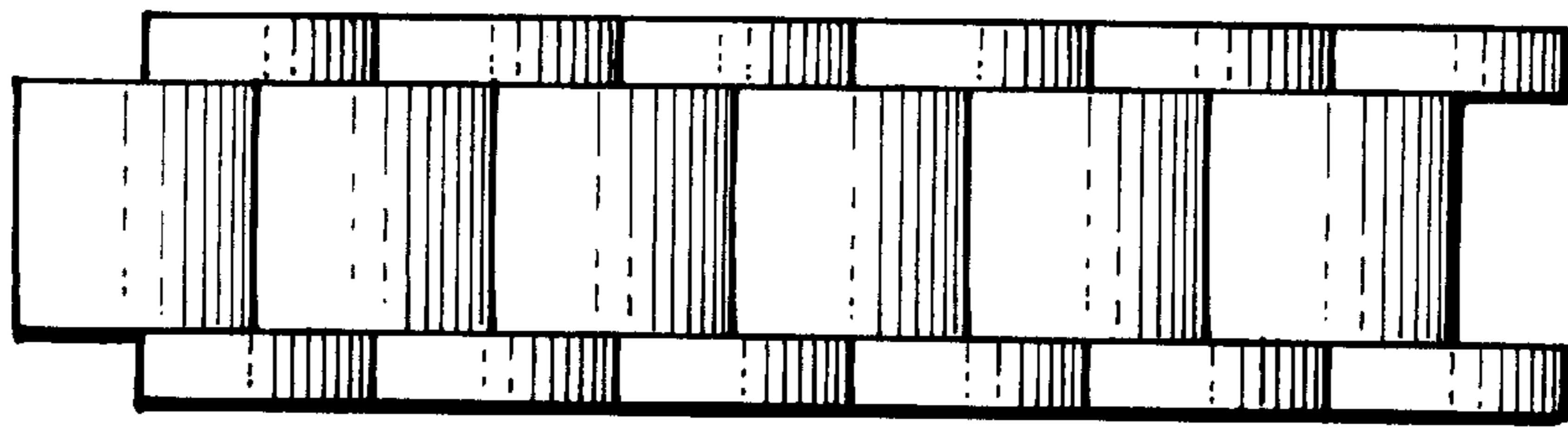


FIG. 3




FIG. 4

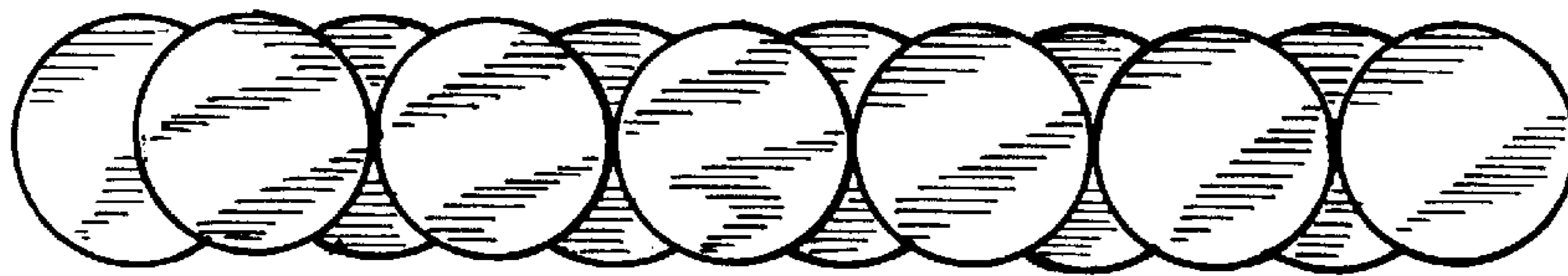


FIG. 5

