



US00D438812S

(12) **United States Design Patent**  
**Bert**

(10) **Patent No.:** **US D438,812 S**

(45) **Date of Patent:** **\*\* Mar. 13, 2001**

(54) **EXPANSION BRACELET**

3,885,383 \* 5/1975 Tanaka ..... 63/4

(75) Inventor: **Stephen F. Bert**, Scituate, RI (US)

\* cited by examiner

(73) Assignee: **Hirsch Speidel, Inc.**, Providence, RI (US)

*Primary Examiner*—Ralf Seifert

(74) *Attorney, Agent, or Firm*—Gottlieb Rackman & Reisman, P.C.

(\*\*) Term: **14 Years**

(57) **CLAIM**

(21) Appl. No.: **29/112,342**

The ornamental design for an expansion bracelet, as shown and described.

(22) Filed: **Oct. 14, 1999**

**DESCRIPTION**

(51) **LOC (7) Cl.** ..... **11-01**

(52) **U.S. Cl.** ..... **D11/3; D11/93**

(58) **Field of Search** ..... D11/1-14, 16, D11/18-21, 23, 25, 93-94; 63/1.11, 3-5.1, 37-39; 224/164, 175; D10/32; 59/79, 80, 82-84

FIG. 1 is a top plan view of an expansion bracelet, showing my new design, with the central portion broken away for ease of illustration;

FIG. 2 is an enlarged detail top plan view thereof, showing several adjacent links of the bracelet for clarity of illustration;

FIG. 3 is a right side detail view of the design as shown in FIG. 2, the left side view being a mirror image thereof; and, FIG. 4 is a cross-sectional view of the design as shown in FIG. 2, taken substantially along the lines 4-4 of FIG. 2.

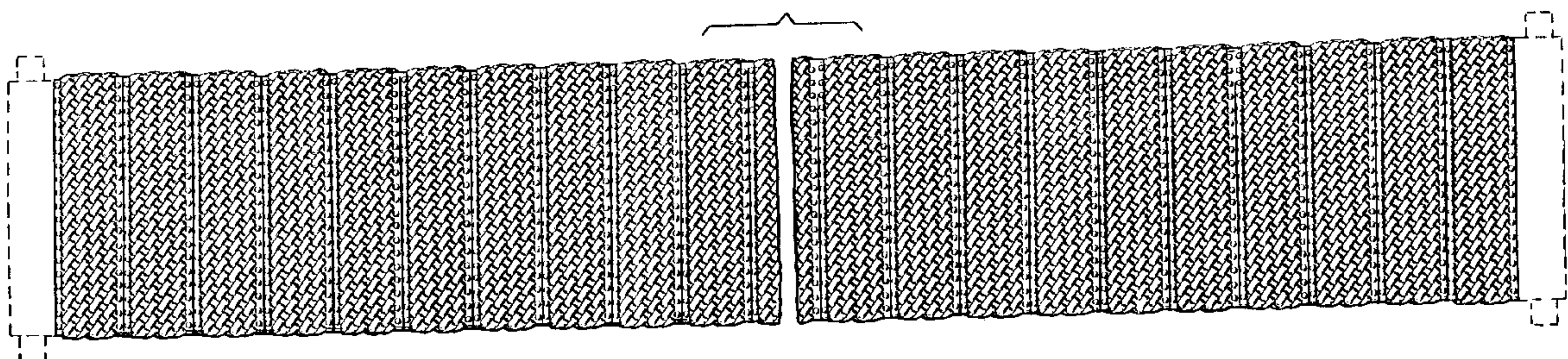
The broken lines in the drawing figures represent connecting elements and are for illustrative purposes only, forming no part of the claimed design.

(56) **References Cited**

**U.S. PATENT DOCUMENTS**

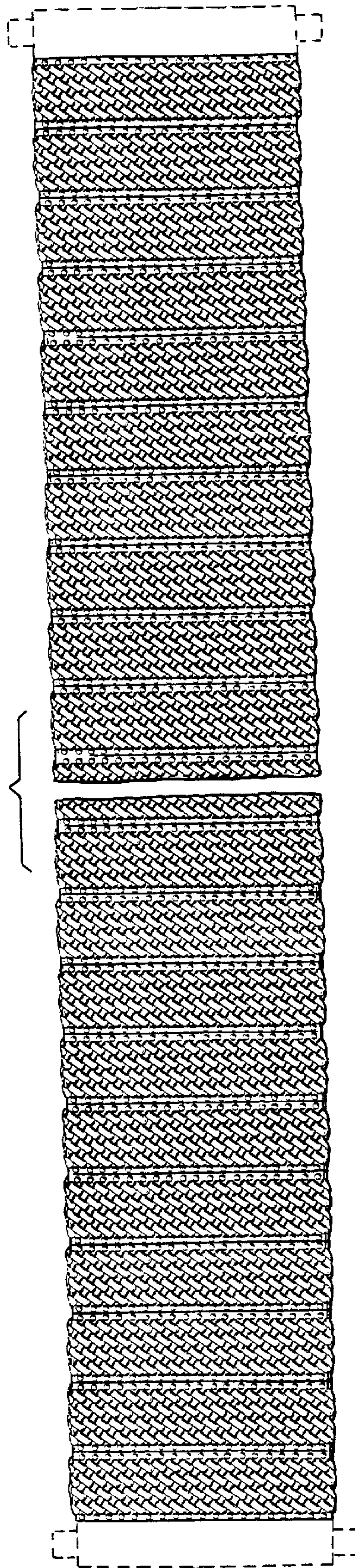
D. 81,548	*	7/1930	Miller	.....	D11/86
D. 226,966	*	5/1973	Cowan	.....	D11/93
D. 243,114	*	1/1977	Cowan	.....	D11/23
D. 327,451	*	6/1992	McNally, Jr.	.....	D11/93
D. 422,933	*	4/2000	Kahan	.....	D11/3
1,962,037	*	6/1934	Schofer	.....	59/80

**1 Claim, 3 Drawing Sheets**

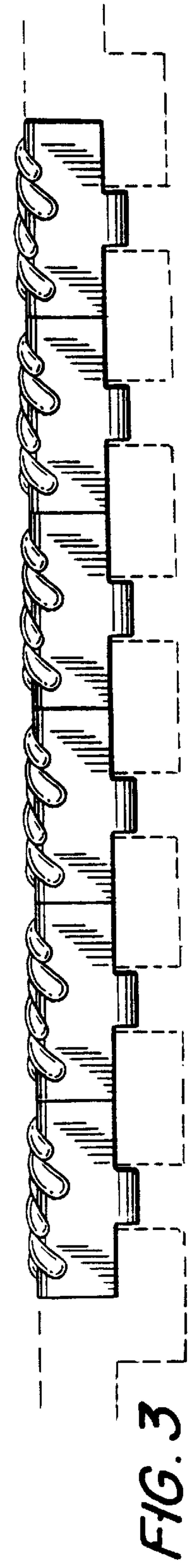
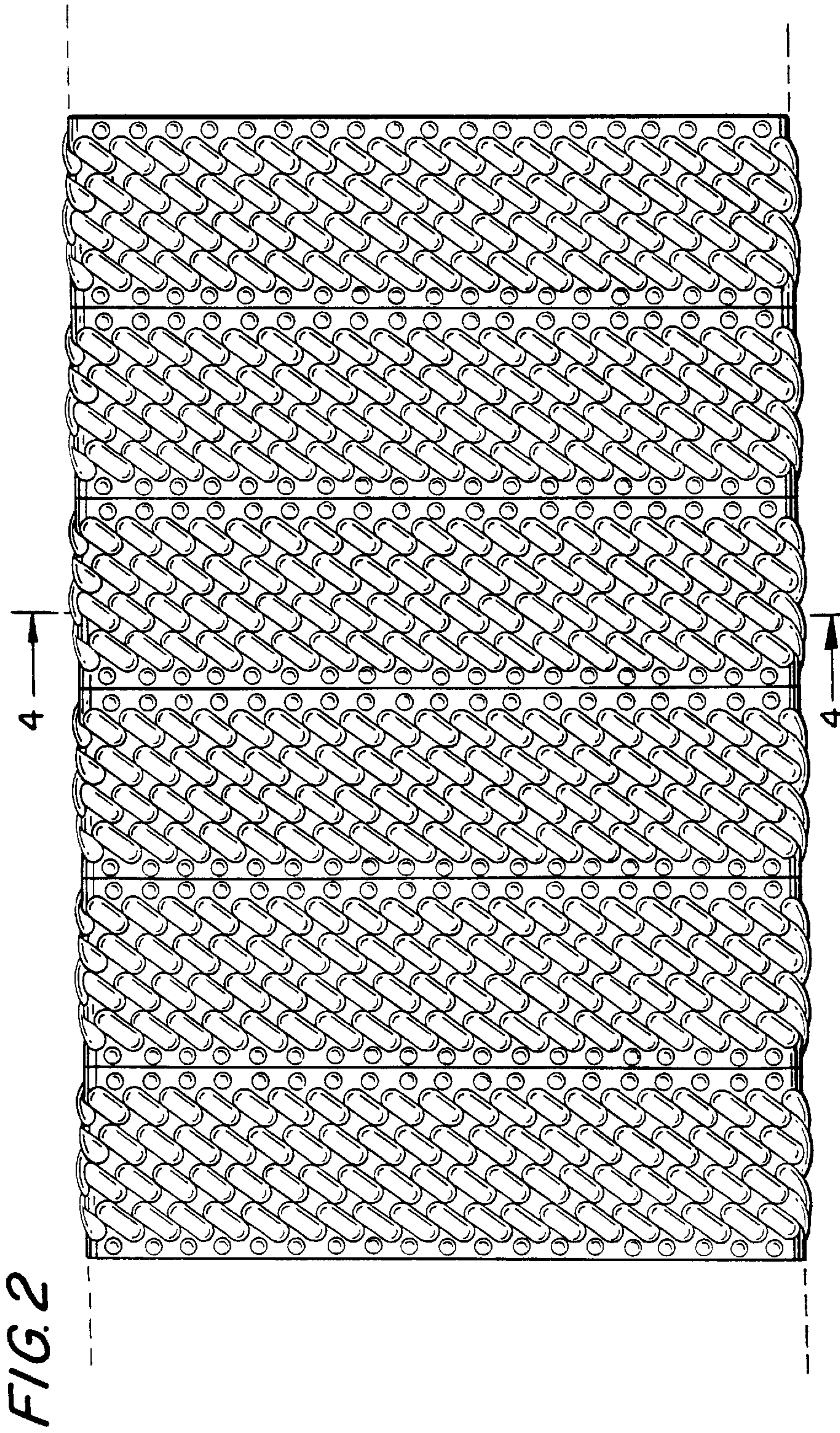




*FIG. 1*







*FIG. 4*

