



US00D438810S

(12) **United States Design Patent**
Liao et al.

(10) **Patent No.:** **US D438,810 S**

(45) **Date of Patent:** **** Mar. 13, 2001**

(54) **WARNING LANTERNS FOR CARRIAGEWAY**

(75) Inventors: **Chon-Hua Liao**, Taoyuan; **Chih-Chieh Lin**, Taoyuan Hsien, both of (TW)

(73) Assignees: **Formosa Industrial Computing Inc.**, Taipei; **Solatek, Inc.**, Taoyuan, both of (TW)

(**) Term: **14 Years**

(21) Appl. No.: **29/130,338**

(22) Filed: **Sep. 29, 2000**

(30) **Foreign Application Priority Data**

Jun. 26, 2000 (TW) 089304329

(51) **LOC (7) Cl.** **10-05**

(52) **U.S. Cl.** **D10/115**

(58) **Field of Search** D10/104, 109,
D10/111, 114, 115; 362/61, 62, 63, 67;
116/200, 202

(56) **References Cited**

U.S. PATENT DOCUMENTS

D. 160,190 * 9/1950 May D10/115

D. 275,188 * 8/1984 McNaughton, Jr. D10/115

D. 314,524 * 2/1991 Perry D10/115

D. 403,263 * 12/1998 Giardini et al. D10/114

* cited by examiner

Primary Examiner—Marcus A. Jackson

(74) *Attorney, Agent, or Firm*—Jiawei Huang; J C Patents

(57) **CLAIM**

The ornamental design for a warning lanterns for carriage-way, as shown and described.

DESCRIPTION

FIG. 1 is a perspective view of a warning lantern for carriage-way for showing a new design;

FIG. 2 is a front elevational view thereof;

FIG. 3 is a rear elevational view thereof;

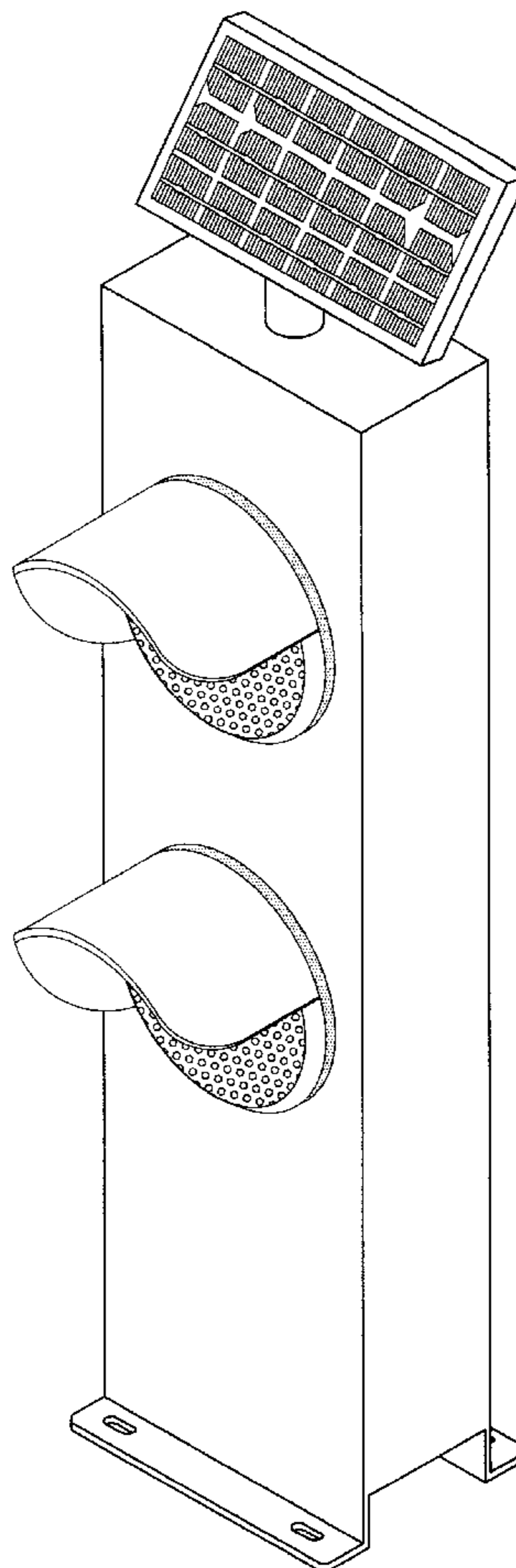
FIG. 4 is a top plan view thereof;

FIG. 5 is a bottom plan view thereof;

FIG. 6 is a left side elevational view thereof; and,

FIG. 7 is a right side elevational view thereof.

1 Claim, 4 Drawing Sheets



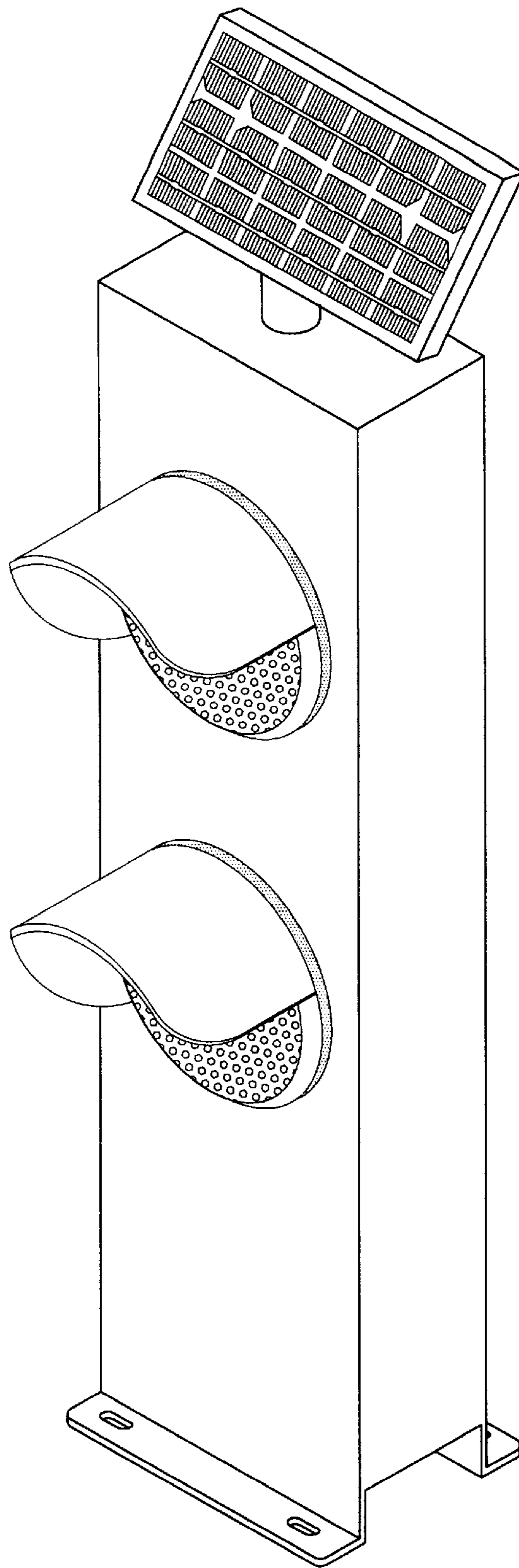


FIG. 1

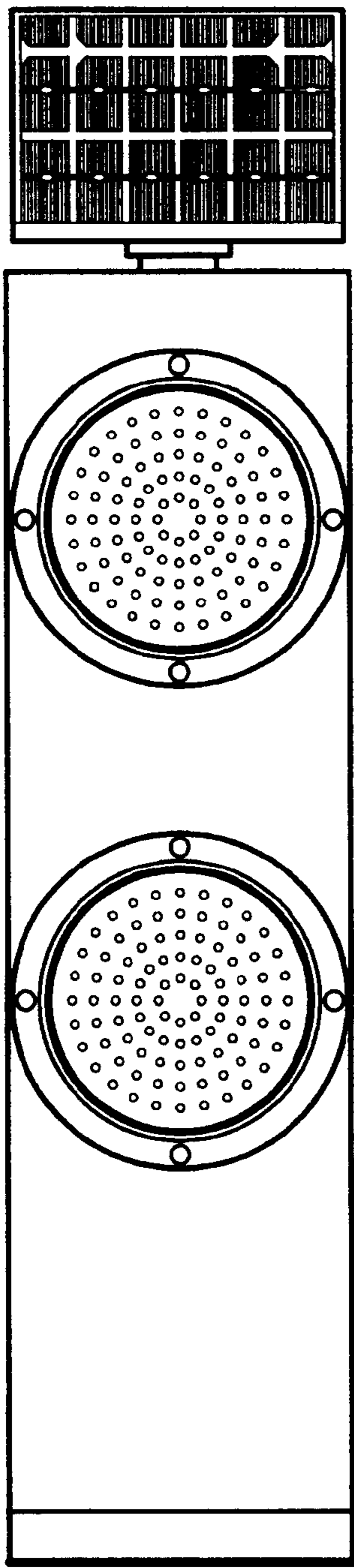


FIG. 2




FIG. 3




FIG. 4




FIG. 5

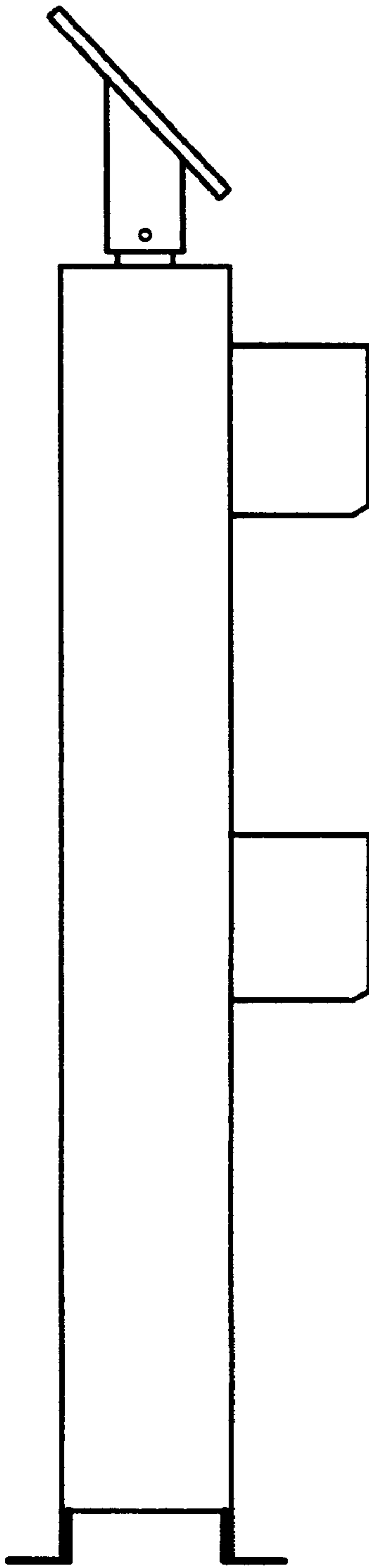


FIG. 6

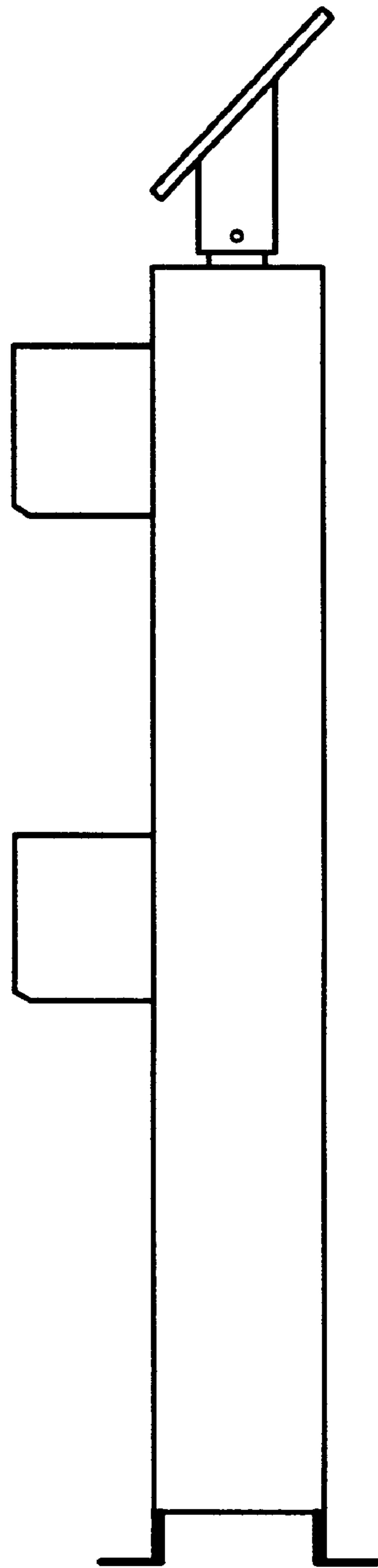


FIG. 7