



US00D438797S

(12) **United States Design Patent**  
**Bozlee**

(10) **Patent No.:** **US D438,797 S**

(45) **Date of Patent:** **\*\* Mar. 13, 2001**

(54) **HANDLE**

(75) **Inventor:** **Martin R. Bozlee**, San Diego, CA (US)

(73) **Assignee:** **Grabb-It Inc.**, Oceanside, CA (US)

(\*\*) **Term:** **14 Years**

(21) **Appl. No.:** **29/117,834**

(22) **Filed:** **Jan. 31, 2000**

**Related U.S. Application Data**

(62) Division of application No. 29/103,360, filed on Apr. 13, 1999.

(51) **LOC (7) Cl.** ..... **09-07**

(52) **U.S. Cl.** ..... **D9/434**

(58) **Field of Search** ..... D3/277, 281-2, D3/290-1, 299, 308-309, 312, 318, 328, 323; D8/356, 300, 321, 322; D9/434, 443; 190/116-117; 224/267, 901, 901.4, 929; 294/137, 149, 156, 171; D6/480; D21/803

(56) **References Cited**

**U.S. PATENT DOCUMENTS**

D. 317,246	*	6/1991	Driscoll	.....	D9/434
D. 363,876	*	11/1995	Morissette	.....	D3/328 X
2,274,605	*	2/1942	Hoffmeister	.....	D8/322
4,796,940		1/1989	Rimland	.....	294/171
5,005,891		4/1991	Lunsford	.....	294/171
5,257,845	*	11/1993	McConnell	.....	294/137 X
5,487,582	*	1/1996	Bourgeois et al.	.....	294/171
5,658,029		8/1997	Franko	.....	294/171
5,803,522		9/1998	Lisbon	.....	294/171

5,865,494	*	2/1999	Tipp	.....	294/137
5,881,432		3/1999	Good	.....	16/114
5,992,803		11/1999	LeRoux	.....	248/100
5,996,180		12/1999	Eisenzopf	.....	16/406

**FOREIGN PATENT DOCUMENTS**

196775	*	3/1958	(AT)	.....	294/171
2051019	*	9/1991	(CA)	.....	294/171
2147800	*	5/1985	(GB)	.....	294/171

\* cited by examiner

*Primary Examiner*—Louis S. Zarfes

*Assistant Examiner*—Robert A. Delehanty

(74) *Attorney, Agent, or Firm*—Kilpatrick Stockton LLP; John S. Pratt, Esq.; Kyle M. Globerman, Esq.

(57) **CLAIM**

The ornamental design for a handle, as shown and described.

**DESCRIPTION**

FIG. 1 is a perspective view of the handle showing my new design, shown in use in a folded condition and coupled to a plastic bag.

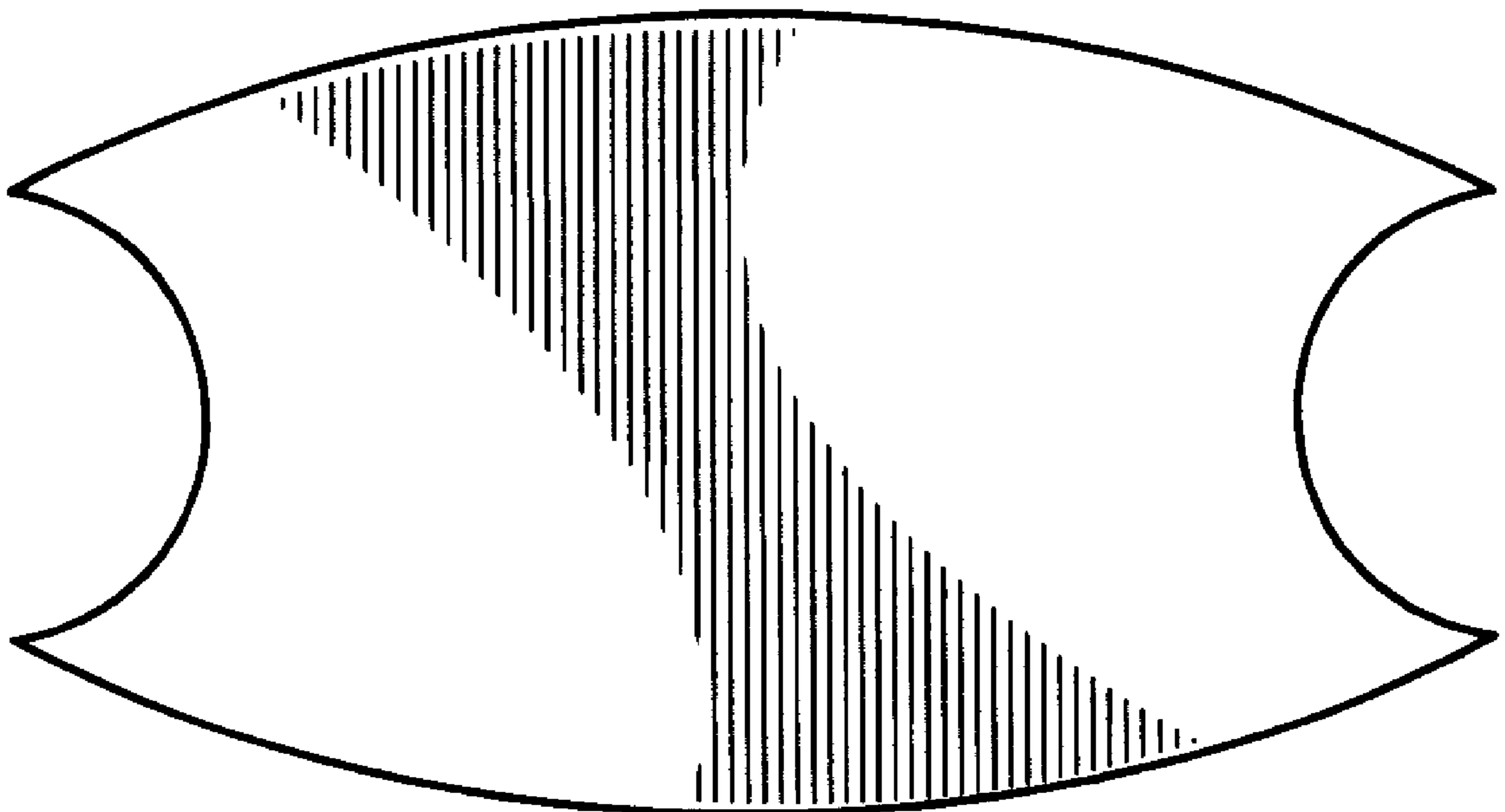
FIG. 2 is an enlarged front view thereof, the rear view being the same.


FIG. 3 is an enlarged right side view thereof, the left side view being the same; and,

FIG. 4 is an enlarged top view of the handle in unfolded condition, the bottom view being the same.

The broken lines in the FIG. 1 shows environmental features which are for illustrative purposes only and form no part of the claimed design.

**1 Claim, 1 Drawing Sheet**



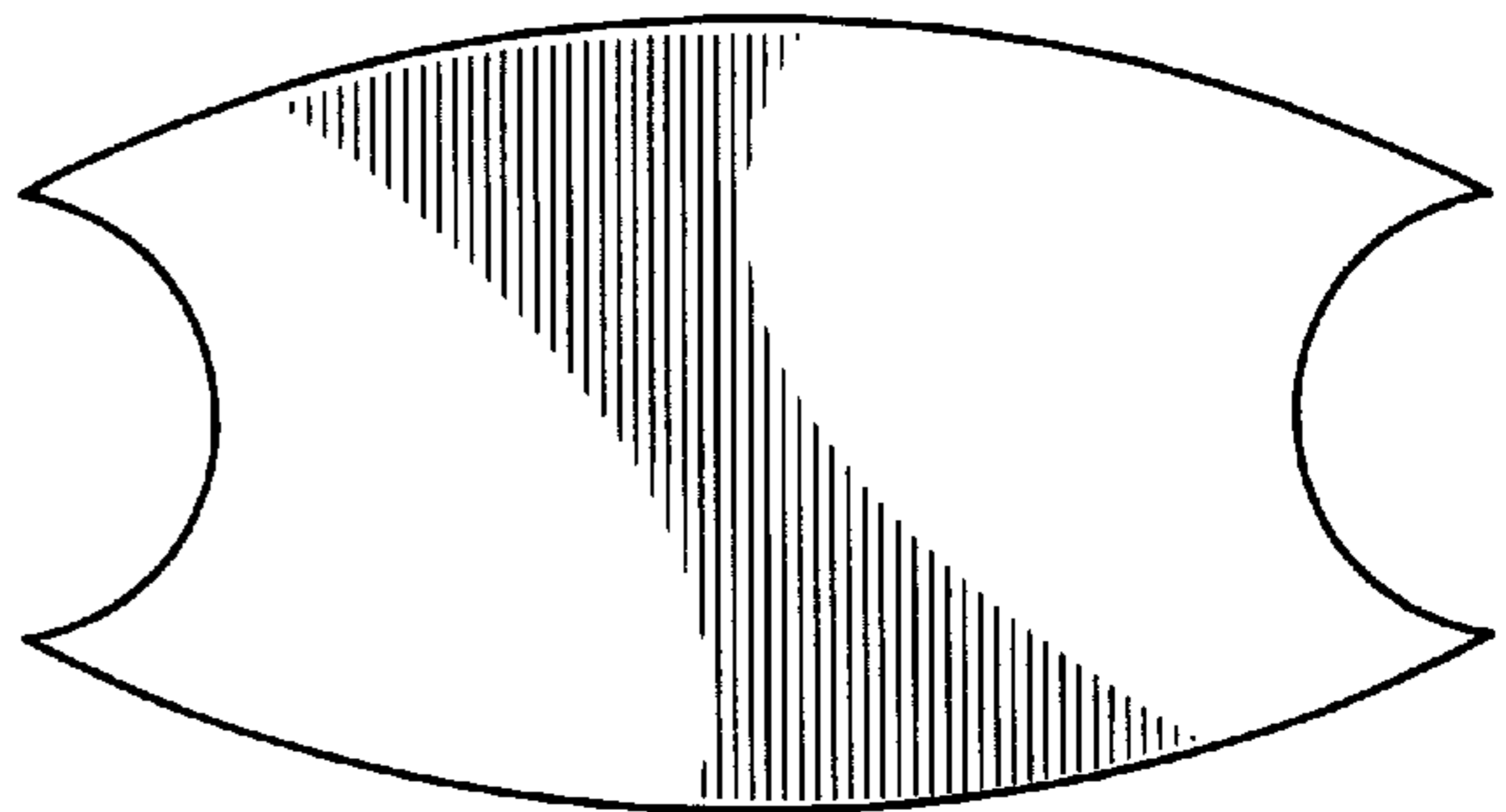


**Fig. 1**



**Fig. 2**

**Fig. 3**



**Fig. 4**