



US00D438793S

(12) **United States Design Patent**  
**Croft**

(10) **Patent No.:** **US D438,793 S**

(45) **Date of Patent:** **\*\* Mar. 13, 2001**

(54) **PACKAGE FOR INDIVIDUAL PRODUCT PACKAGES**

(76) **Inventor:** **Douglas E. Croft**, 724 Pleasant La.,  
Glenview, IL (US) 60025

(\*\*) **Term:** **14 Years**

(21) **Appl. No.:** **29/118,828**

(22) **Filed:** **Feb. 17, 2000**

(51) **LOC (7) Cl.** ..... **09-03**

(52) **U.S. Cl.** ..... **D9/415**

(58) **Field of Search** ..... D9/415, 418, 341,  
D9/305, 337; 206/461-471, 806, 495, 216

(56) **References Cited**

**U.S. PATENT DOCUMENTS**

D. 241,720	*	10/1976	Samsing	.....	D9/415
D. 319,176	*	8/1991	Sherman	.....	D9/415
D. 368,428	*	4/1996	Croft	.....	D9/415
D. 385,488	*	10/1997	Smith et al.	.....	D9/415
D. 387,980	*	12/1997	Snitzer et al.	.....	D9/415
3,870,144	*	3/1975	Hanson	.....	206/806
3,889,871	*	6/1975	White	.....	426/106
5,154,283	*	10/1992	Brown	.....	206/461 X

**OTHER PUBLICATIONS**

Techform Inc, Nov. 1982.\*

Modern Packaging, p. 300, Nov. 1982.\*

\* cited by examiner

*Primary Examiner*—Prabhakar Deshmukh

(74) *Attorney, Agent, or Firm*—Hill & Simpson, PC

(57) **CLAIM**

The ornamental design for a package for individual product packages, as shown and described.

**DESCRIPTION**

FIG. 1 is a perspective view of a package for individual product packages showing my new design.

FIG. 2 is a top plan view thereof.

FIG. 3 is a front elevational view thereof.

FIG. 4 is a rear elevational view thereof.

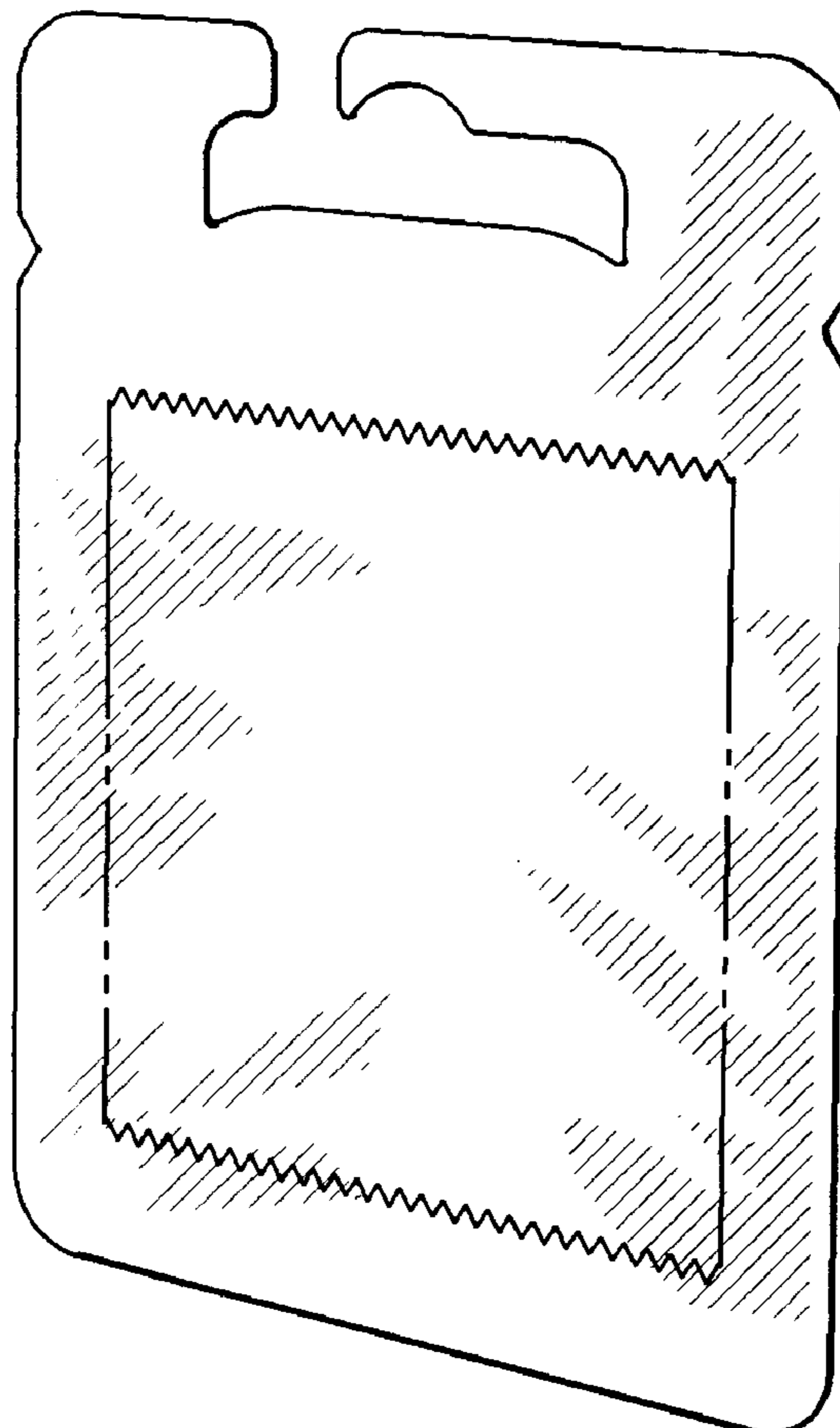
FIG. 5 is a left side elevational view thereof.

FIG. 6 is a right side elevation view thereof; and,

FIG. 7 is a bottom plan view thereof.

The broken line showing of package location is for illustrative purposes only and forms no part of the claim.

**1 Claim, 1 Drawing Sheet**



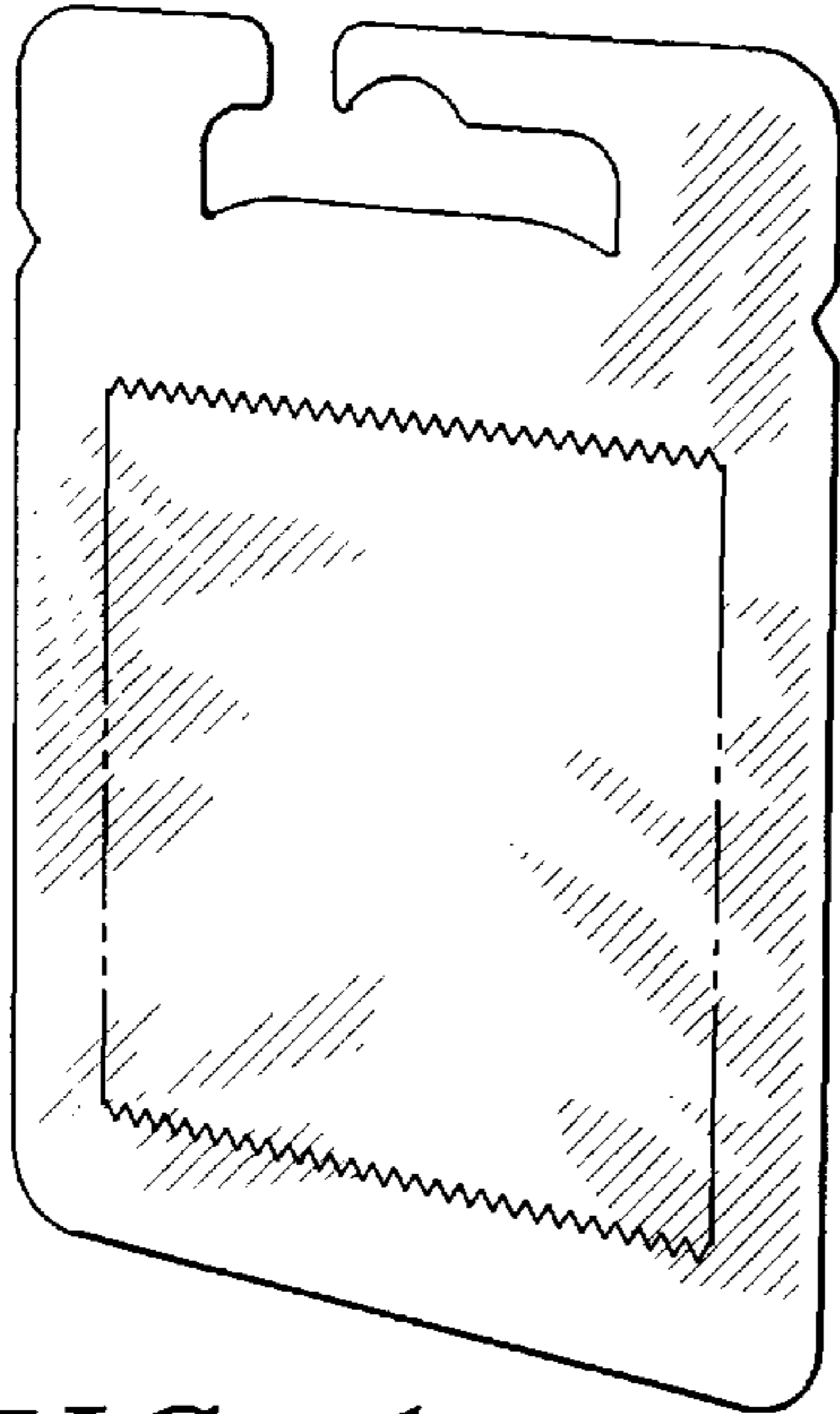


FIG. 1

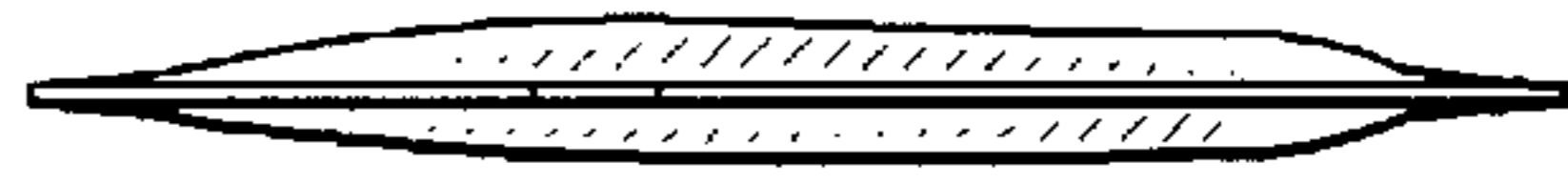


FIG. 2

FIG. 3





FIG. 4



FIG. 5



FIG. 6




FIG. 7