



US00D438789S

(12) **United States Design Patent**
Choe et al.

(10) **Patent No.:** **US D438,789 S**

(45) **Date of Patent:** **** Mar. 13, 2001**

(54) **BOTTLE**

(75) Inventors: **Meesook Choe**, West Orange; **Helen Kim**, Lincoln Park, both of NJ (US);
Toni Laspina, New York, NY (US)

(73) Assignee: **L'Oreal S.A.**, Paris (FR)

(**) Term: **14 Years**

(21) Appl. No.: **29/111,468**

(22) Filed: **Sep. 27, 1999**

(51) **LOC (7) Cl.** **09-01**

(52) **U.S. Cl.** **D9/338; D9/552; D28/20**

(58) **Field of Search** D28/7, 5, 10, 20,
D28/76; D9/337, 338, 500-504, 520, 552,
565; D7/529, 590, 591; 132/207, 208, 212,
270, 286, 320, 333; 401/126, 183; 215/228,
DIG. 8, 382, 247, 250, 271, 378; 222/206,
207, 212, 213, 215, 541.2, 460, 568; 206/219,
221, 222, 581

(56) **References Cited**

U.S. PATENT DOCUMENTS

D. 65,589	*	9/1924	Mae	D9/537
D. 91,071	*	11/1933	Jacobsohn	D9/307
D. 110,354	*	7/1938	Fuerst	D9/560
D. 140,741	*	4/1945	Serra	D9/550
D. 148,047	*	12/1947	Burger	D9/558
D. 221,210	*	7/1971	Weiner	D9/552
D. 313,087	*	12/1990	Bloom	D28/20
D. 324,331	*	3/1992	Schmidt	D9/516

D. 386,401	*	11/1997	Prestia et al.	D9/332
4,044,724	*	8/1977	Merchill	132/112 X
4,875,577	*	10/1989	Hildebrandt et al.	206/219

OTHER PUBLICATIONS

- Photograph of a Redken bottle.
- Photograph of a Clariol bottle.
- Photograph of a Clairol bottle.
- Photograph of a Clairol Logics bottle.
- Photograph of a Revlon bottle.
- Photograph of a Joico bottle.
- Photograph of a Farouk bottle.

* cited by examiner

Primary Examiner—Catherine Tuttle

(74) *Attorney, Agent, or Firm*—Baker Botts L.L.P.

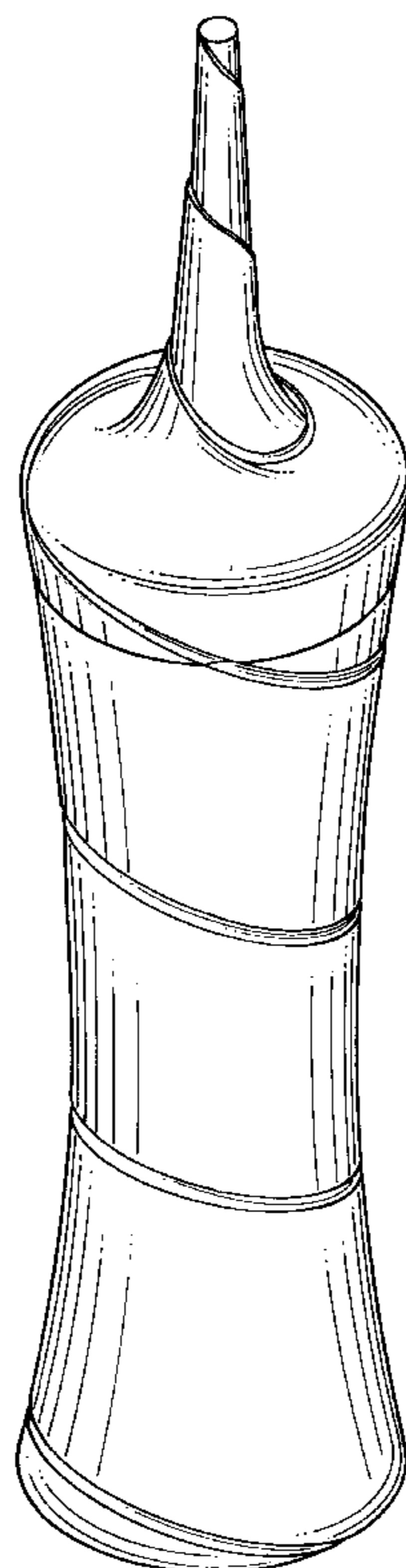
(57) **CLAIM**

The ornamental design for a bottle, as shown and described.

DESCRIPTION

FIG. 1 is a three-dimensional perspective view of the bottle of the present invention;
 FIG. 2 is a front view of the bottle of the present invention;
 FIG. 3 is a top view of the bottle of the present invention;
 FIG. 4 is a back view of the bottle of the present invention;
 and,
 FIG. 5 is a bottom view of the bottle of the present invention.
 The unshaded area inside the rectangular outline in FIG. 4 forms no part of the claimed design.

1 Claim, 3 Drawing Sheets



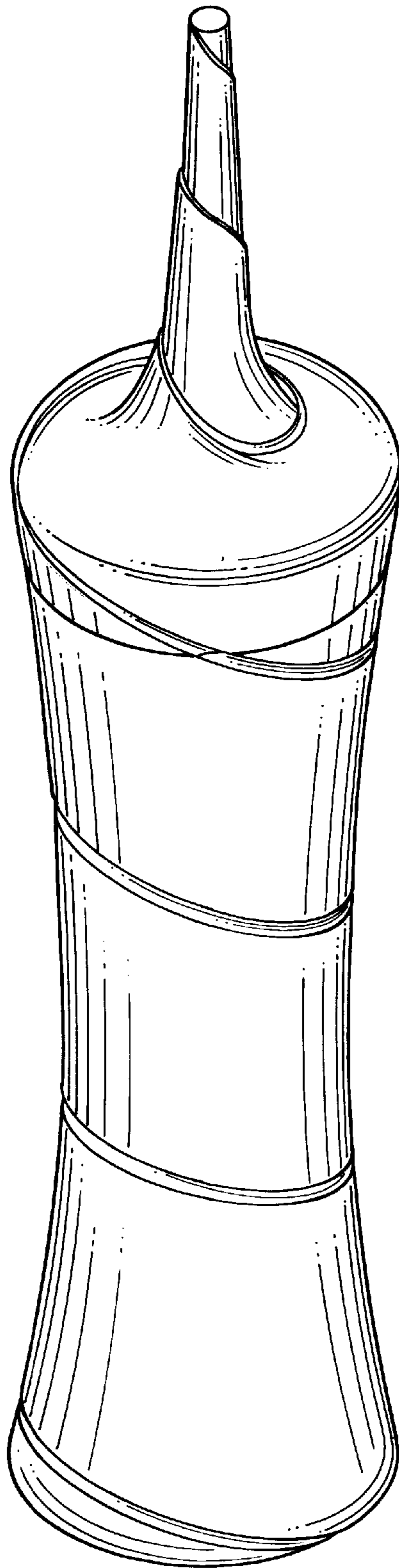


FIG. 1

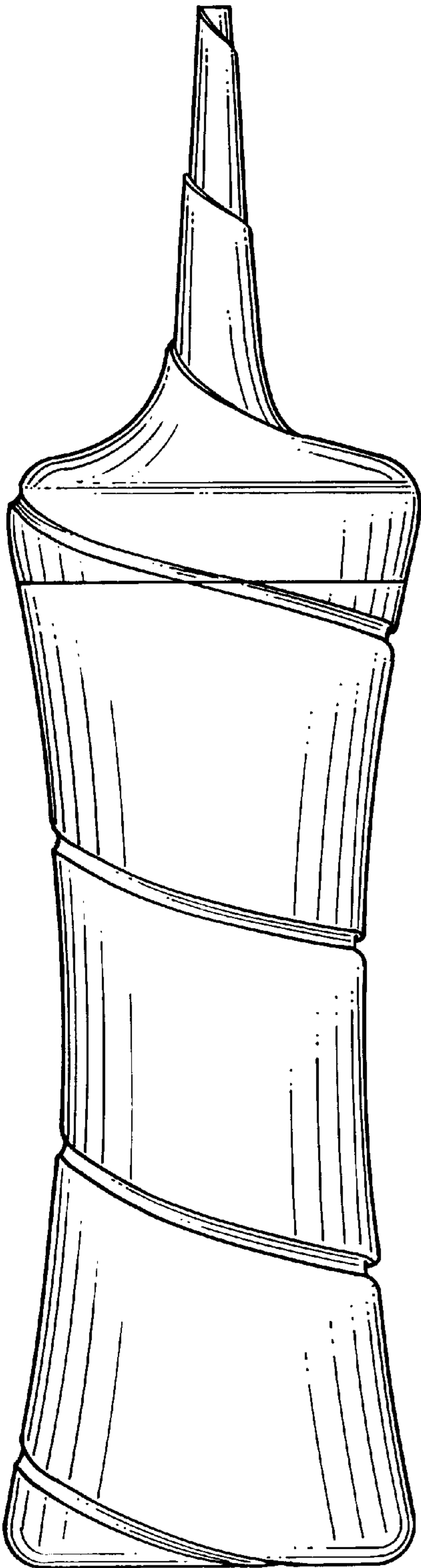


FIG. 2

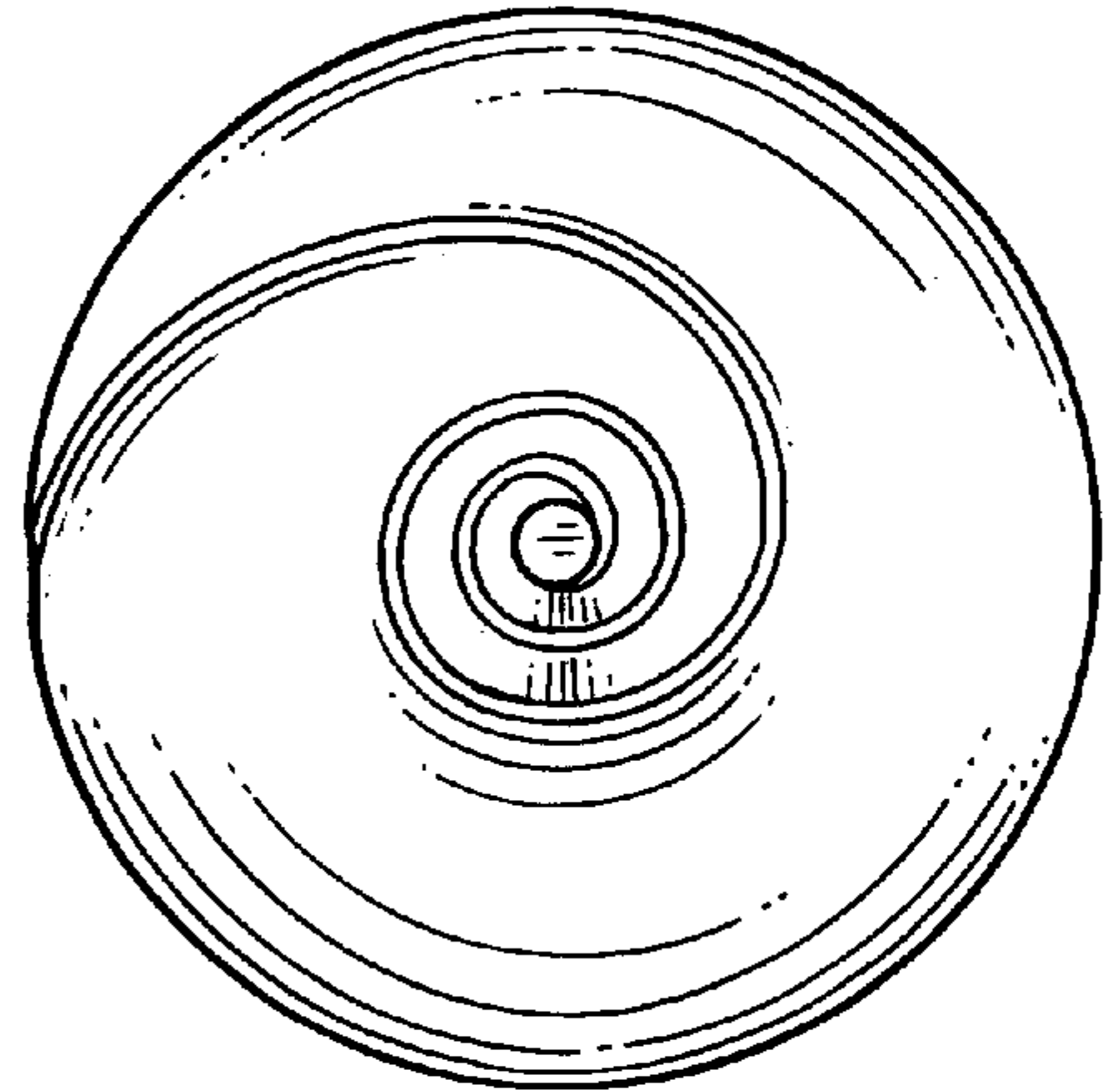


FIG. 3

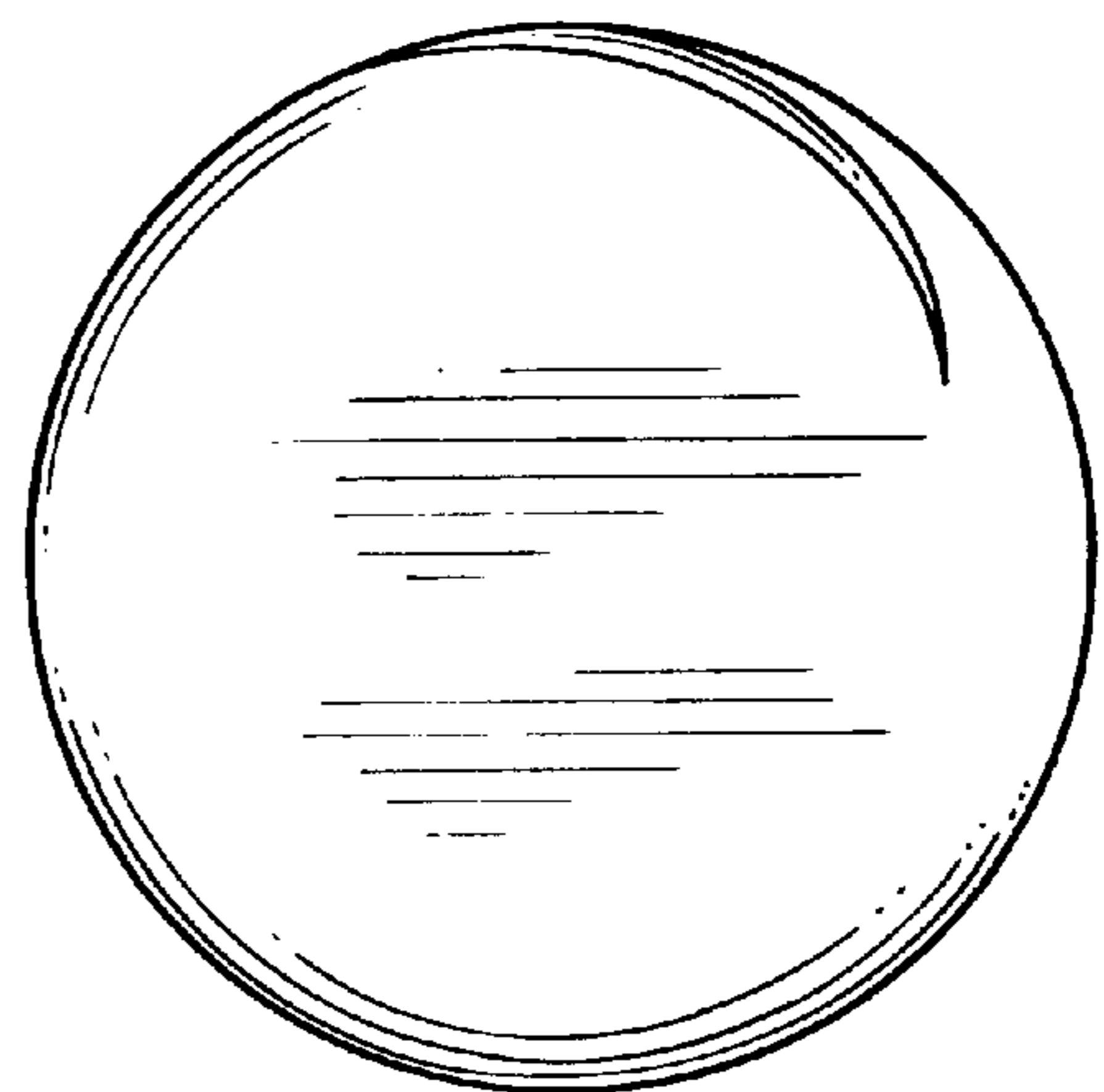


FIG. 5

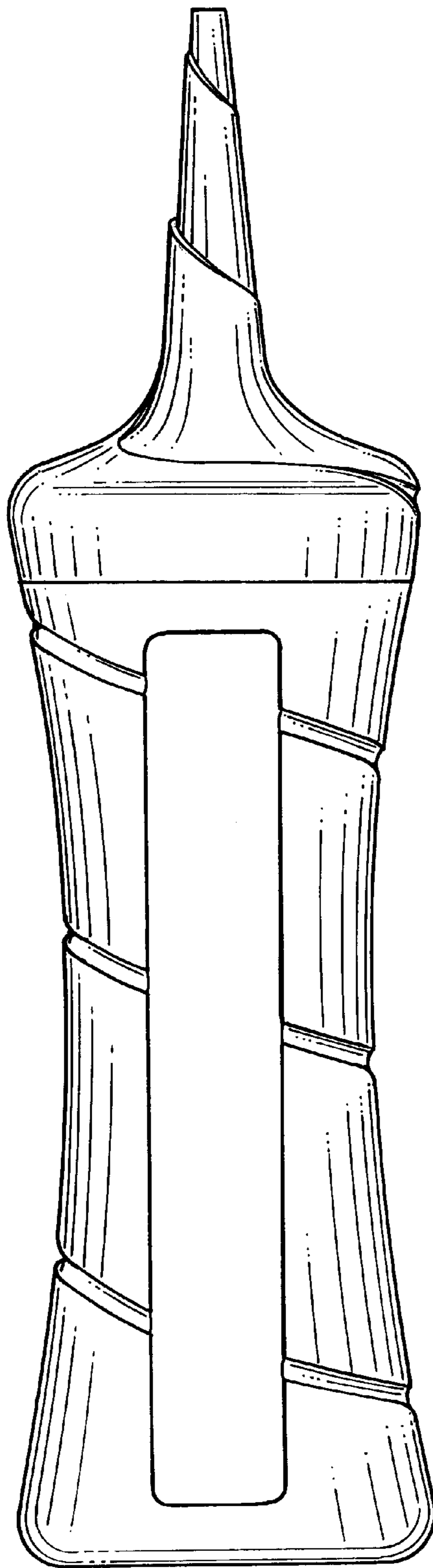


FIG. 4