



US00D438778S

(12) **United States Design Patent**
Ribe

(10) **Patent No.:** **US D438,778 S**

(45) **Date of Patent:** **** Mar. 13, 2001**

(54) **SHELF-FIXING BRACKET**

5,308,033 * 5/1994 Neely, Jr. 248/231.8

(75) Inventor: **Charles Ribe**, Hirson (FR)

* cited by examiner

(73) Assignee: **Posso Systems, Societe Anonyme**,
Fourmies (FR)

Primary Examiner—Holly Baynham

(74) *Attorney, Agent, or Firm*—Harrison & Egbert

(**) Term: **14 Years**

(57) **CLAIM**

(21) Appl. No.: **29/125,741**

I claim the ornamental design for a shelf-fixing bracket, as shown and described.

(22) Filed: **Jun. 30, 2000**

DESCRIPTION

(51) **LOC (7) Cl.** **08-05**

FIG. 1 is a side view of the shelf-fixing bracket showing my design; the opposite side view being a mirror image thereof.

(52) **U.S. Cl.** **D8/354**

FIG. 2 is a front view thereof;

(58) **Field of Search** D8/349, 354, 394-396,
D8/380; 248/300, 68.1, 72, 74.2, 231.8

FIG. 3 is a back view thereof;

FIG. 4 is a top view thereof;

(56) **References Cited**

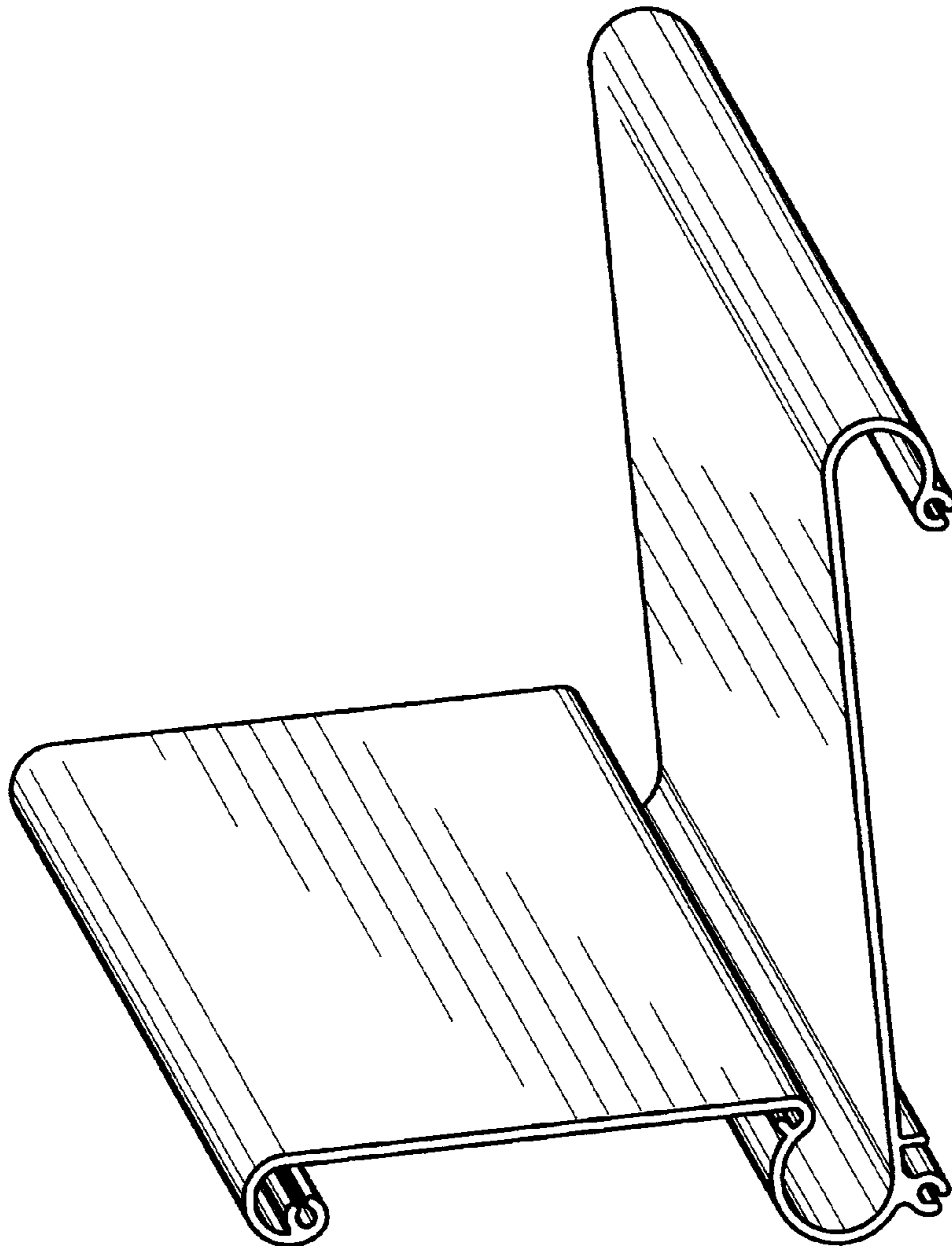
FIG. 5 is a bottom view thereof; and,

FIG. 6 is an upper perspective view thereof.

U.S. PATENT DOCUMENTS

D. 393,795 * 4/1998 Bernstein D8/373

1 Claim, 3 Drawing Sheets



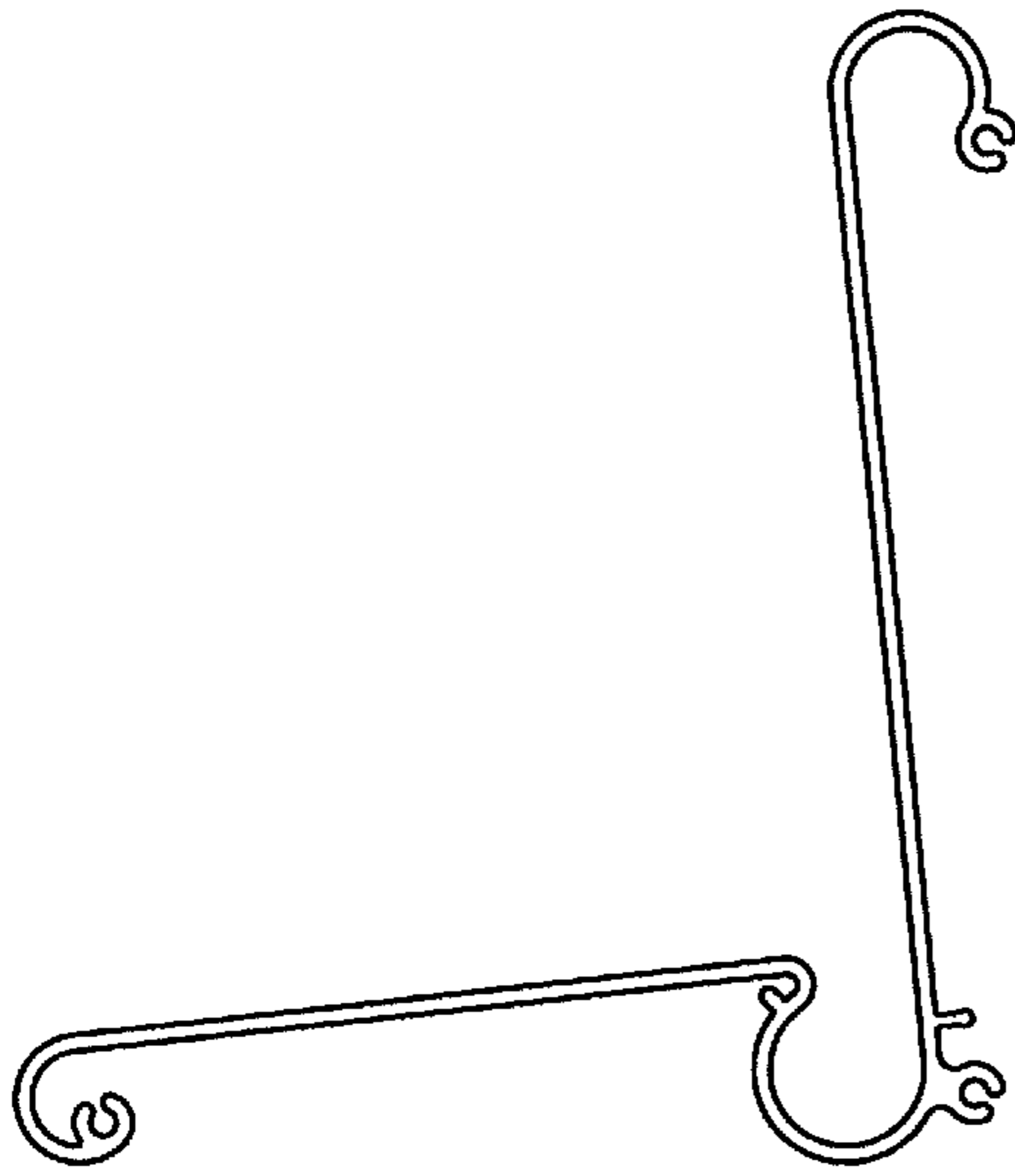


FIG. 1




FIG. 2




FIG. 3




FIG. 4




FIG. 5

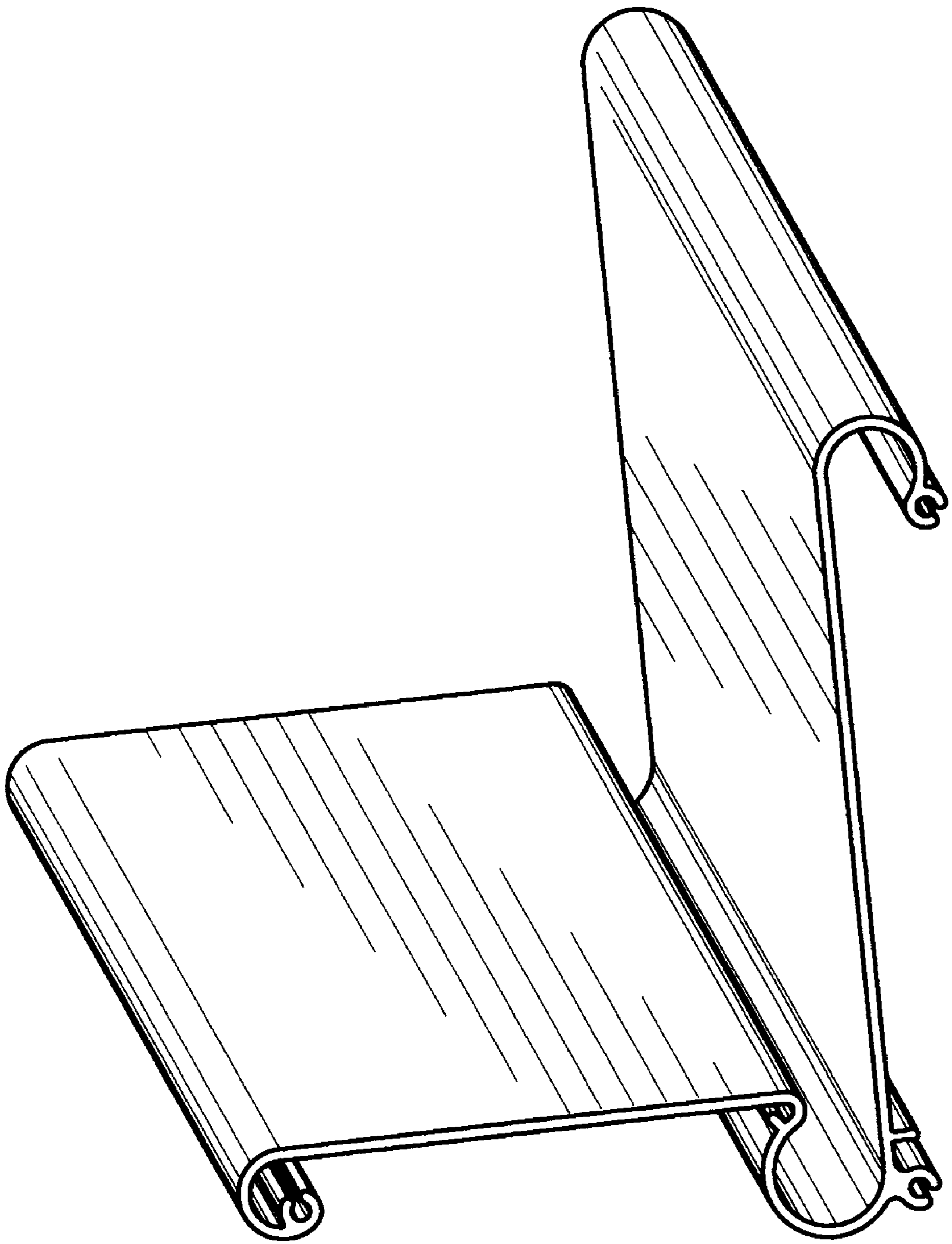


FIG. 6