



US00D438765S

(12) **United States Design Patent**  
**Weir**

(10) **Patent No.:** **US D438,765 S**

(45) **Date of Patent:** **\*\* Mar. 13, 2001**

(54) **PORTABLE COOLER VALVE ACTIVATOR**

4,278,116 \* 7/1981 Opp ..... 141/392  
4,481,411 \* 11/1984 Roth ..... 219/532

(76) Inventor: **James F. Weir**, 4901 Morena Blvd.,  
Suite 1000, San Diego, CA (US) 92117

\* cited by examiner

(\*\*) Term: **14 Years**

*Primary Examiner*—Jeffrey Asch  
(74) *Attorney, Agent, or Firm*—Gary L. Eastman

(21) Appl. No.: **29/117,163**

(57) **CLAIM**

(22) Filed: **Jan. 18, 2000**

The ornamental design for a portable cooler valve activator,  
as shown.

(51) **LOC (7) Cl.** ..... **08-05**

(52) **U.S. Cl.** ..... **D8/17; D8/19**

(58) **Field of Search** ..... D8/14, 16–19,  
D8/21, 28, 29, 33–43, 105; D9/434, 457;  
D3/208, 210, 211; D13/131; 81/176.1, 176.5,  
176.2, 124.2, 125, 119, 3.55, 52

**DESCRIPTION**

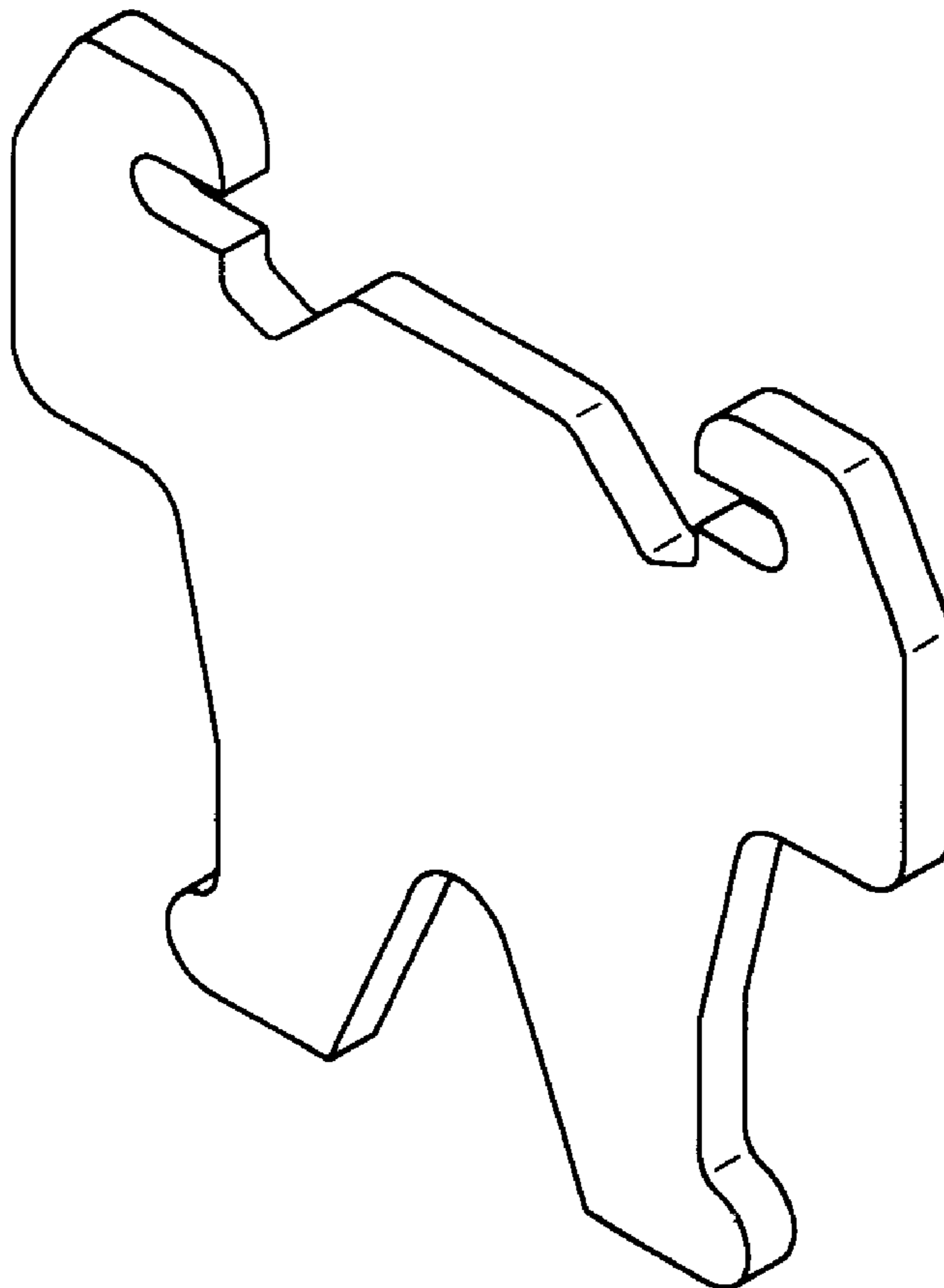
(56) **References Cited**

**U.S. PATENT DOCUMENTS**

- D. 48,550 \* 2/1916 Jacobus ..... D8/18
- D. 175,721 \* 10/1955 Glenn et al. .... D8/21
- D. 214,635 \* 7/1969 Reed ..... D8/17 X
- D. 247,686 \* 4/1978 Desjardins ..... D21/793
- D. 262,285 \* 12/1981 Janning ..... D13/131
- D. 282,449 \* 2/1986 Richardson ..... D10/103
- D. 285,919 \* 9/1986 Sherrill ..... D13/131
- D. 299,205 \* 1/1989 Reese ..... D8/19
- D. 325,169 \* 4/1992 Montoya ..... D9/434

FIG. 1 is a perspective view of a portable cooler valve activator showing my new design;  
 FIG. 2 front plan view of the portable cooler valve activator of the present invention;  
 FIG. 3 is a back plan view of the portable cooler valve activator of the present invention;  
 FIG. 4 is a right side view of the portable cooler valve activator of the present invention;  
 FIG. 5 is a left side view of the portable cooler valve activator of the present invention;  
 FIG. 6 is a top plan view of the portable cooler valve activator of the present invention; and,  
 FIG. 7 is a bottom plan view of the portable cooler valve activator of the present invention.

**1 Claim, 1 Drawing Sheet**



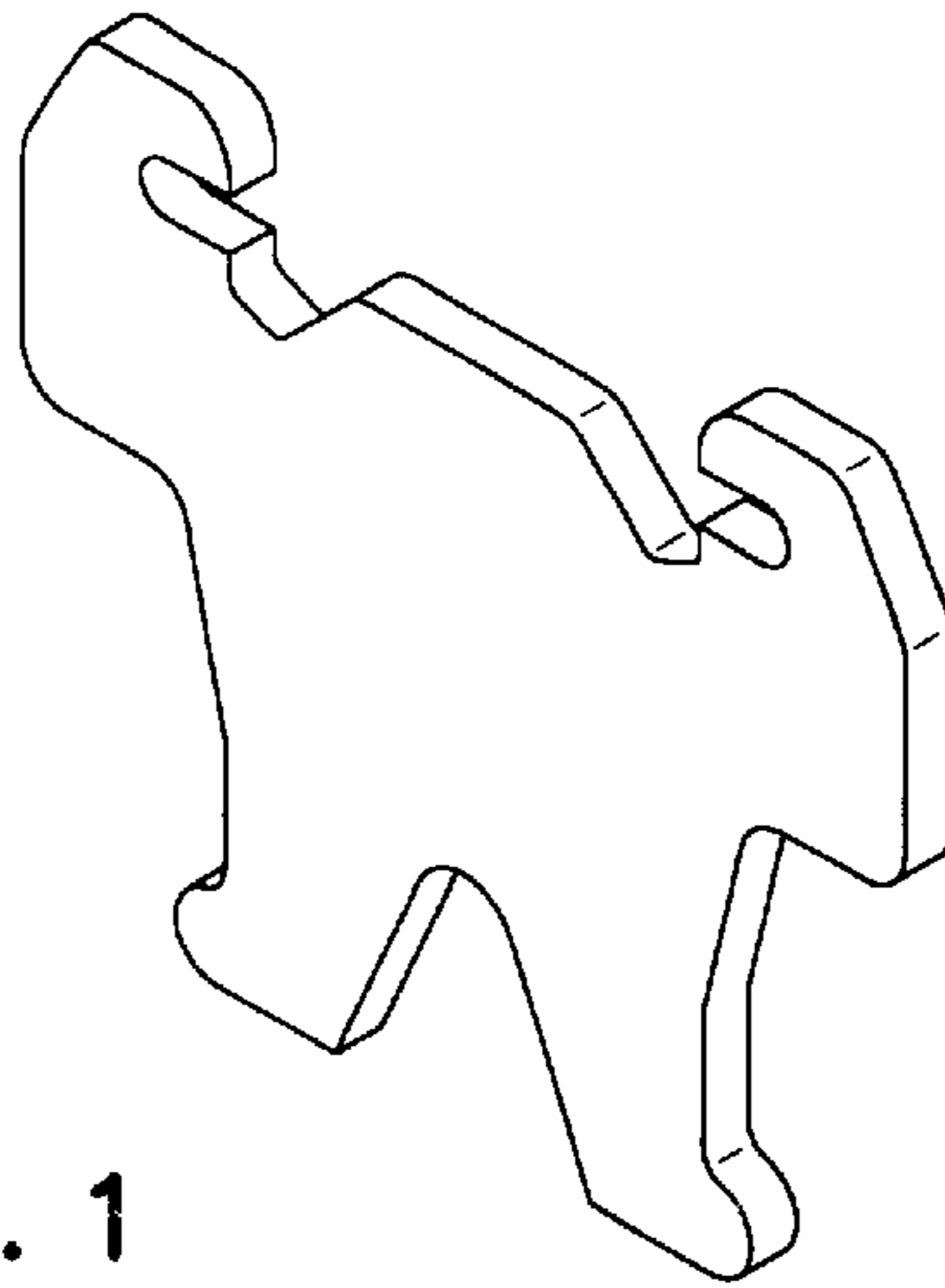


FIG. 1

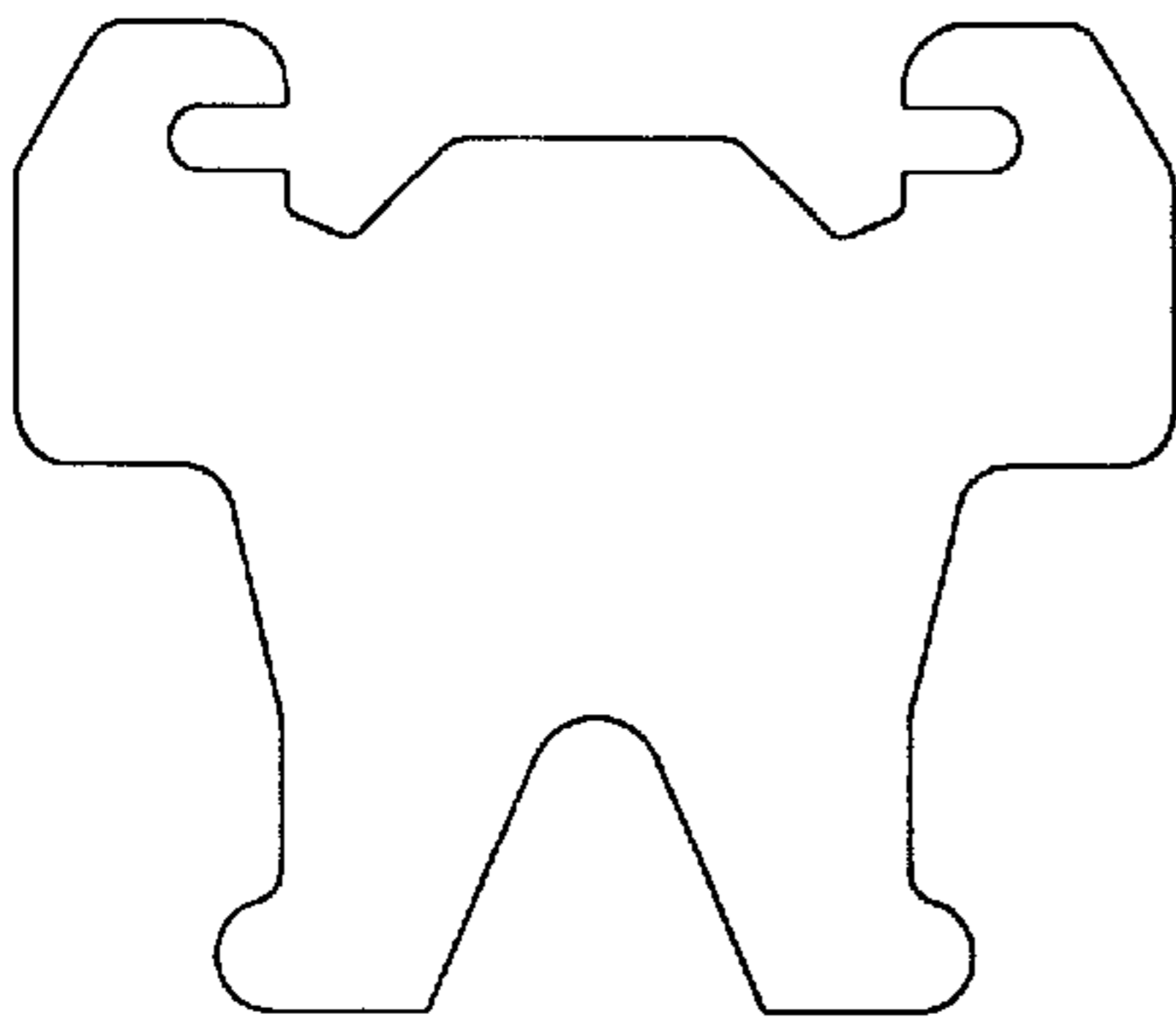


FIG. 2

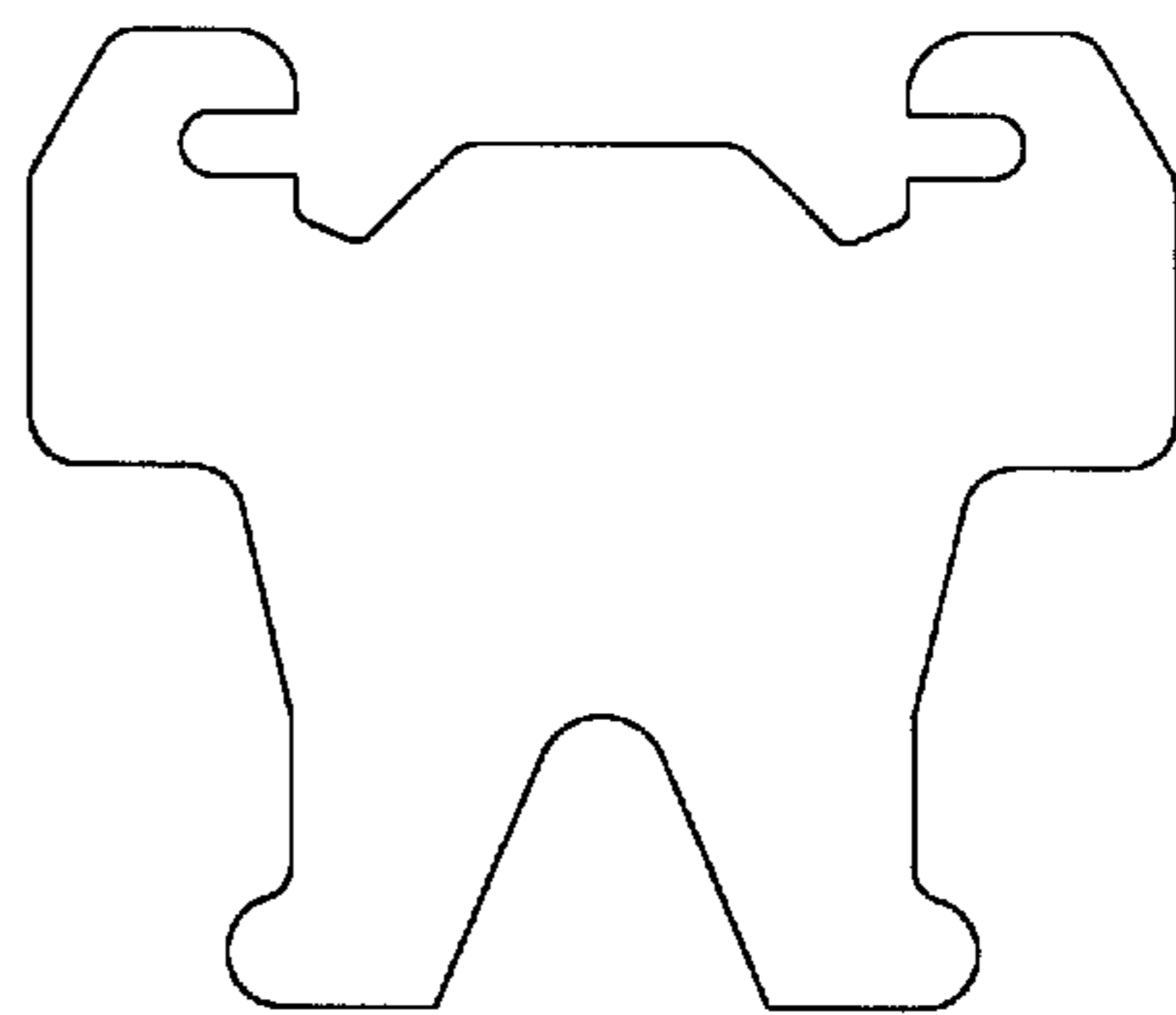


FIG. 3



FIG. 4



FIG. 5

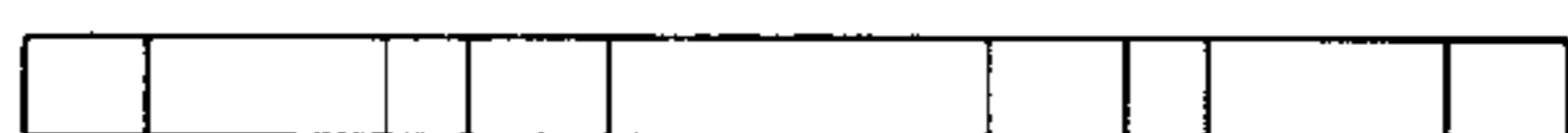


FIG. 6




FIG. 7