



US00D438759S

(12) **United States Design Patent**
Adams

(10) **Patent No.:** **US D438,759 S**

(45) **Date of Patent:** **** Mar. 13, 2001**

(54) **STORAGE TRAY WITH COVER**

5,178,294 1/1993 Hill et al. .
5,607,709 3/1997 Fritz et al. .

(76) Inventor: **Karen Adams**, 802 Maine Ave., Bay Shore, NY (US) 11706

* cited by examiner

(**) Term: **14 Years**

Primary Examiner—Antoine Duval Davis

(21) Appl. No.: **29/121,784**

(57) **CLAIM**

(22) Filed: **Apr. 12, 2000**

The ornamental design for a storage tray with cover, as shown and described.

(51) **LOC (7) Cl.** **07-01**

DESCRIPTION

(52) **U.S. Cl.** **D7/542**

(58) **Field of Search** D7/538, 542, 550.1, D7/552.1, 553.6, 553.7, 554.1, 554.2, 554.4, 601, 602, 396.1, 397; 220/523, 20, 574; 206/45.31, 45.34, 557, 564, 558-567

The nature and intended use of the article being an ornamental design for a storage tray having a cover so that food on the tray may be easily stored.

FIG. 1 is a front elevational view of the storage tray with cover of the present invention, the rear elevational view being a mirror image thereof;

(56) **References Cited**

U.S. PATENT DOCUMENTS

- D. 287,802 1/1987 Daenen .
- D. 288,767 * 3/1987 Minuti D7/542
- D. 290,326 6/1987 Daenen et al. .
- D. 327,201 * 6/1992 Gecchalin D7/542
- 3,565,146 2/1971 Arnolds .
- 4,576,330 3/1986 Schepp .
- 5,046,659 9/1991 Warburton .

FIG. 2 is a left side elevational view of the storage tray with cover of FIG. 1, the right side elevational view being a mirror image thereof;

FIG. 3 is a top plan view of the storage tray with cover of FIG. 1; and,

FIG. 4 is a bottom plan view of the storage tray with cover of FIG. 1.

1 Claim, 3 Drawing Sheets

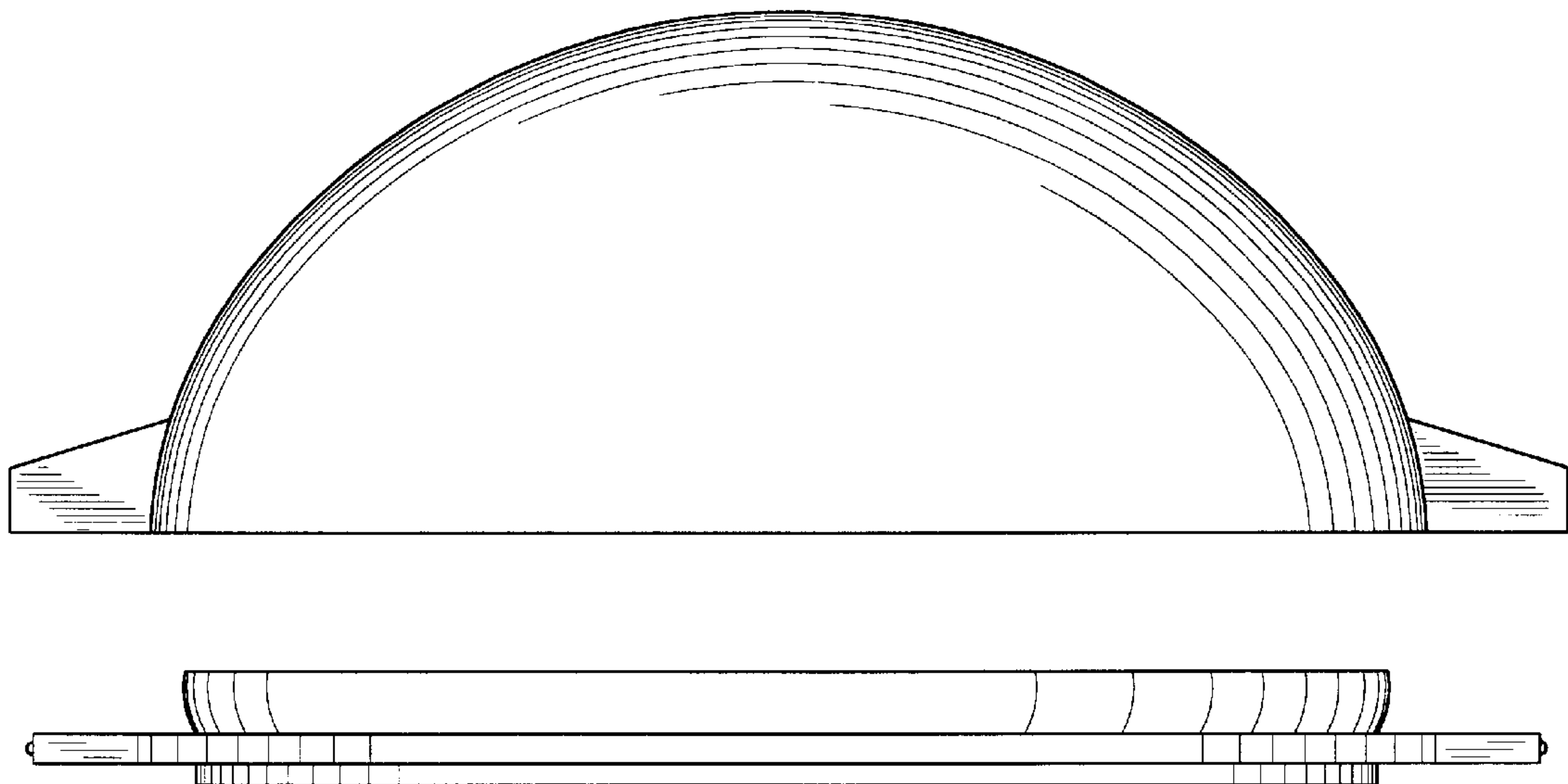


FIG. 1


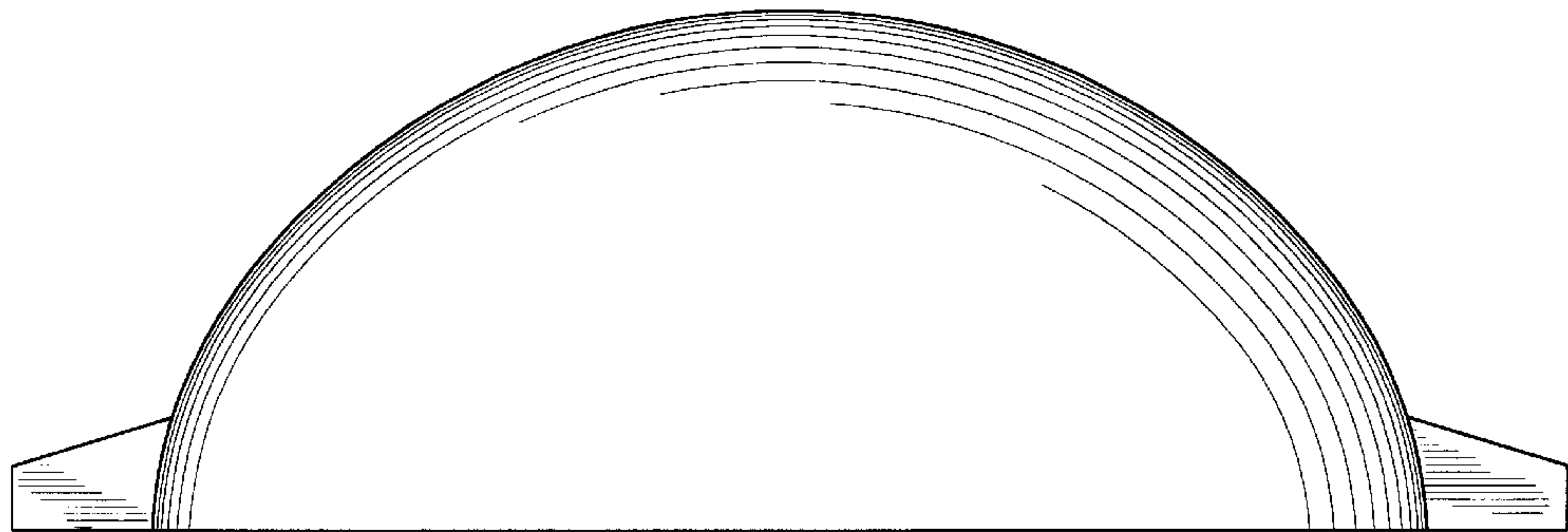


FIG. 2

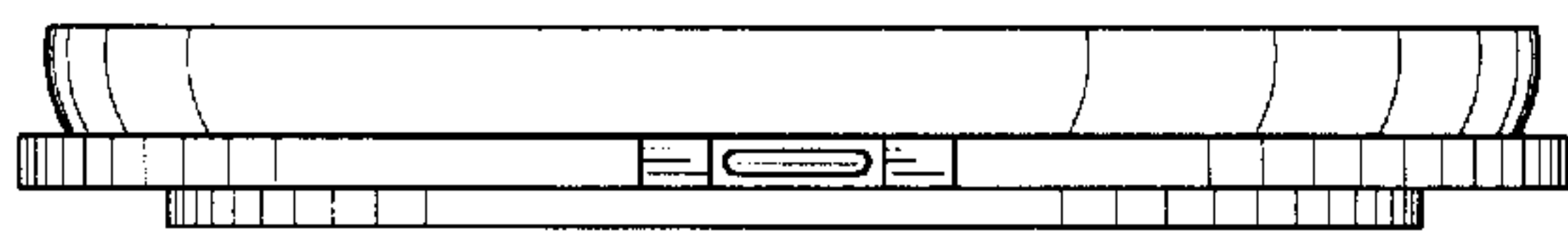
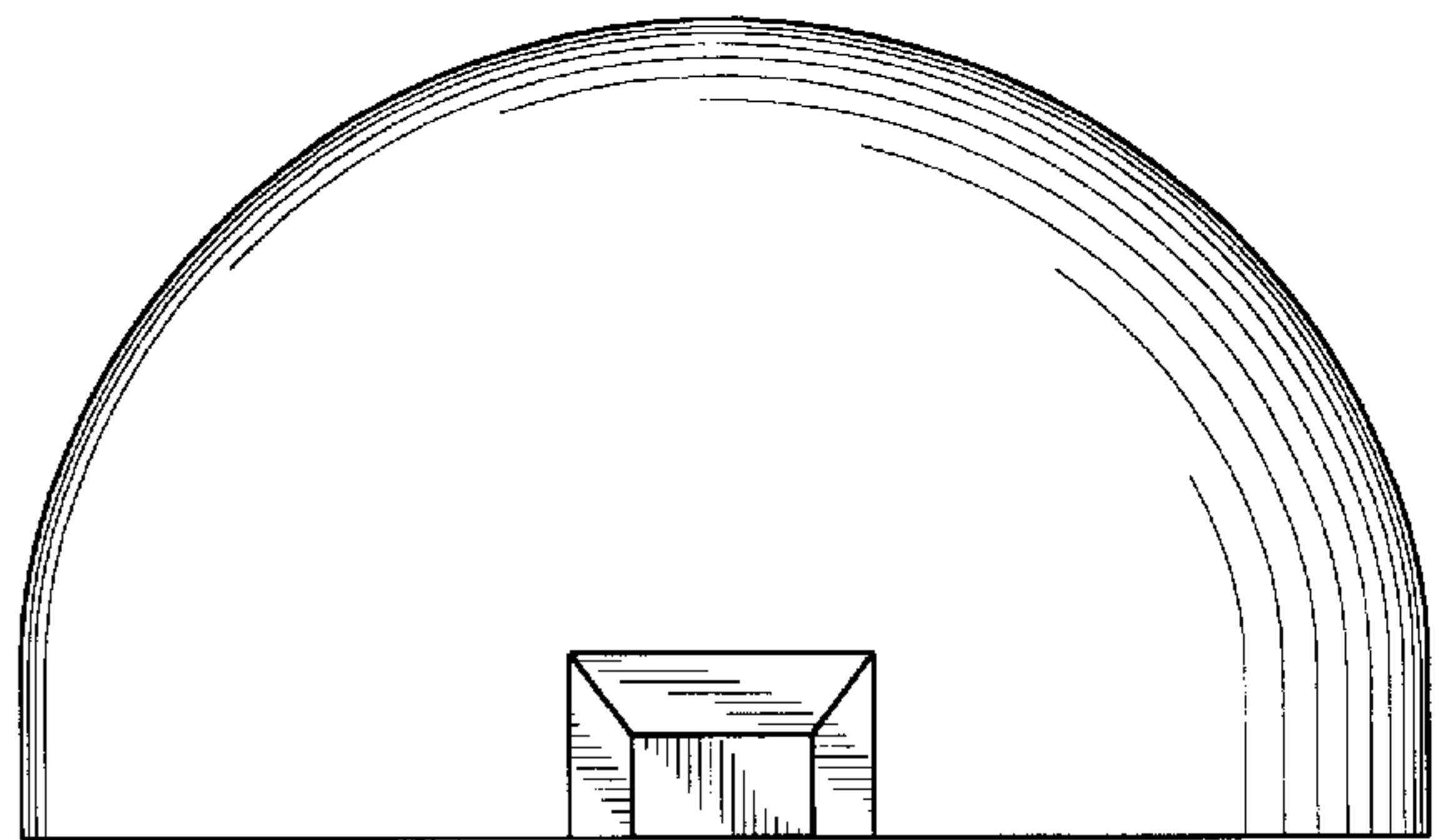


FIG. 3

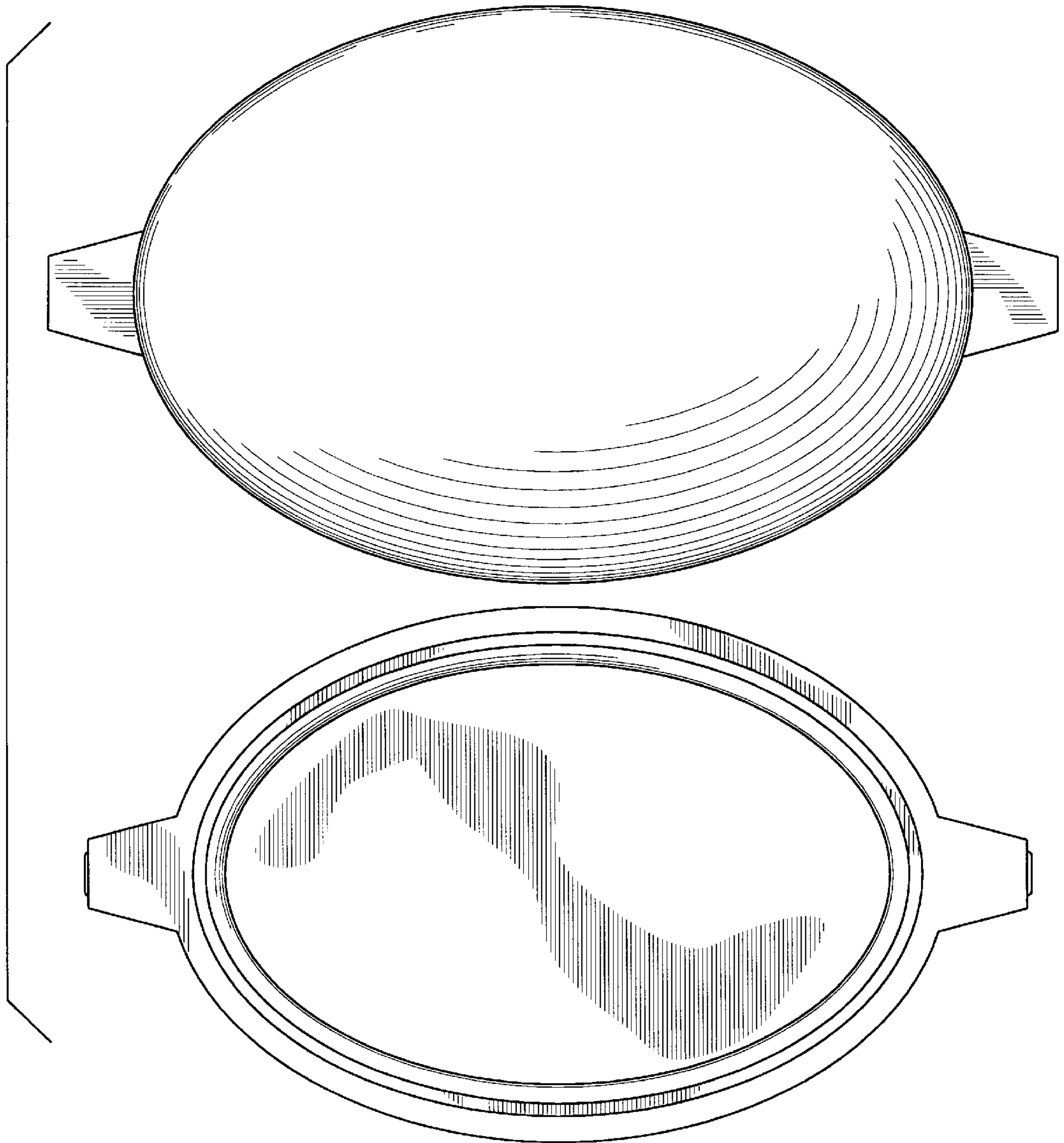


FIG. 4

