



US00D438748S

(12) **United States Design Patent**
Chang

(10) **Patent No.:** **US D438,748 S**

(45) **Date of Patent:** **** Mar. 13, 2001**

(54) **COMPACT DISK BOX**

(76) Inventor: **Kun-Fa Chang**, No. 14, Zen-Shing Rd., Da-Ya Hsiang, Taichung Hsien (TW)

(**) Term: **14 Years**

(21) Appl. No.: **29/124,004**

(22) Filed: **May 30, 2000**

(51) **LOC (7) Cl.** **06-04**

(52) **U.S. Cl.** **D6/632; D6/407**

(58) **Field of Search** D3/201; D6/407, D6/408, 626-635, 124; D14/26, 27; D19/32, 33, 74, 89; D27/340, 360; 40/626, 771, 775, 307; 150/149; 132/312; 206/307.1, 308.1, 308.3, 309, 311, 312, 313, 387.13, 396, 408, 232; 229/67.1, 68.1, 70-72

(56) **References Cited**

U.S. PATENT DOCUMENTS

- D. 387,217 * 12/1997 Lakoski et al. D6/407
- D. 391,437 * 3/1998 Moore et al. D6/634
- D. 401,463 * 11/1998 Cheris et al. D6/634
- D. 414,646 * 10/1999 Ouguergouz D6/634

- D. 430,445 * 9/2000 Pozzoli D6/634
- 3,547,342 * 12/1970 Smith et al. 206/312
- 4,049,120 * 9/1977 Bower 206/396
- 4,387,807 * 6/1983 Rosa 206/312
- 5,429,240 * 7/1995 Biebel et al. 206/455
- 5,676,272 * 10/1997 Baerenwald 220/4.24
- 5,715,938 * 2/1998 Cheris et al. 206/308.1

* cited by examiner

Primary Examiner—Celia Murphy

(74) *Attorney, Agent, or Firm*—Charles E. Baxley

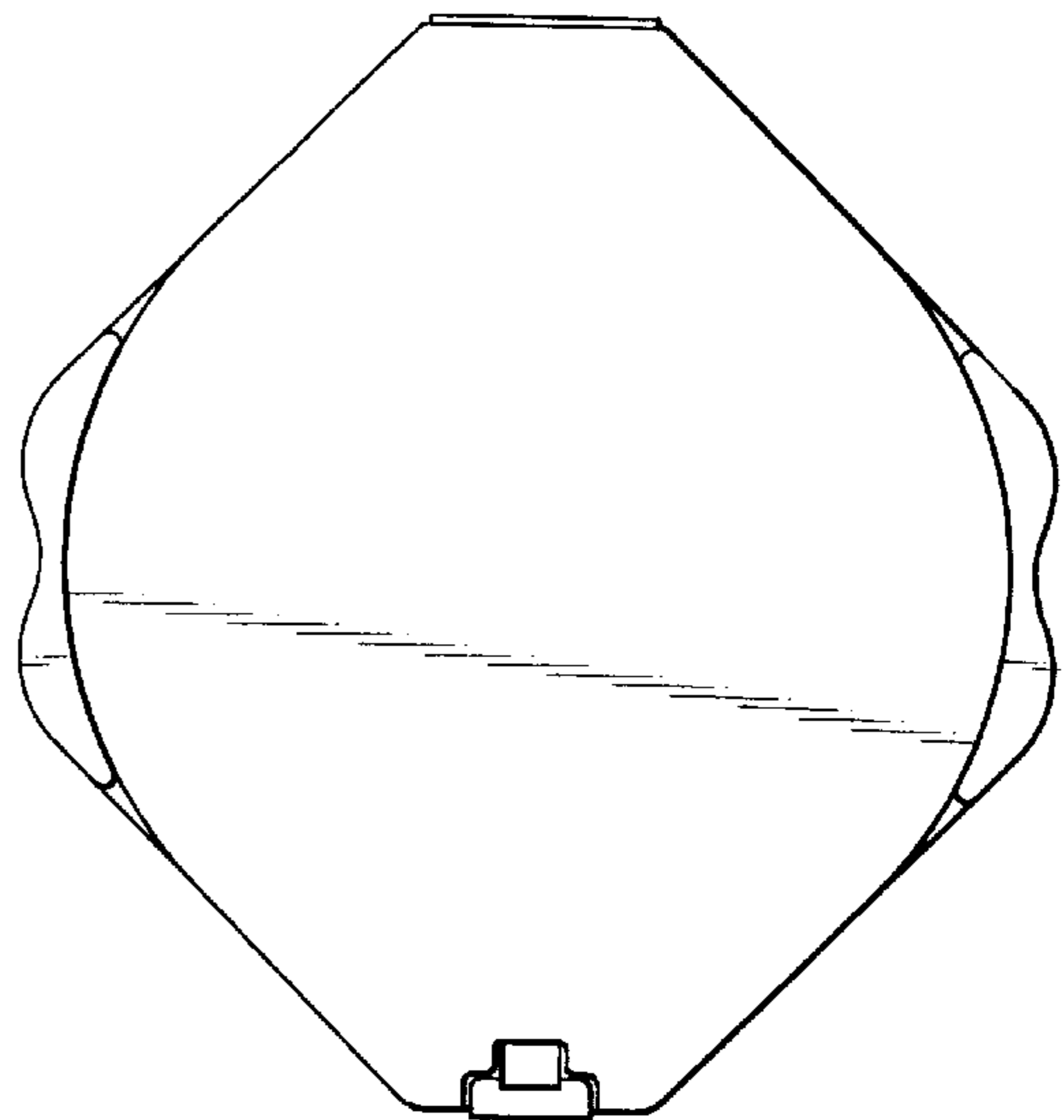
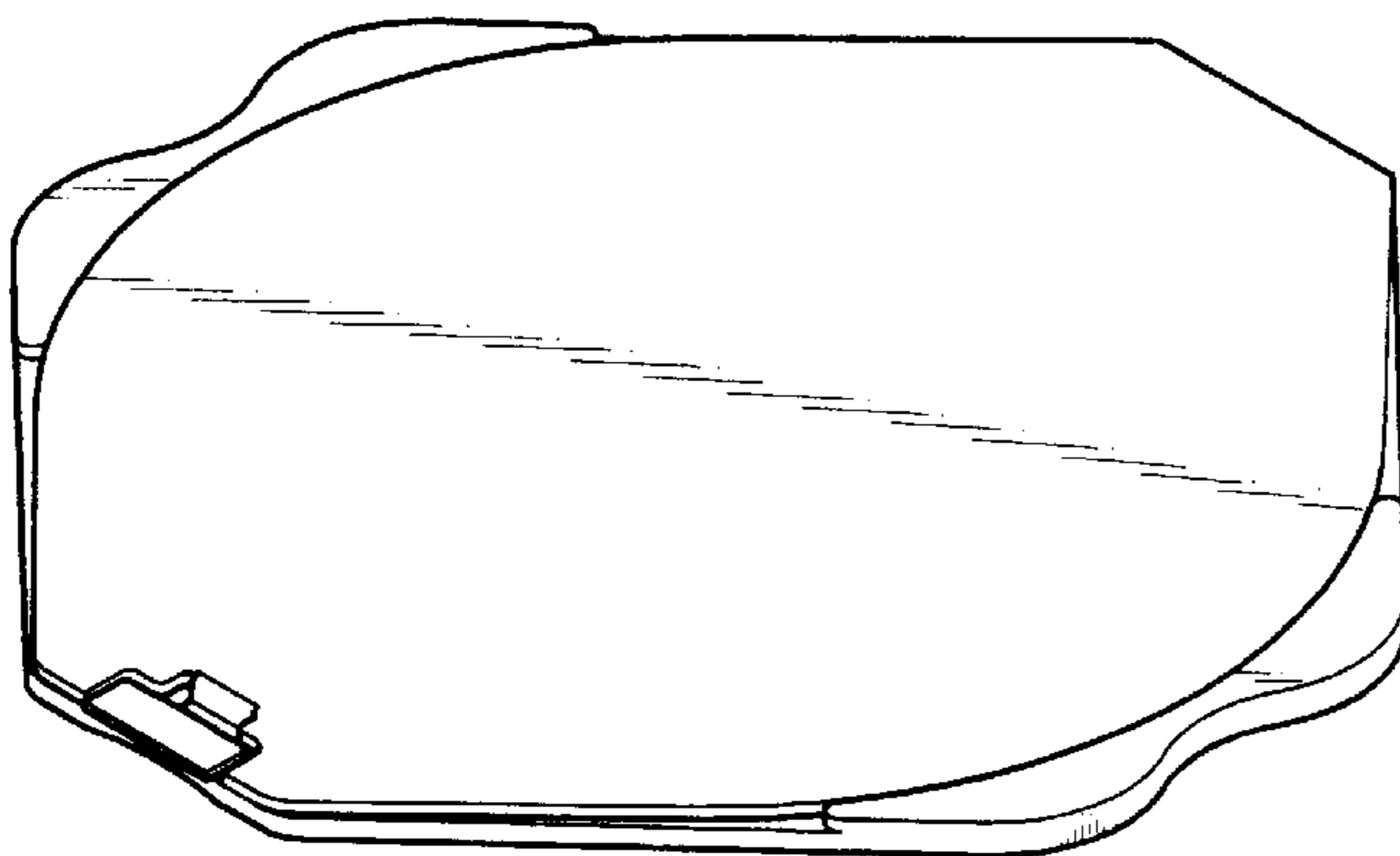
(57) **CLAIM**

The ornamental design for a compact disk box, as shown and described.

DESCRIPTION

FIG. 1 is a perspective view of a compact disk box showing my new design;
 FIG. 2 is a front elevational view thereof;
 FIG. 3 is a rear elevational view thereof;
 FIG. 4 is a left side elevational view thereof; the right side elevational view being a mirror image of that shown;
 FIG. 5 is a top plan view thereof; and,
 FIG. 6 is a bottom plan view thereof.

1 Claim, 4 Drawing Sheets



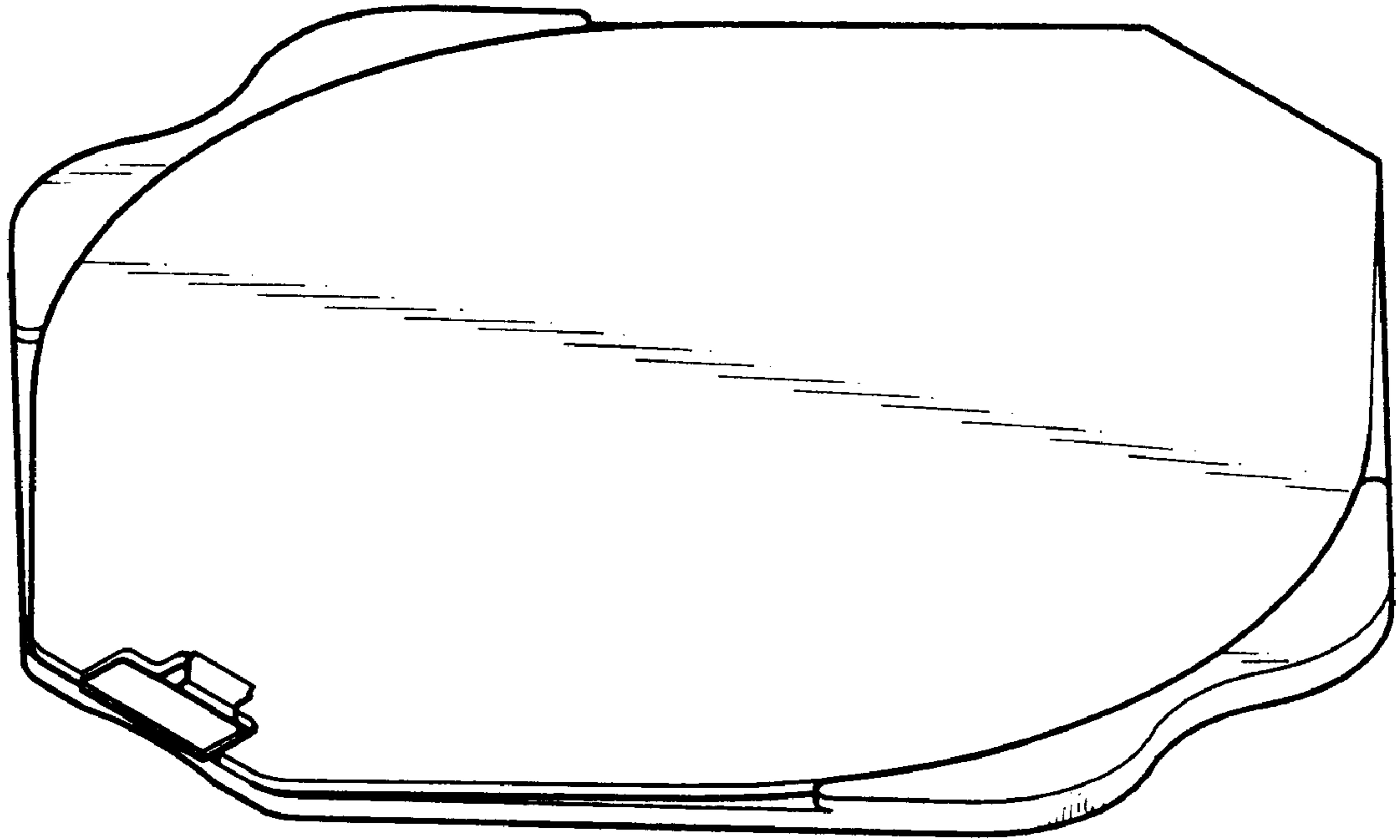


FIG. 1



FIG. 2



FIG. 3

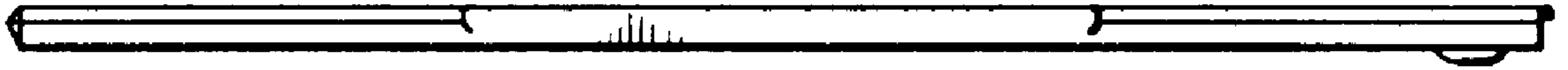


FIG. 4

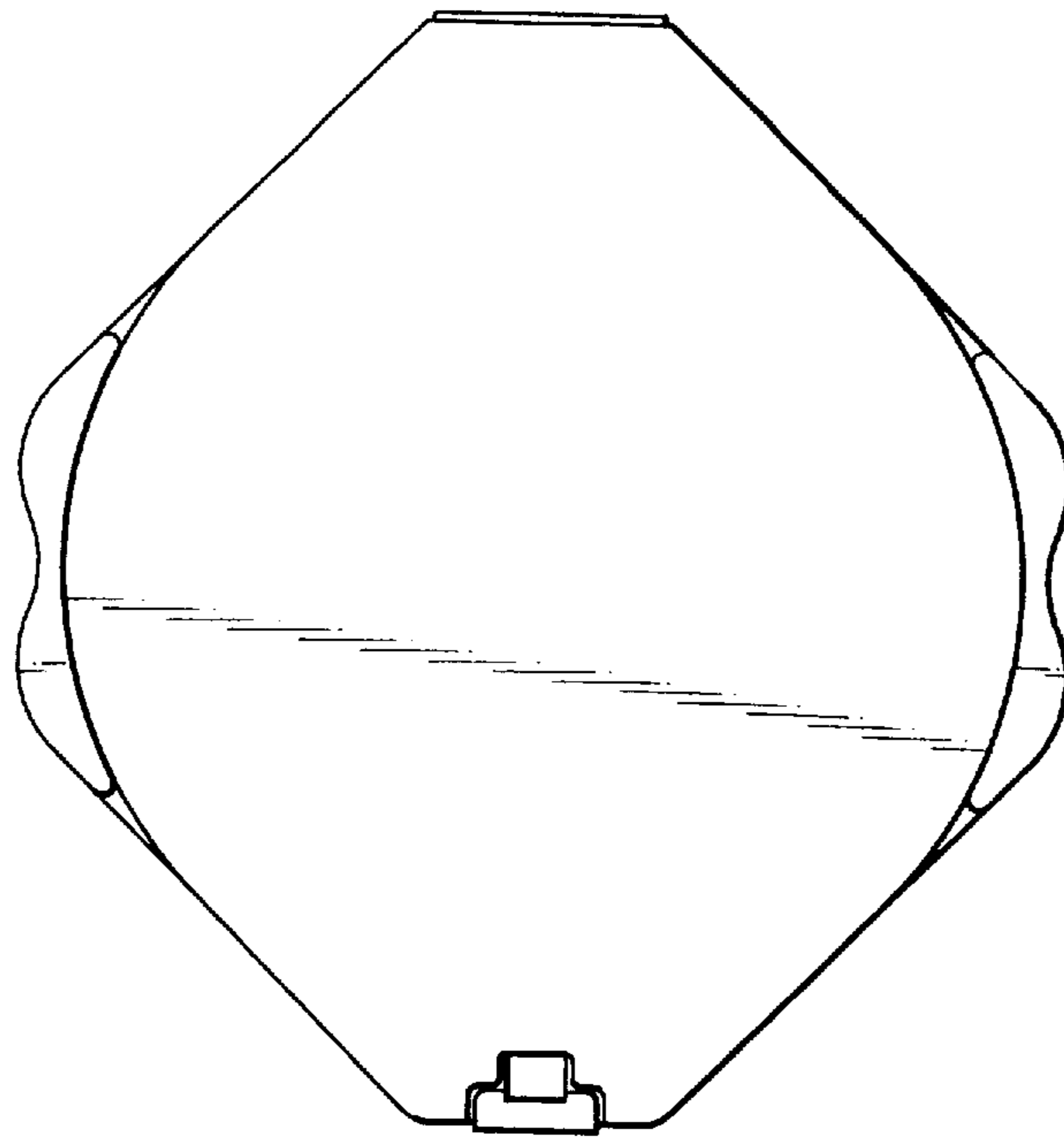


FIG. 5

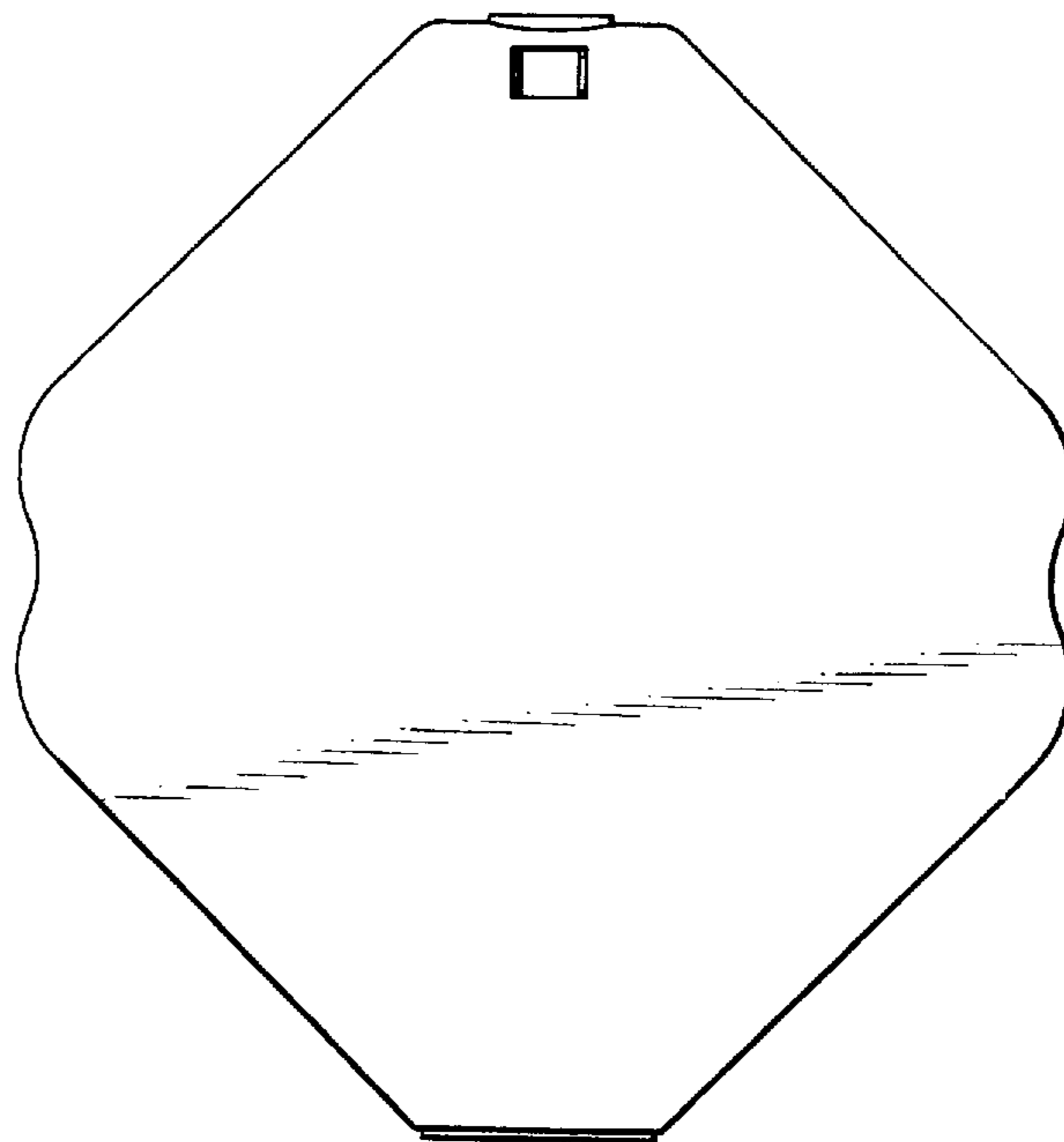


FIG. 6