



US00D438747S

(12) **United States Design Patent**  
**Hurwitz**

(10) **Patent No.:** **US D438,747 S**

(45) **Date of Patent:** **\*\* Mar. 13, 2001**

(54) **TRAVEL HEADREST**

5,129,705 \* 7/1992 Wray ..... 297/397  
5,566,682 \* 10/1996 Yavitz ..... 128/845

(76) Inventor: **Stanley Hurwitz**, 8511 Bairdmore  
Crescent, Richmond, British Columbia  
(CA), V7C 1M8

\* cited by examiner

(\*\*) Term: **14 Years**

*Primary Examiner*—Janice E. Seeger

(21) Appl. No.: **29/115,479**

(57) **CLAIM**

(22) Filed: **Dec. 16, 1999**

The ornamental design for a travel headrest, as shown and described.

(30) **Foreign Application Priority Data**

**DESCRIPTION**

Jul. 6, 1999 (CA) ..... 1999-1591

FIG. 1 is a view in front elevation of a travel headrest showing the new design;

(51) **LOC (7) Cl.** ..... **06-09**

FIG. 2 is a side elevational view taken from the right of FIG. 1;

(52) **U.S. Cl.** ..... **D6/604**; D6/601

(58) **Field of Search** ..... D6/595-597, 601,  
D6/604; 5/630, 632, 636, 638, 640, 644,  
652, 652.1, 653-655, 907

FIG. 3 is a side elevational view taken from the left of FIG. 1;

(56) **References Cited**

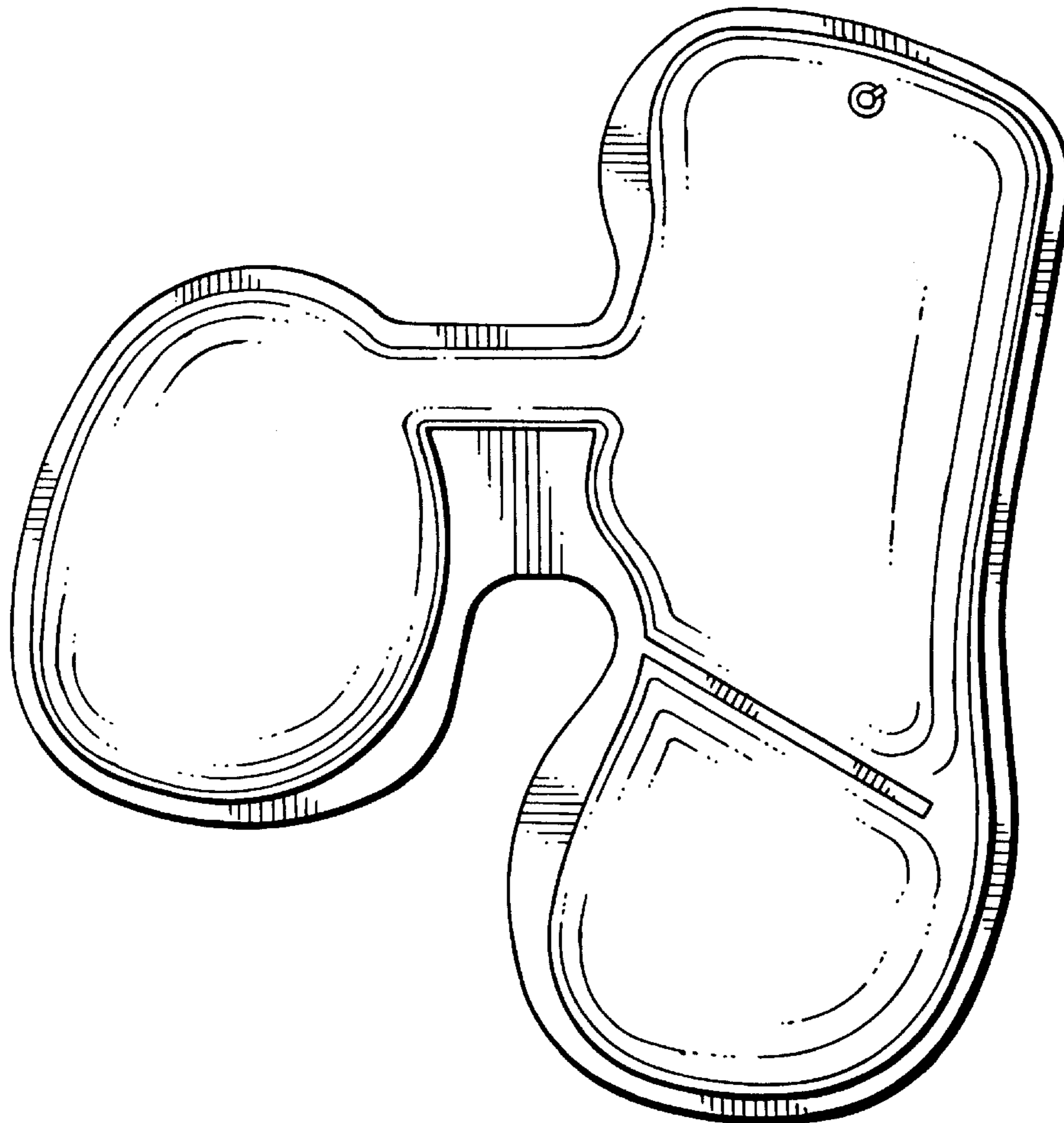
FIG. 4 is a top plan view thereof; and,

**U.S. PATENT DOCUMENTS**

FIG. 5 is a bottom plan view thereof.

D. 410,168 \* 5/1999 McWhorter ..... D6/601

**1 Claim, 3 Drawing Sheets**



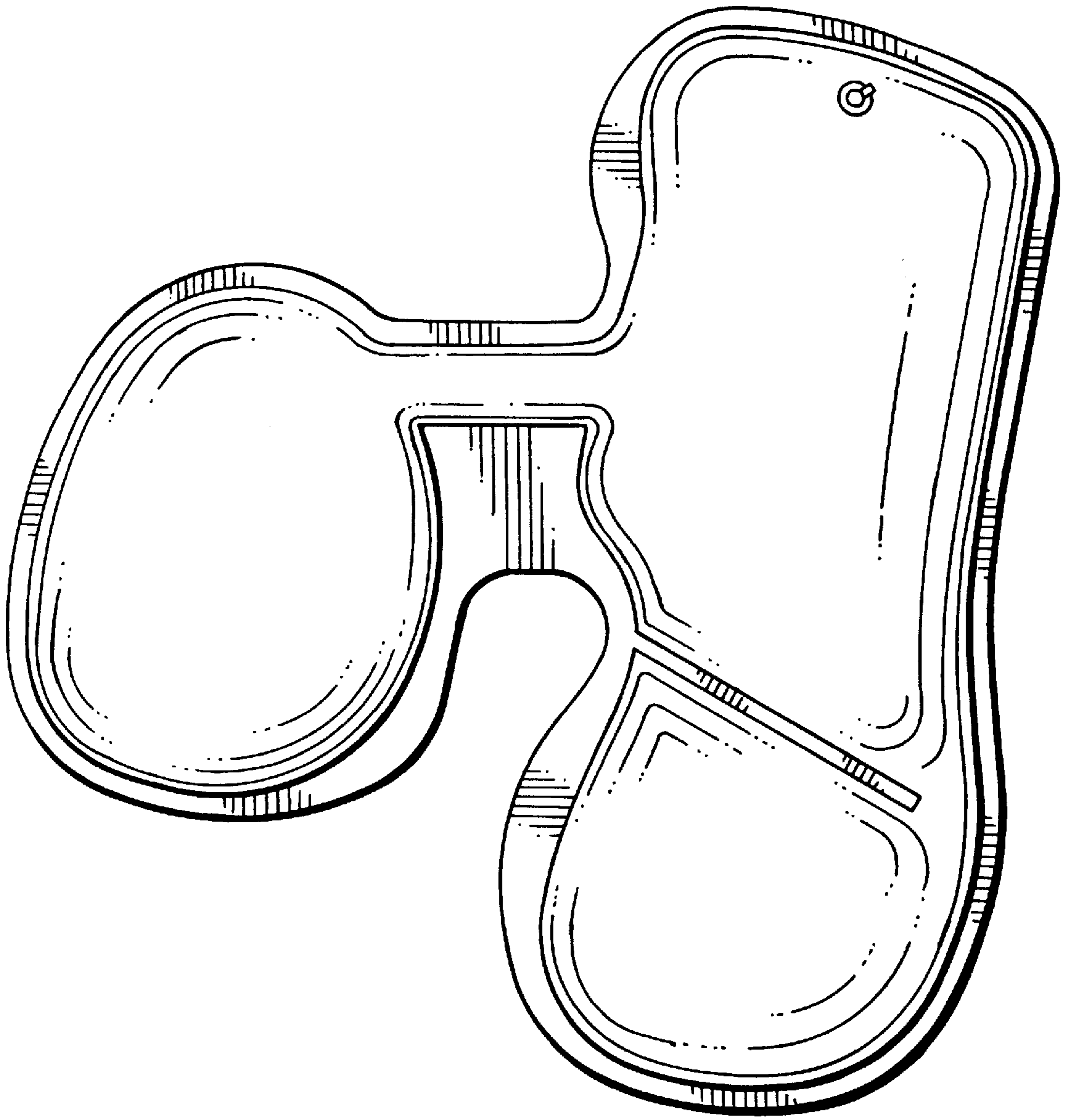


FIG. 1

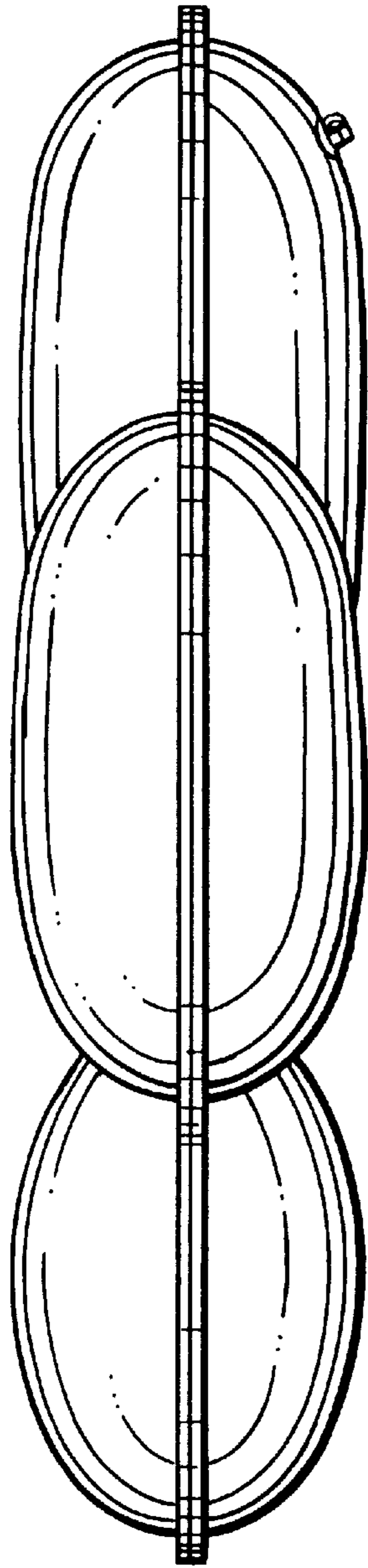


FIG. 2

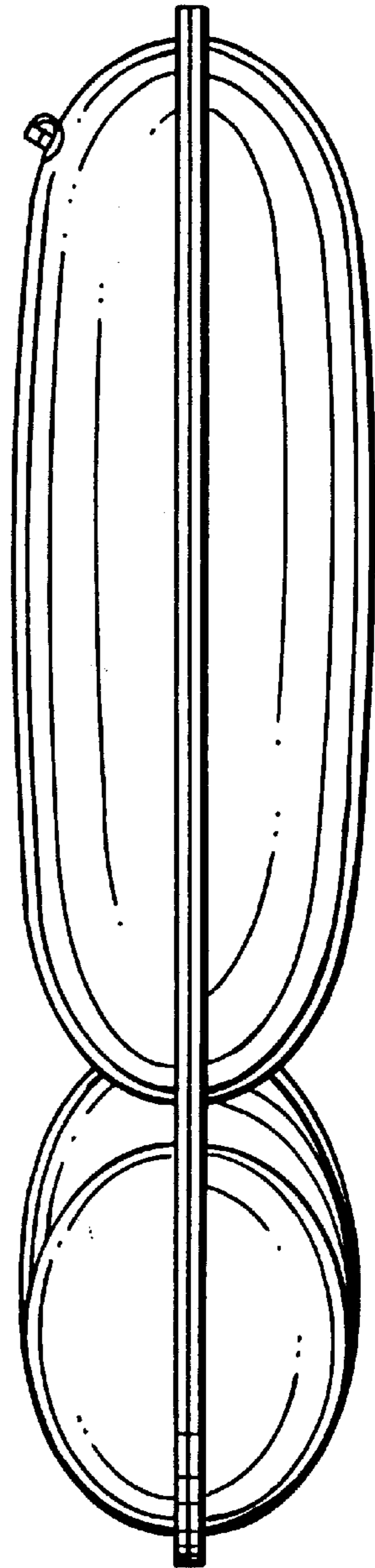


FIG. 3




FIG. 4

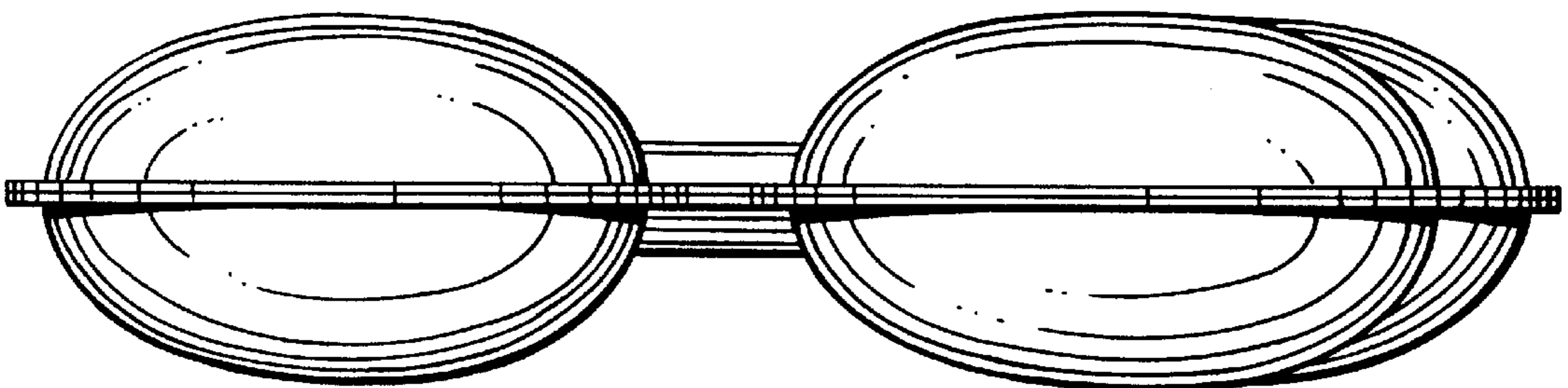


FIG. 5