



US00D438741S

(12) **United States Design Patent**
Murphy

(10) **Patent No.:** **US D438,741 S**

(45) **Date of Patent:** **** Mar. 13, 2001**

(54) **ORGANIZER PANEL**

(76) Inventor: **Thomas V. Murphy**, 51 Fox Hedge Rd., Saddle River, NJ (US) 07458

(**) Term: **14 Years**

(21) Appl. No.: **29/110,182**

(22) Filed: **Aug. 31, 1999**

(51) **LOC (7) Cl.** **06-04**

(52) **U.S. Cl.** **D6/553**

(58) **Field of Search** D6/567, 569, 570,
D6/571; 40/124, 124.01, 124.5, 124.2, 124.4;
206/6.1; 211/13.1, 86, 87, 89; 248/220.21,
220.31, 314; 312/245

(56) **References Cited**

U.S. PATENT DOCUMENTS

- D. 181,290 * 10/1957 Hale D6/571
- D. 316,197 * 4/1991 Baker D6/469
- D. 334,672 * 4/1993 Bradwell et al. D6/469
- D. 339,707 * 9/1993 Vernon D6/571

- D. 408,670 * 4/1999 Rockwell et al. D6/571
- 5,097,961 * 3/1992 Patino et al. 40/124.2 X

* cited by examiner

Primary Examiner—Brian N. Vinson

(74) *Attorney, Agent, or Firm*—Schweitzer Cornman Gross & Bondell LLP

(57) **CLAIM**

The ornamental design for a organizer panel, as shown and described.

DESCRIPTION

FIG. 1 is a front elevational view of an organizer panel according to the invention;
 FIG. 2 is a side elevational view thereof from the right side;
 FIG. 3 is a back elevational view thereof;
 FIG. 4 is a bottom plan view thereof, the top plan view being a mirror image; and,
 FIG. 5 is a side elevational view thereof, from the side opposite FIG. 2.

1 Claim, 2 Drawing Sheets





FIG. 1




FIG. 2



FIG. 3




FIG. 4

FIG. 5

