



US00D438728S

(12) **United States Design Patent**  
**Fisher**

(10) **Patent No.:** **US D438,728 S**

(45) **Date of Patent:** **\*\* Mar. 13, 2001**

(54) **SHELVING SYSTEM**

(76) **Inventor:** **Michael Wade Fisher**, 3229 E. Carol Ave., Phoenix, AZ (US) 85028

(\*\*) **Term:** **14 Years**

(21) **Appl. No.:** **29/119,028**

(22) **Filed:** **Feb. 22, 2000**

**Related U.S. Application Data**

(62) Division of application No. 29/106,784, filed on Jun. 23, 1999, now Pat. No. Des. 422,436.

(51) **LOC (7) Cl.** ..... **16-04**

(52) **U.S. Cl.** ..... **D6/449; D6/473; D6/474; D6/475; D19/90**

(58) **Field of Search** ..... D6/329, 396, 449, D6/462-464, 467-468, 473-476, 509, 510, 512, 567, 569-571, 574, 629, 630; D19/75, 77, 78, 86, 90, 91, 92; 211/10, 11, 13.1, 41.12, 40, 45, 50, 126.13, 128.1, 134, 135, 53.4, 184; 108/59, 60, 61, 90, 92, 101; 206/214, 215, 557, 561, 425, 455, 387.15, 308.1, 308.3, 387.1, 307; 312/183, 278, 193, 9.1, 9.9, 107

(56) **References Cited**

**U.S. PATENT DOCUMENTS**

D. 130,853 \* 12/1941 Russell ..... D6/473

D. 148,767	*	2/1948	Yantis	.....	D6/471
D. 156,544	*	12/1949	Lebow	.....	D6/474
D. 168,366	*	12/1952	Miner	.....	D6/473
D. 174,754	*	5/1955	Kallmeyer	.....	D6/474
D. 365,469	*	12/1995	Mailloux	.....	D6/474
490,156	*	1/1893	Miller	.....	206/742
731,710	*	6/1903	Renken	.....	211/128.1 X
1,739,730	*	12/1929	Orthwine	.....	211/128.1
3,737,046	*	6/1973	Jeter	.....	211/10

\* cited by examiner

*Primary Examiner*—Catherine Tuttle

(74) *Attorney, Agent, or Firm*—Gregory J. Nelson

(57) **CLAIM**

The ornamental design for a shelving system, as shown and described.

**DESCRIPTION**

FIG. 1 is a perspective view of the shelving system of my design;

FIG. 2 is a top view of the design of FIG. 1;

FIG. 3 is a front view of the design of FIG. 1;

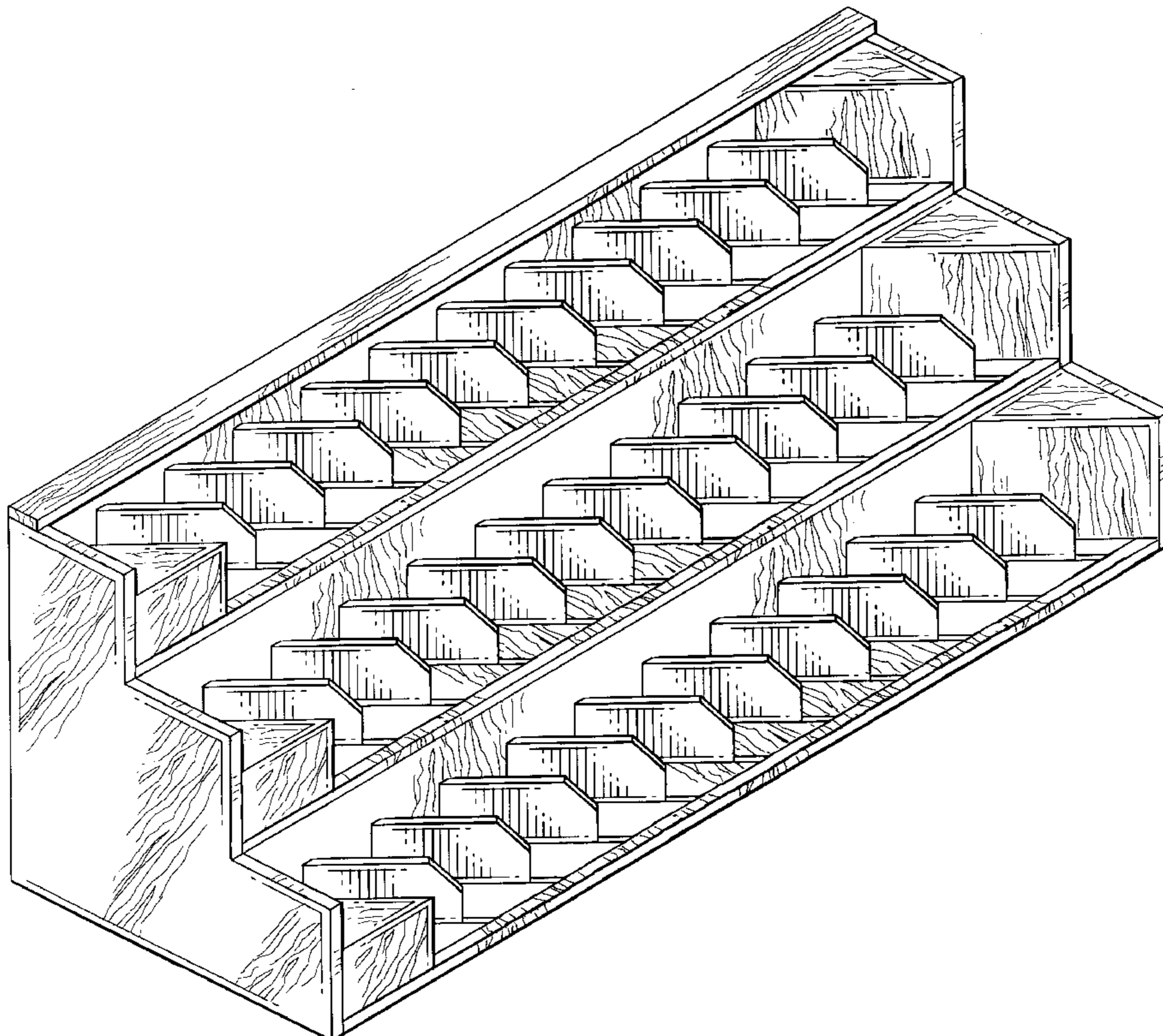
FIG. 4 is an end view as viewed from the right side of FIG. 1 with the opposite end view being a mirror image thereof;

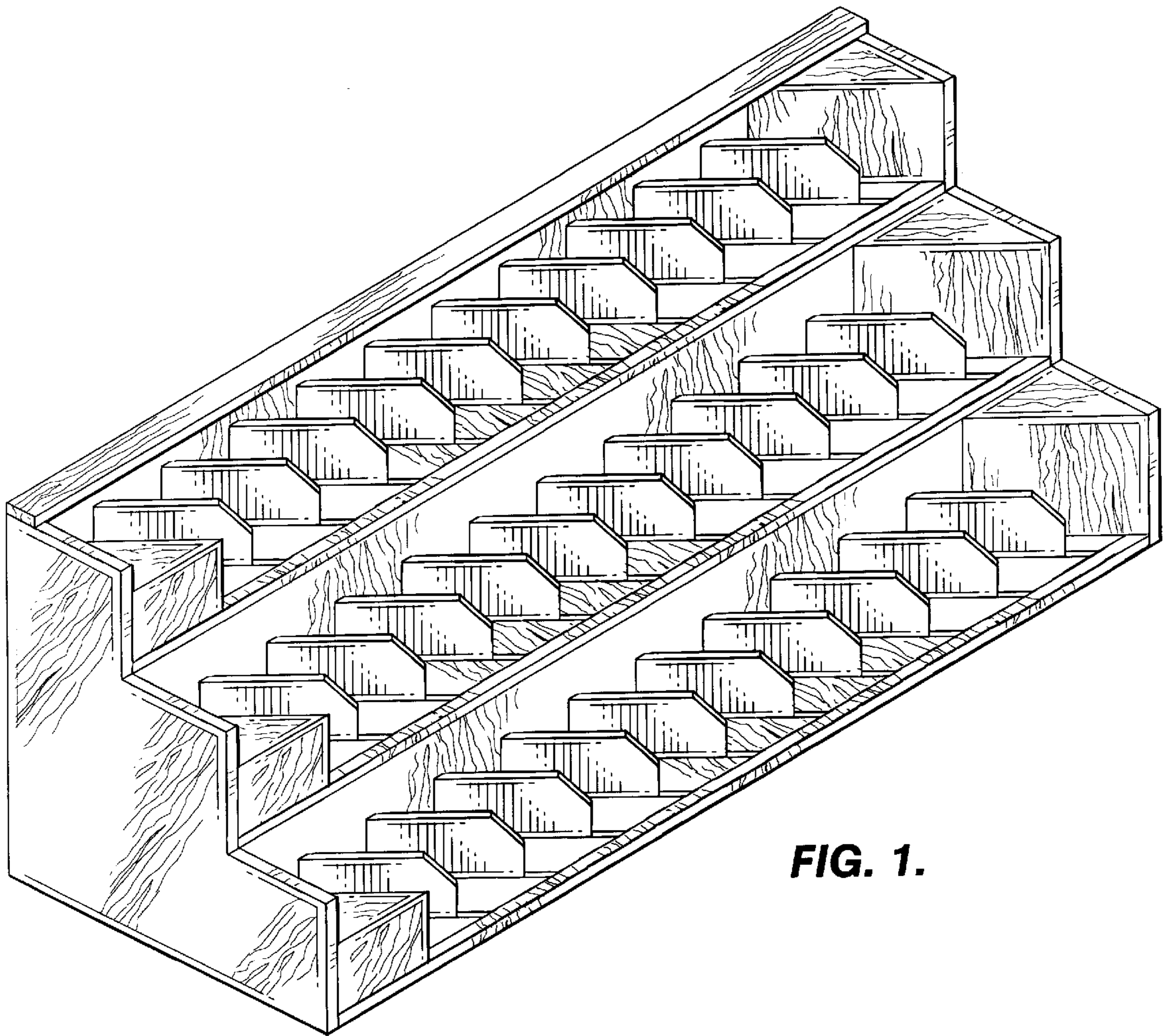
FIG. 5 is a bottom view of the design of FIG. 1; and,

FIG. 6 is a rear view of the design of FIG. 1.

The partially illustrated wood grain pattern is understood to continue throughout the surfaces where it is shown.

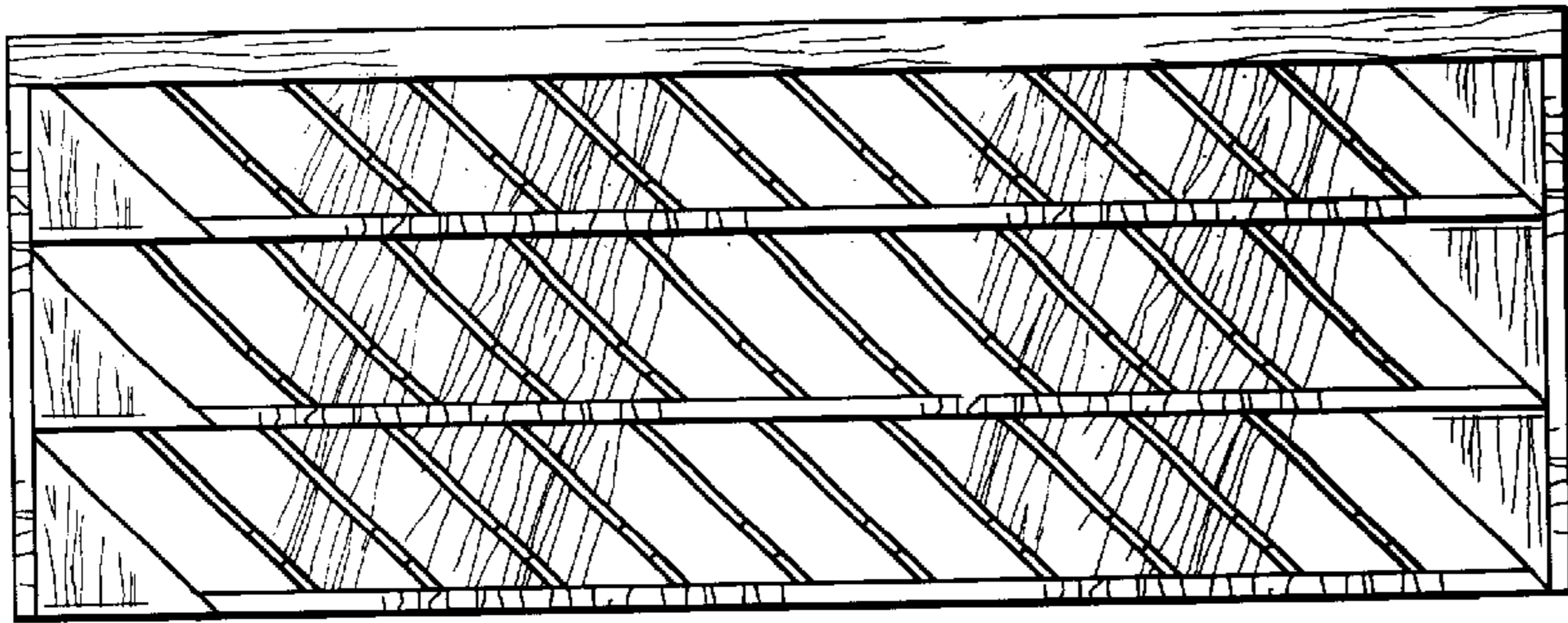
**1 Claim, 2 Drawing Sheets**



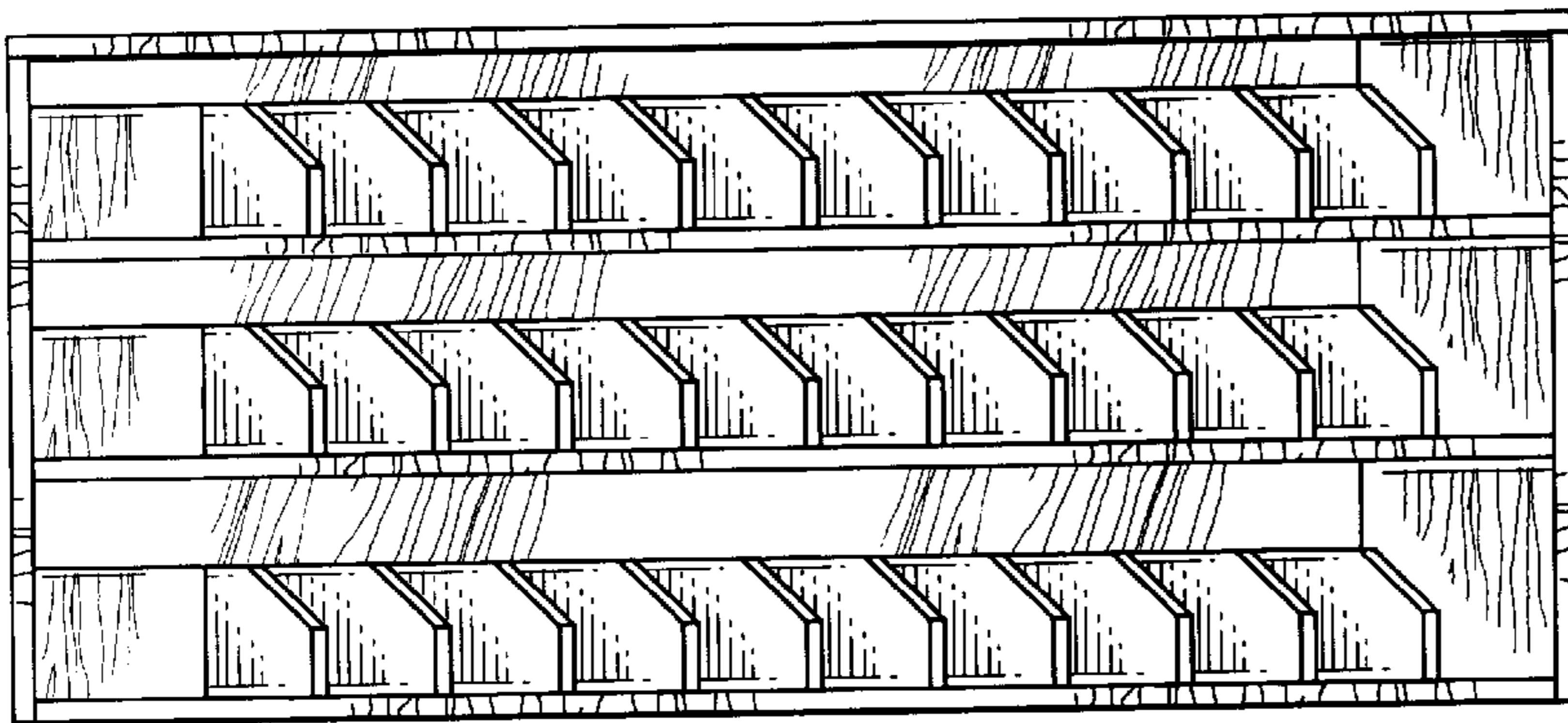


**FIG. 1.**

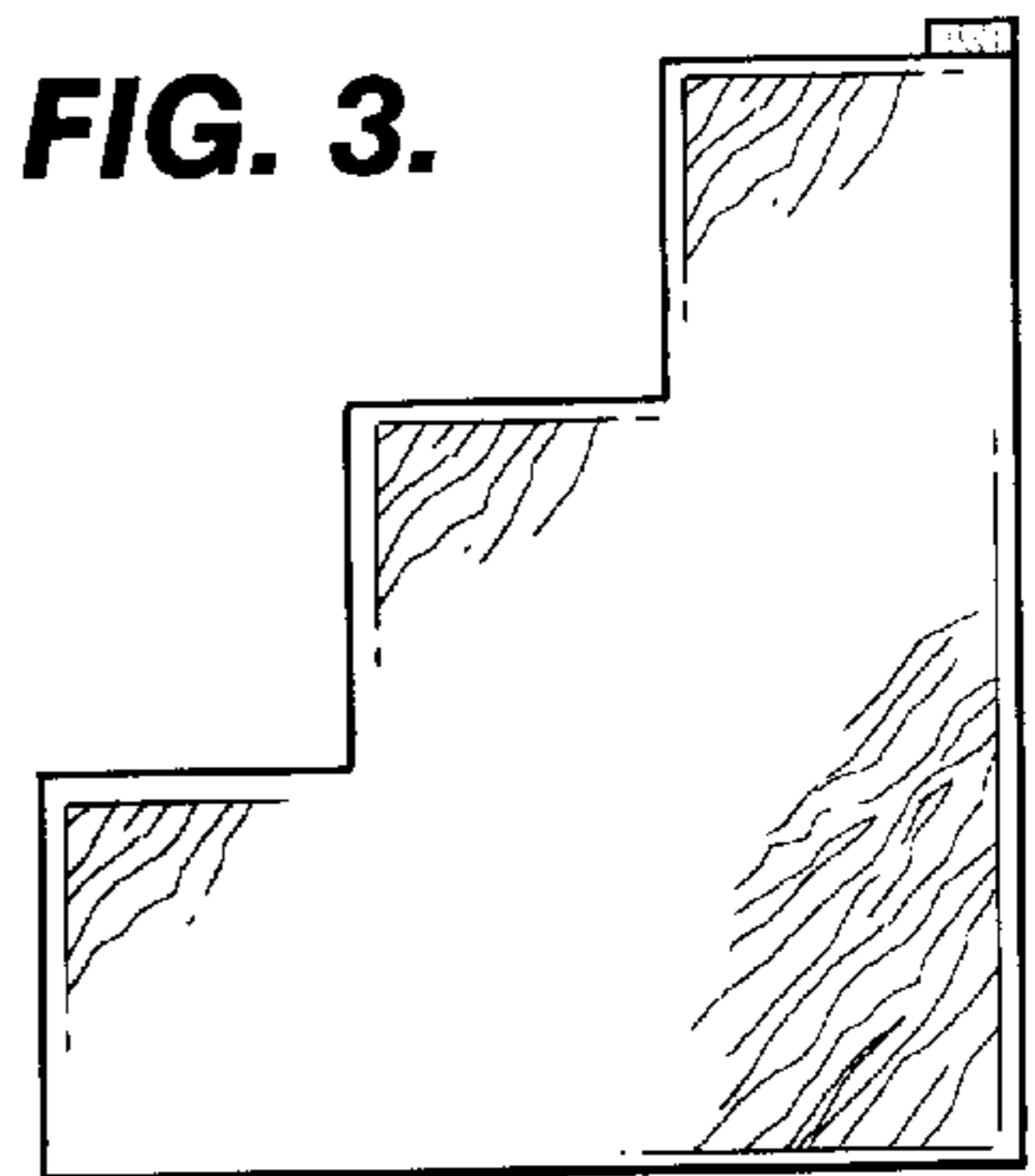




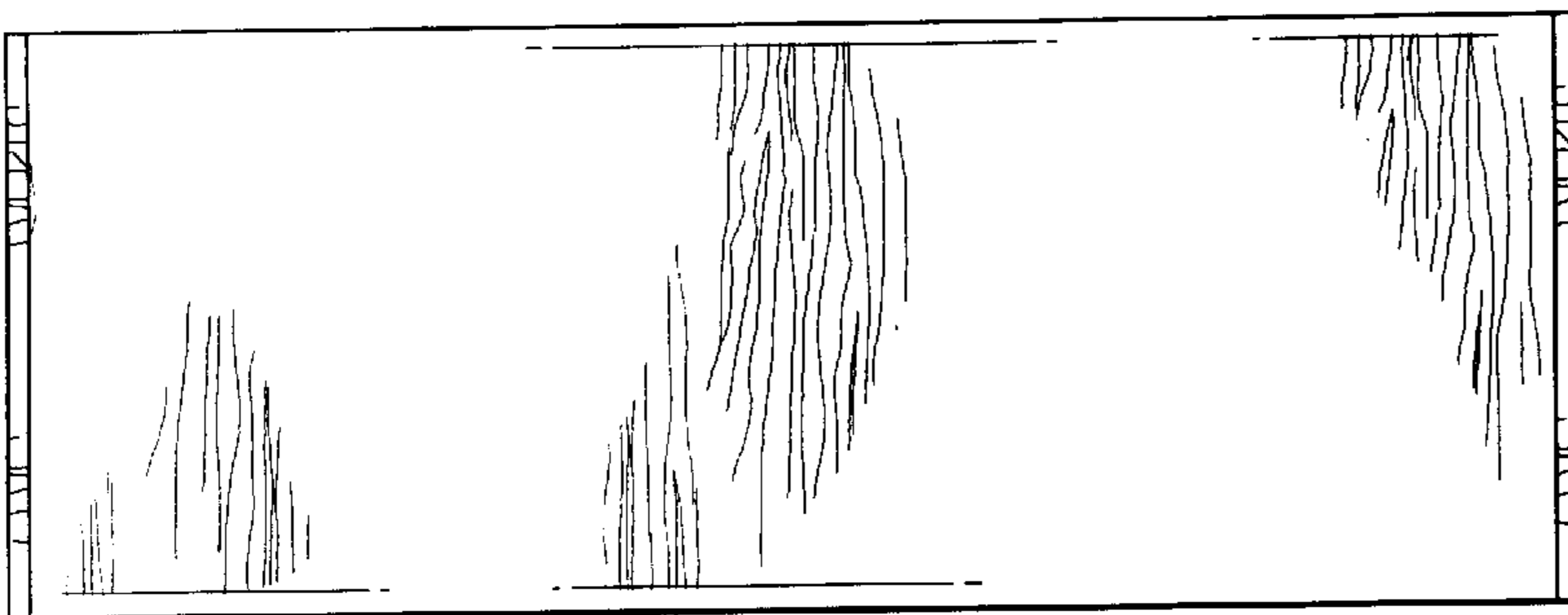
**FIG. 2.**



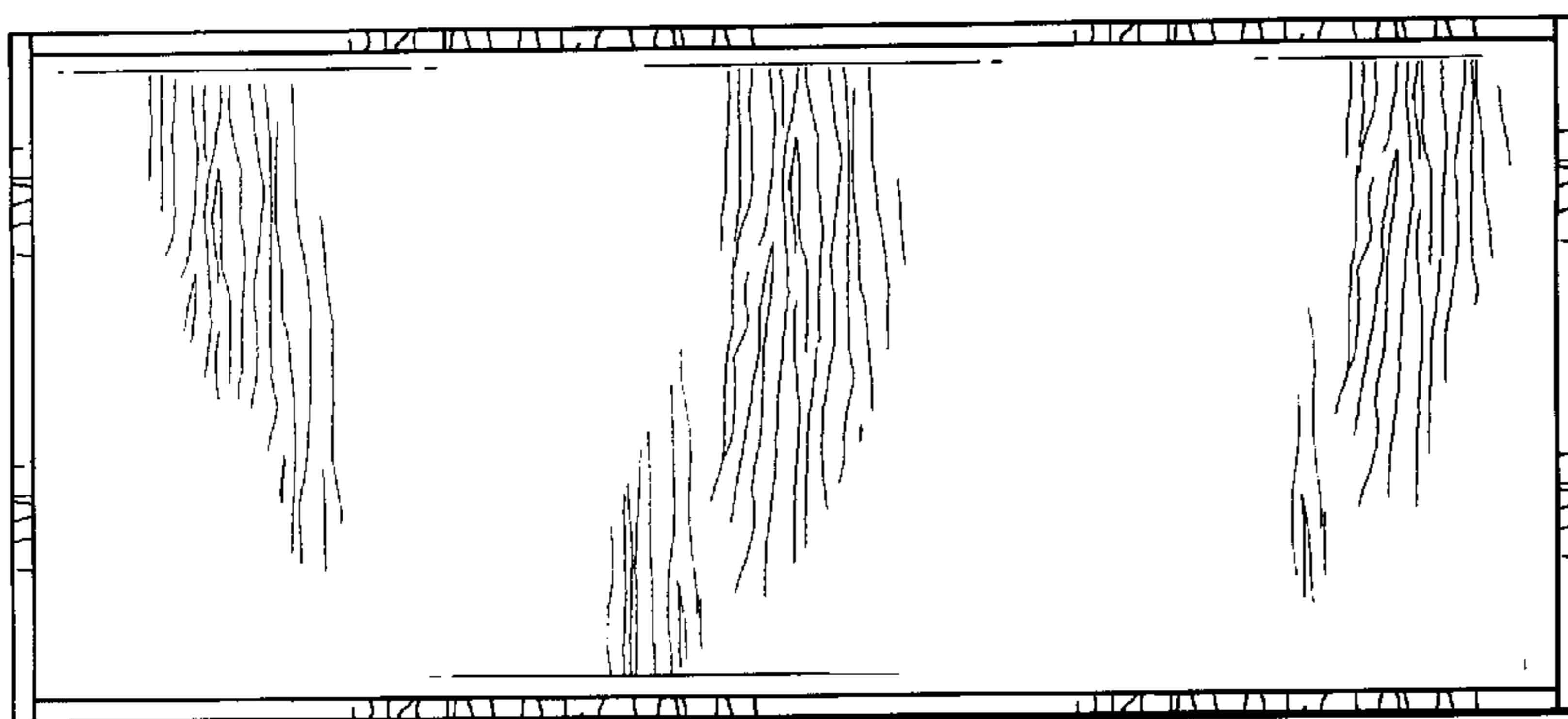
**FIG. 3.**



**FIG. 4.**



**FIG. 5.**



**FIG. 6.**