



US00D438721S

(12) **United States Design Patent**
Binder et al.

(10) **Patent No.:** **US D438,721 S**

(45) **Date of Patent:** **** Mar. 13, 2001**

(54) **SOFA**

(76) **Inventors:** **Adele H. Binder**, 130 Delfern Dr., Los Angeles, CA (US) 90077; **Brad M. Hunter**, 1480 Rising Glen Rd., Los Angeles, CA (US) 90069

(**) **Term:** **14 Years**

(21) **Appl. No.:** **29/109,689**

(22) **Filed:** **Aug. 19, 1999**

(51) **LOC (7) Cl.** **06-01**

(52) **U.S. Cl.** **D6/381**

(58) **Field of Search** D6/334, 335, 364,
D6/371, 381, 500, 501, 502; 297/232

(56) **References Cited**

U.S. PATENT DOCUMENTS

D. 168,498	*	12/1952	Cleese, Jr.	D6/381
D. 305,184	*	12/1989	Coley	D6/381
D. 355,309	*	2/1995	Natuzzi et al.	D6/381
D. 368,598	*	4/1996	Natuzzi et al.	D6/381
D. 372,370	*	8/1996	Natuzzi et al.	D6/381

D. 381,528	*	7/1997	Natuzzi et al.	D6/381
D. 384,215	*	9/1997	Chandler	D6/381
D. 384,513	*	10/1997	Christa	D6/381
D. 393,377	*	4/1998	Nicoletti	D6/381
D. 422,159	*	4/2000	Lewis	D6/381

* cited by examiner

Primary Examiner—Gary D. Watson

(74) *Attorney, Agent, or Firm*—Marshall, O’Toole, Gerstein, Murray & Borun

(57) **CLAIM**

The ornamental design for a sofa, as shown and described.

DESCRIPTION

FIG. 1 is a perspective view of a sofa in accordance with the present invention;
FIG. 2 is a front view of the sofa of FIG. 1;
FIG. 3 is a left-side view of the sofa, the right-side view being a mirror image, thereof;
FIG. 4 is a back view of the sofa; and,
FIG. 5 is a top view of the sofa.

1 Claim, 2 Drawing Sheets




FIG. 1




FIG. 2

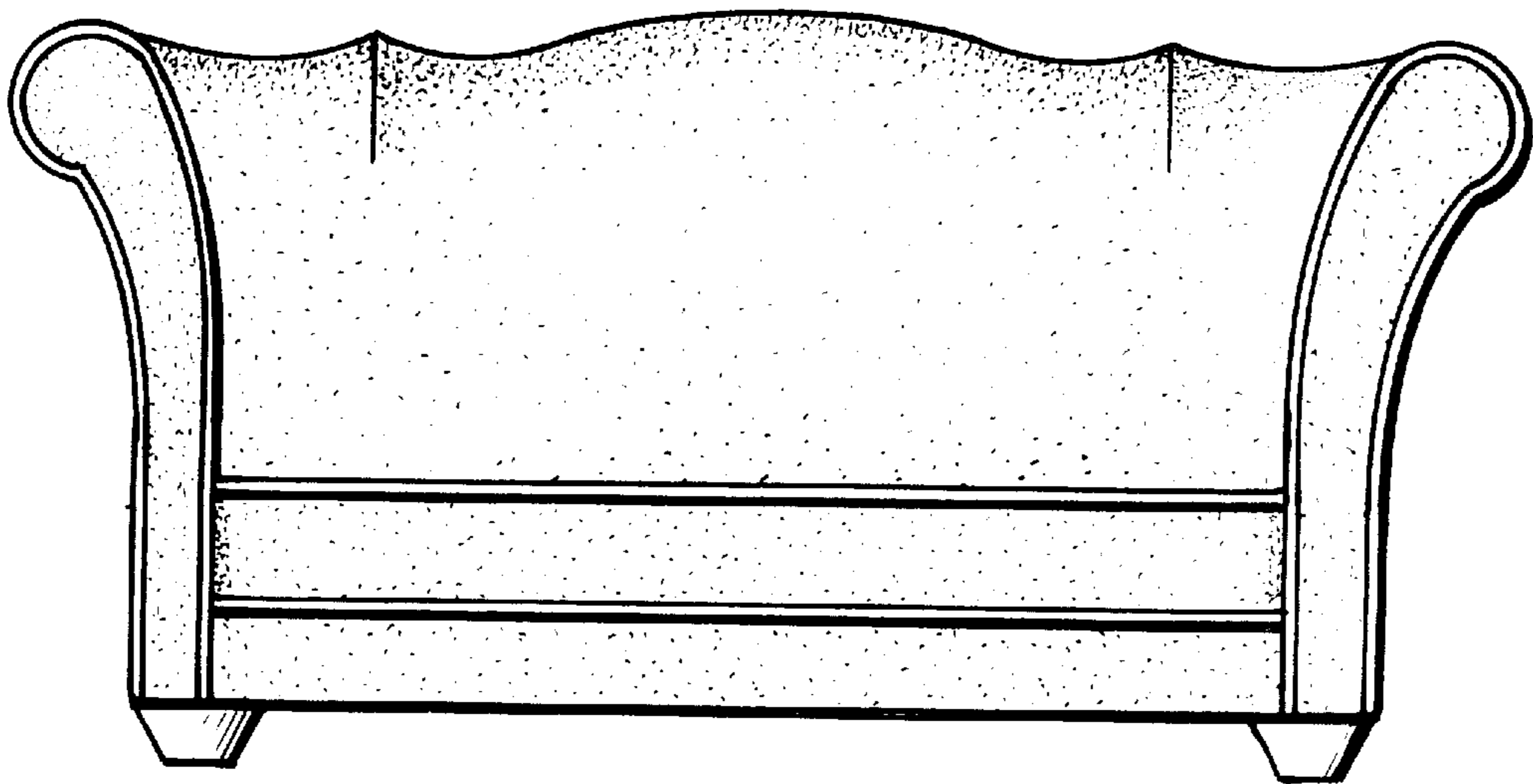


FIG.3




FIG.4

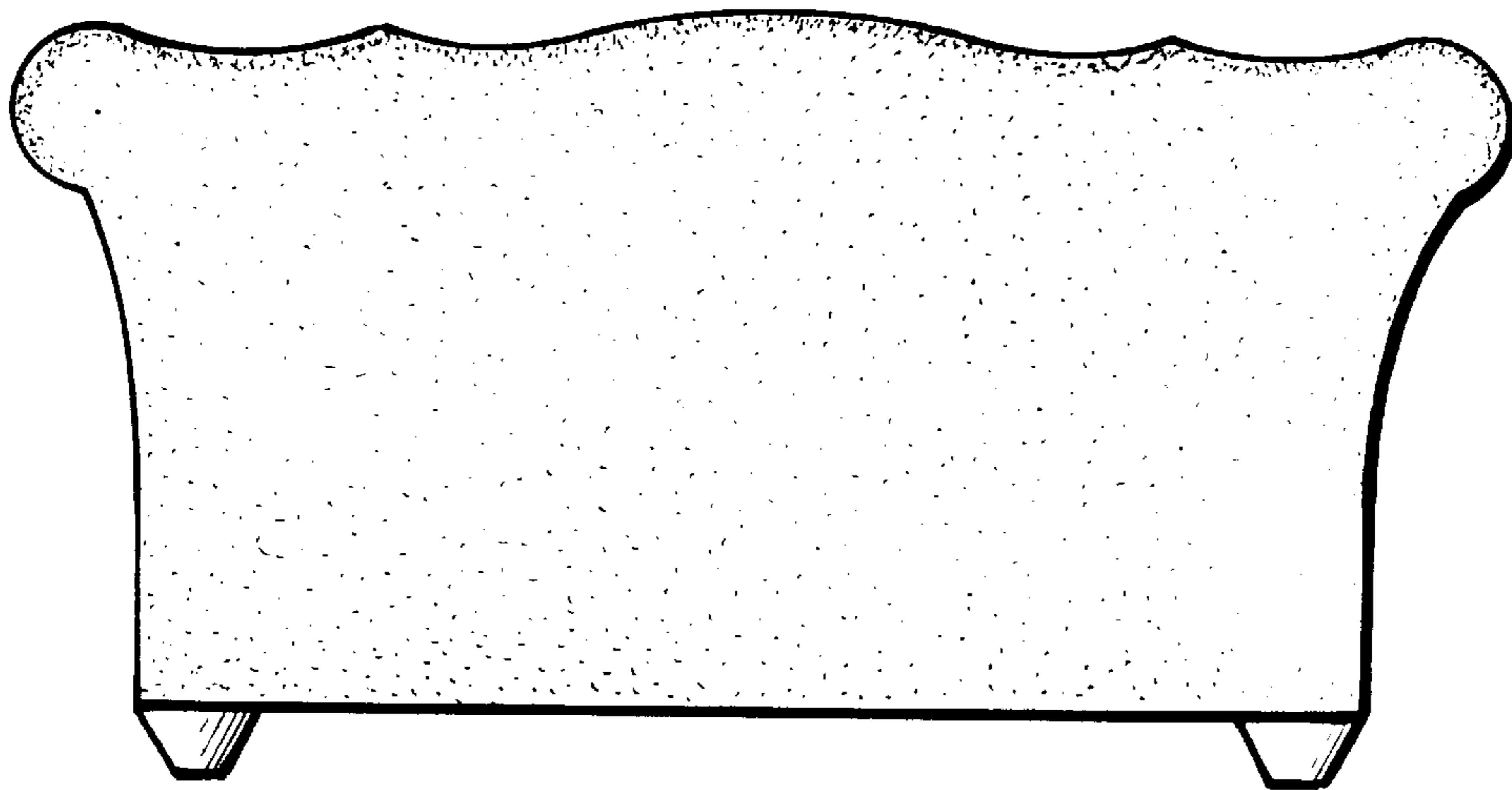


FIG.5

