



US00D438717S

(12) **United States Design Patent**
Carroll, III

(10) **Patent No.:** **US D438,717 S**

(45) **Date of Patent:** **** Mar. 13, 2001**

(54) **CHAIR**

(76) Inventor: **Lester Erwin Carroll, III**, 330 Ft
Pickens Rd. 1D, Pensacola Beach, FL
(US) 32561

(**) Term: **14 Years**

(21) Appl. No.: **29/109,434**

(22) Filed: **Aug. 16, 1999**

(51) **LOC (7) Cl.** **06-01**

(52) **U.S. Cl.** **D6/334; D6/367**

(58) **Field of Search** D6/334, 335, 367,
D6/368, 374, 375, 379, 500, 501, 502;
297/446.1

(56) **References Cited**

U.S. PATENT DOCUMENTS

- D. 141,774 * 7/1945 Belz D6/334
- D. 238,990 * 3/1976 Galvez D6/374
- D. 267,451 * 1/1983 Lopez-Benitez D6/334
- D. 269,748 * 7/1983 Berlic D6/334
- D. 287,672 * 1/1987 Holl D6/374 X
- D. 296,625 * 7/1988 Mulhauser D6/367
- D. 298,788 * 12/1988 Thompson D6/502
- D. 299,190 * 1/1989 Mulhauser D6/367

- D. 332,012 * 12/1992 Severence D6/334 X
- D. 359,397 * 6/1995 McPhee D6/368 X

* cited by examiner

Primary Examiner—Gary D. Watson

(57) **CLAIM**

The ornamental design for a chair, as shown and described.

DESCRIPTION

FIG. 1 is a perspective view of the first embodiment of a chair, showing my new design.

FIG. 2 is a second embodiment of a chair, showing my new design without casters. The other views would be like FIGS. 3 through 8 but without the casters.

FIG. 3 is a side perspective view of the chair shown in FIG. 1, the opposite side being a mirror image thereof.

FIG. 4 is a side perspective view thereof with the backrest shown in an alternate slightly reclined position.

FIG. 5 is a rear perspective view.

FIG. 6 is a rear perspective view with the backrest shown in an alternate slightly reclined position.

FIG. 7 is a front perspective view; and,

FIG. 8 is a front perspective view with the backrest shown in an alternate slightly reclined position.

1 Claim, 4 Drawing Sheets





FIG. 1



FIG. 2




FIG. 3




FIG. 4




FIG. 5




FIG. 6



FIG. 7



FIG. 8