



US00D438714S

(12) **United States Design Patent**
Osborne

(10) **Patent No.:** **US D438,714 S**

(45) **Date of Patent:** **** Mar. 13, 2001**

(54) **ORNAMENTAL COAT RACK**

(76) **Inventor:** **Lee R. Osborne**, c/o Ceramic
Technology, Inc., 275 Wardell Industrial
Park, Cedar Bluff, VA (US) 24609

(**) **Term:** **14 Years**

(21) **Appl. No.:** **29/118,882**

(22) **Filed:** **Feb. 18, 2000**

(51) **LOC (7) Cl.** **06-08**

(52) **U.S. Cl.** **D6/316; D6/323; D6/564;**
D6/569

(58) **Field of Search** D6/316, 320, 323,
D6/564, 567, 569; D11/134, 135, 137, 139;
D8/367, 372; 248/301, 304, 309.1; 211/32,
87.01, 106.01

(56) **References Cited**

U.S. PATENT DOCUMENTS

D. 52,485 * 9/1918 Lemke .

D. 154,554 * 7/1949 Lipsitz .
D. 172,842 * 8/1954 Scheer et al. .
D. 180,009 * 4/1957 Bjorklund .
D. 224,866 * 10/1972 Hammer .
661,557 * 11/1900 Schwab .

* cited by examiner

Primary Examiner—B. J. Bullock

(74) *Attorney, Agent, or Firm*—Sughrue, Mion, Zinn,
Macpeak & Seas, PLLC


(57) **CLAIM**

The ornamental design for an ornamental coat rack, as
shown.

DESCRIPTION

FIG. 1 is a front elevational view of an ornamental coat rack
showing my new design;
FIG. 2 is a side elevational view thereof; and,
FIG. 3 is a top plan view thereof.

1 Claim, 1 Drawing Sheet



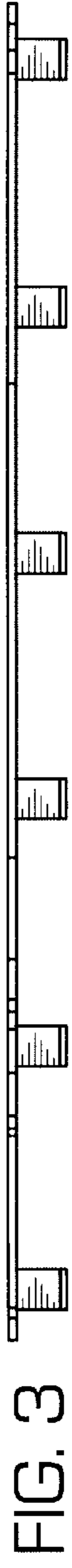


FIG. 3

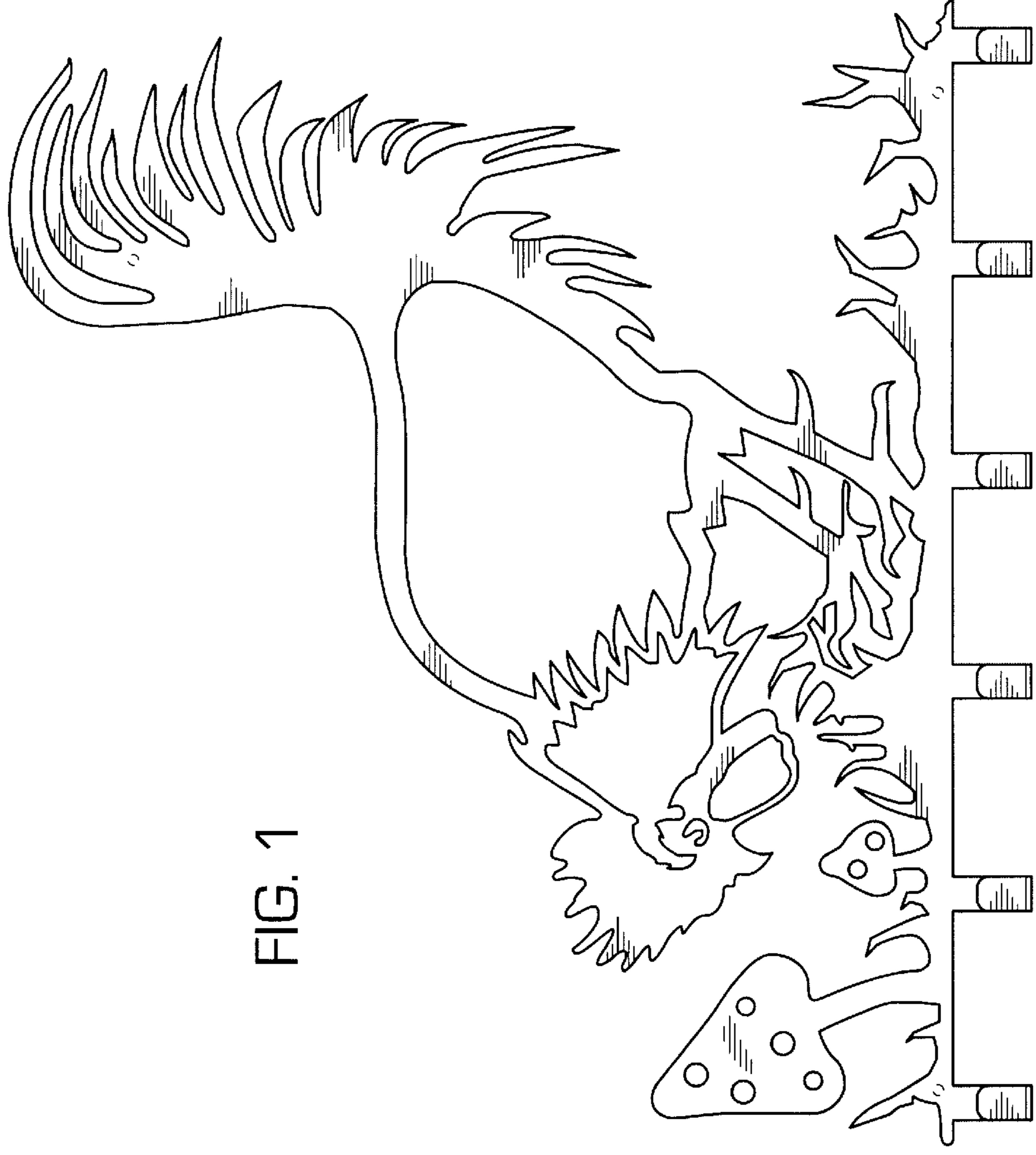


FIG. 1




FIG. 2