



US00D438703S

(12) **United States Design Patent**  
**Campbell**

(10) **Patent No.:** **US D438,703 S**

(45) **Date of Patent:** **\*\* Mar. 13, 2001**

(54) **CONTAINER**

(75) **Inventor:** **Colin L. D. Campbell, Santiago (CL)**

(73) **Assignee:** **Contenedores Plastics S.A., Santiago (CL)**

(\*\*) **Term:** **14 Years**

(21) **Appl. No.:** **29/102,461**

(22) **Filed:** **Mar. 24, 1999**

(30) **Foreign Application Priority Data**

Nov. 20, 1998 (CL) ..... 2827-98

(51) **LOC (7) Cl.** ..... **03-01**

(52) **U.S. Cl.** ..... **D3/304**

(58) **Field of Search** ..... D3/304, 307, 309,  
D3/312, 314, 305; D9/427, 431, 456, 425;  
206/506, 503, 507, 518, 540; 220/519,  
676

(56) **References Cited**

**U.S. PATENT DOCUMENTS**

D. 302,066 \* 7/1989 Yoshikawa ..... D3/304

D. 354,167 \* 1/1995 Stahl ..... D3/304

D. 401,065 \* 11/1998 Peltola ..... D3/304

D. 420,219 \* 2/2000 Elvin-Jensen et al. .... D3/305

D. 423,217 \* 4/2000 Varfeldt ..... D3/309

\* cited by examiner

*Primary Examiner*—Louis S. Zarfes

*Assistant Examiner*—Catherine R. Oliver

(57) **CLAIM**

The ornamental design for a container, as shown and described herein.

**DESCRIPTION**

FIG. 1 is a top view of a container showing my new design;

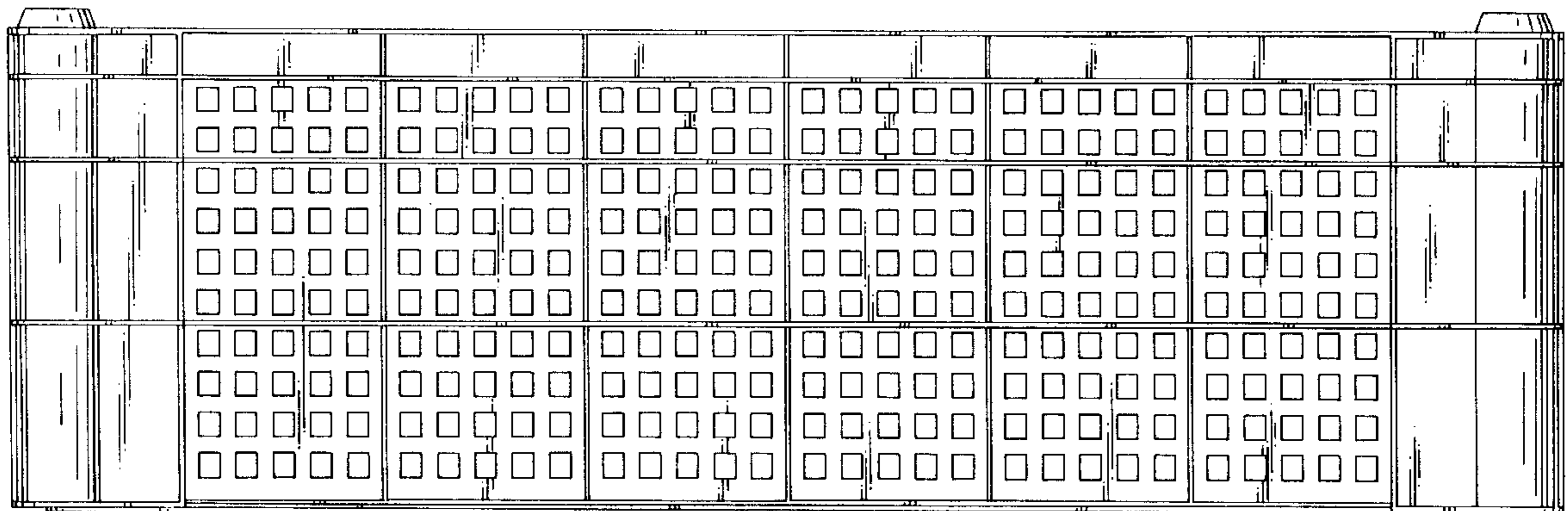
FIG. 2 is a bottom view thereof;

FIG. 3 is a rear elevational view thereof, the front elevational view being a mirror image of the rear elevational view;

FIG. 4 is a right elevational view thereof; and,

FIG. 5 is a left elevational view thereof.

**1 Claim, 4 Drawing Sheets**






FIG. 1






FIG. 2



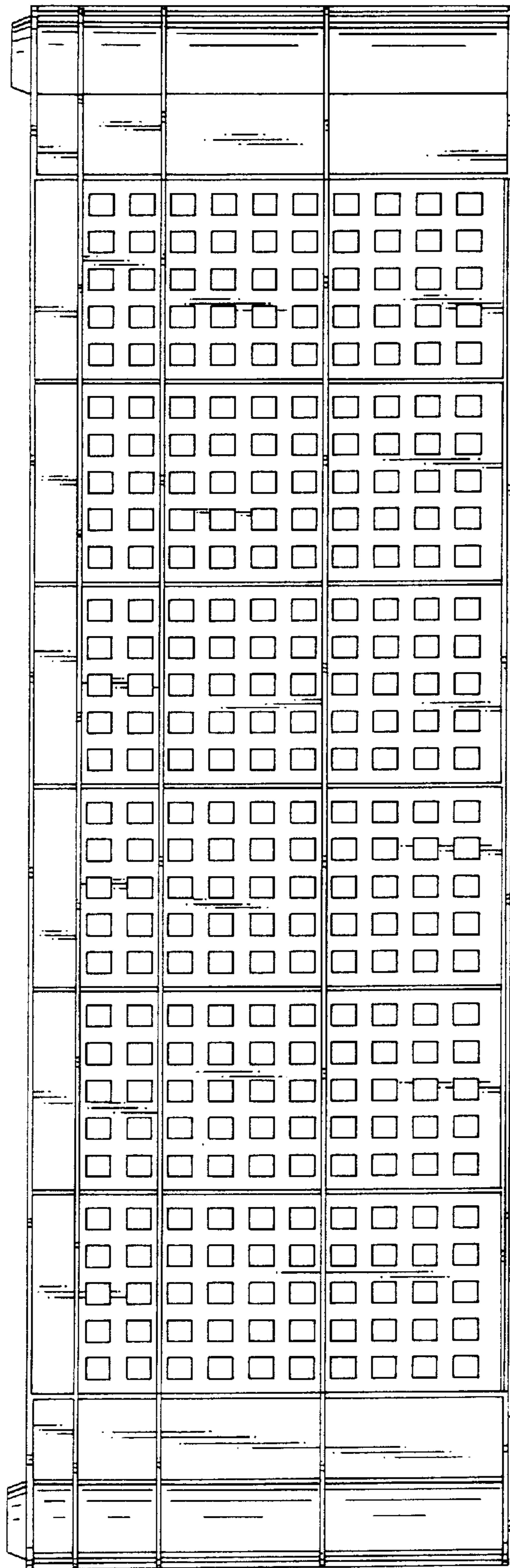


FIG. 3

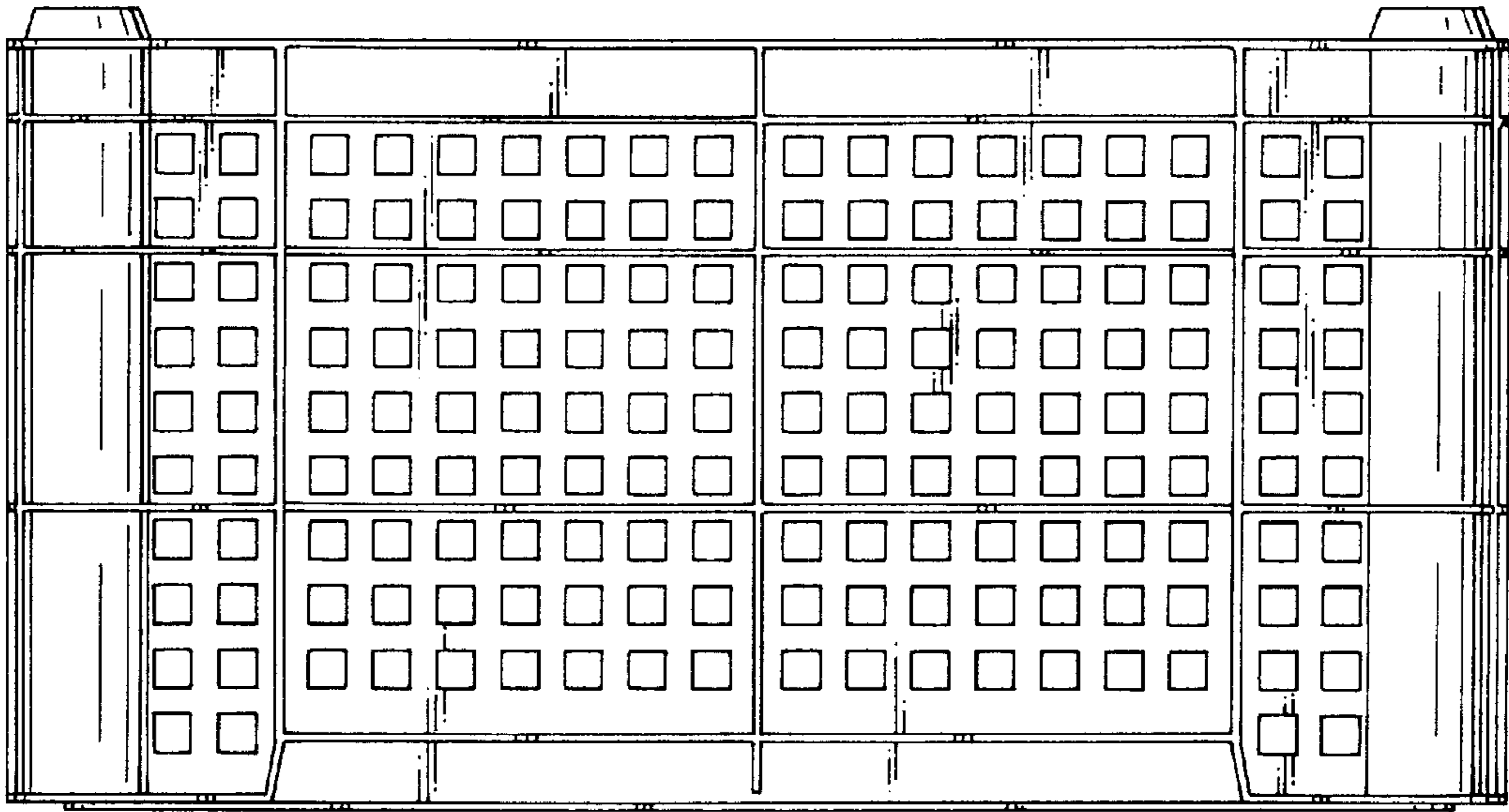


FIG. 4

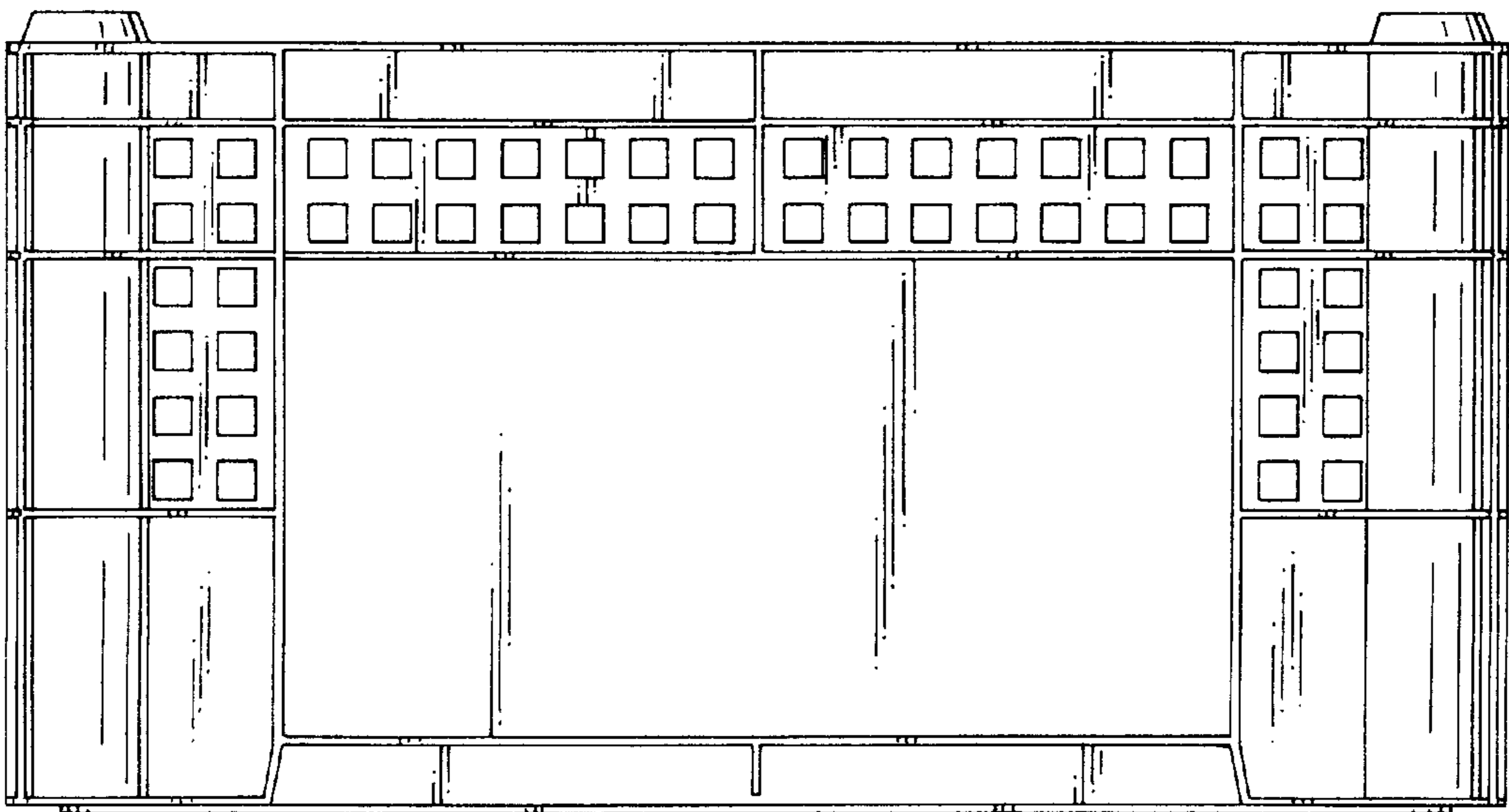


FIG. 5