



US00D438690S

(12) **United States Design Patent**  
**Wolff**

(10) **Patent No.:** **US D438,690 S**

(45) **Date of Patent:** **\*\* Mar. 13, 2001**

(54) **CANDY**

(76) **Inventor:** **Stephen H. Wolff**, 29 Bradford Rd.,  
Scarsdale, NY (US) 10583

(\*\*) **Term:** **14 Years**

(21) **Appl. No.:** **29/110,810**

(22) **Filed:** **Sep. 14, 1999**

(51) **LOC (7) Cl.** ..... **01-01**

(52) **U.S. Cl.** ..... **D1/127**

(58) **Field of Search** ..... D1/101, 120, 126-130,  
D1/199; 152/511; D21/803; D24/100-104;  
424/439-442, 464, 474, 467; 426/104, 512

(56) **References Cited**

**U.S. PATENT DOCUMENTS**

D. 53,657	*	7/1919	Hollywood	.....	D1/127
D. 54,074	*	11/1919	Fritz	.....	D1/127
D. 59,911	*	12/1921	Noble	.....	D1/127
D. 101,614	*	10/1936	Burry	.....	D1/128
D. 225,627	*	12/1972	Gomel et al.	.....	D24/101
D. 285,490	*	9/1986	Tovey	.....	D24/101
D. 376,251	*	12/1996	Manderfeld	.....	D1/130
D. 396,537	*	8/1998	Stanton	.....	D1/127
D. 403,396	*	12/1998	Lundbom et al.	.....	D24/101
1,243,501	*	10/1917	Fraser	.....	424/467
2,106,097	*	1/1938	Homan	.....	426/104
2,312,381	*	3/1943	Bickenheuser	.....	424/467

**OTHER PUBLICATIONS**

Mentos ® mint candy, made by Van Melle, Breda, Holland,  
circa 2000.\*

Life Savers ® Pepomint ® candy, © Nabisco, East Hanover,  
NJ, circa 2000.\*

Life Savers Five Flavor Roll Candy, circa Feb. 2000.\*

Two Photographs of a Life Saver® Candy at least one year  
prior to Sep. 14, 1999.

\* cited by examiner

*Primary Examiner*—Alan P. Douglas

*Assistant Examiner*—Linda Brooks

(74) *Attorney, Agent, or Firm*—Lerner, David, Littenberg,  
Krumholz & Mentlik, LLP

(57) **CLAIM**

The ornamental design for a candy, as shown and described.

**DESCRIPTION**

FIG. 1 is a perspective view of a candy showing my new  
design;

FIG. 2 is a front elevational view, the back being a mirror  
image thereof;

FIG. 3 is a top plan view, the bottom being a mirror image  
thereof;

FIG. 4 is a left side elevational view, the right side being a  
mirror image thereof;

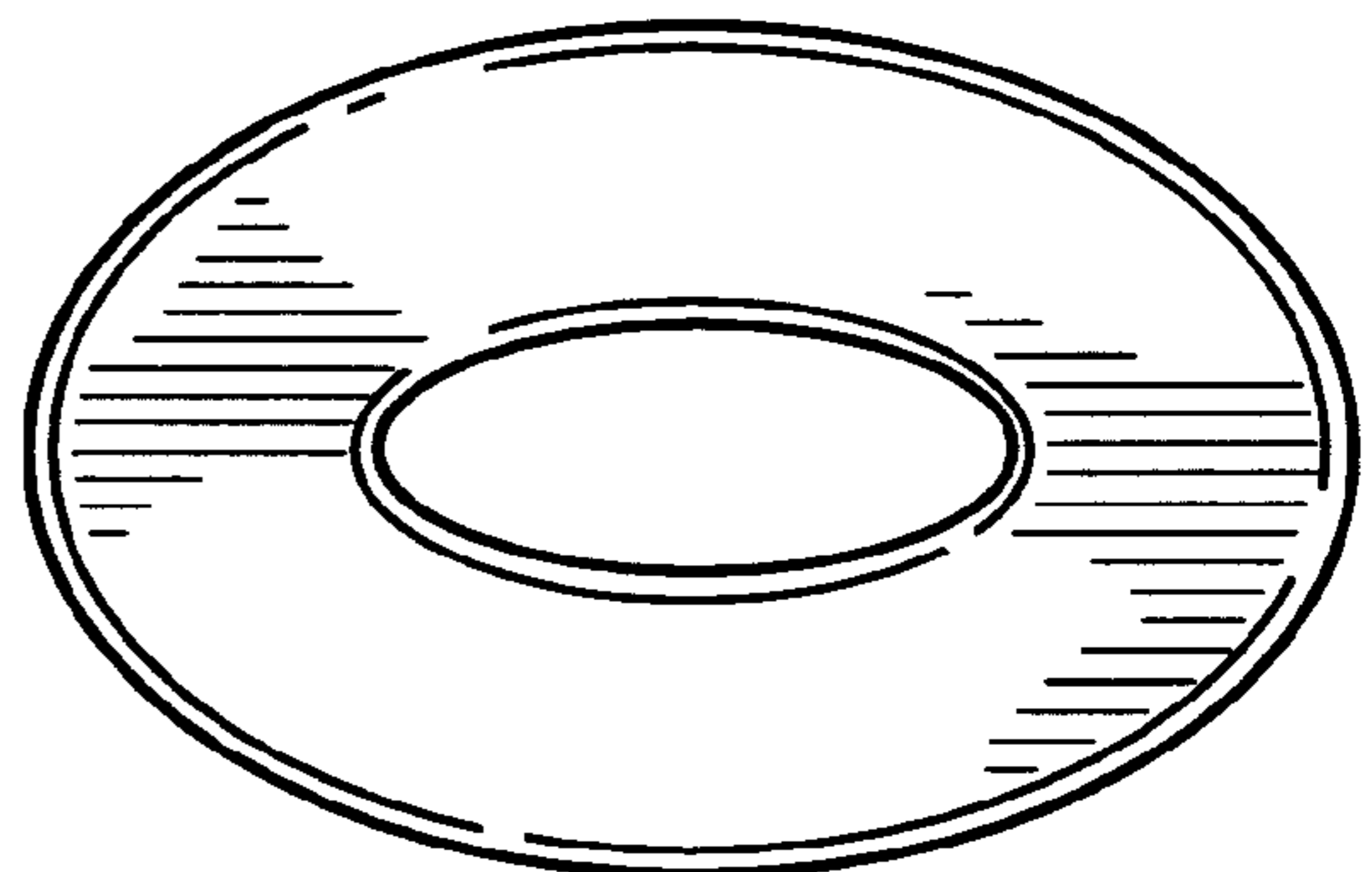
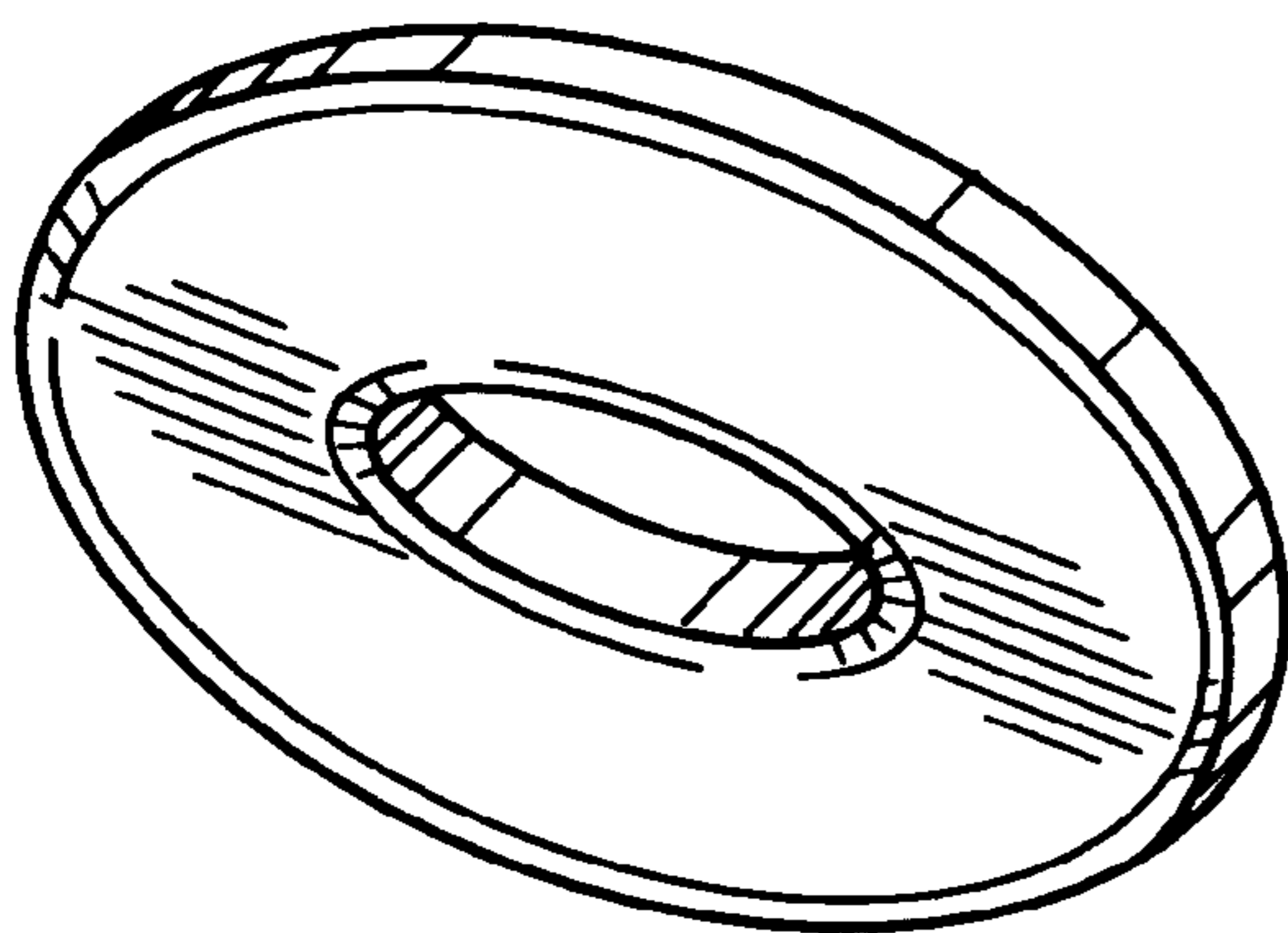
FIG. 5 is a perspective view of a second embodiment of my  
new design;

FIG. 6 is a front elevational view, the back being a mirror  
image thereof;

FIG. 7 is a top plan view, the bottom being a mirror image  
thereof; and,

FIG. 8 is a left side elevational view, the right side being a  
mirror image thereof.

**1 Claim, 2 Drawing Sheets**



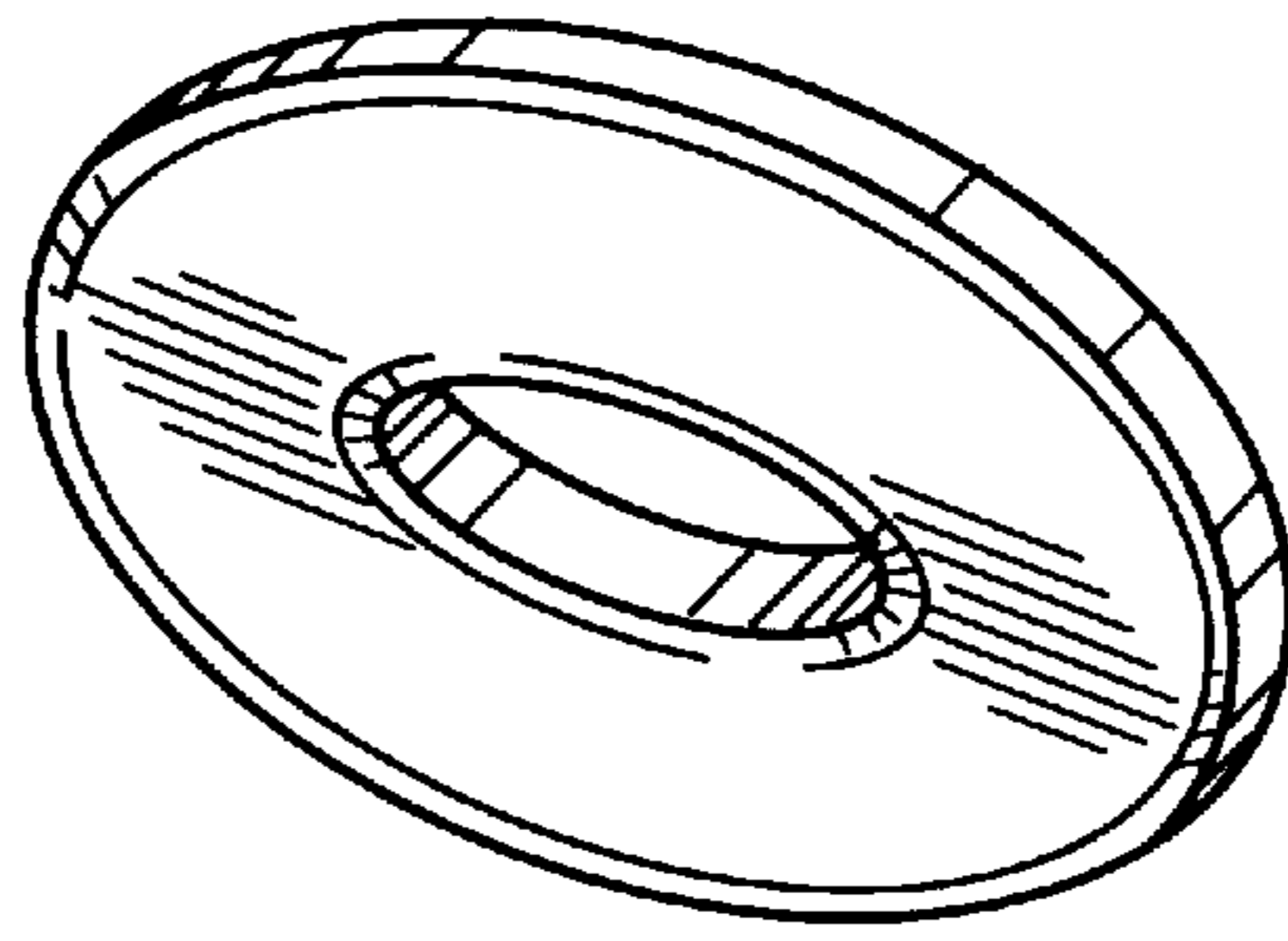


FIG. 1

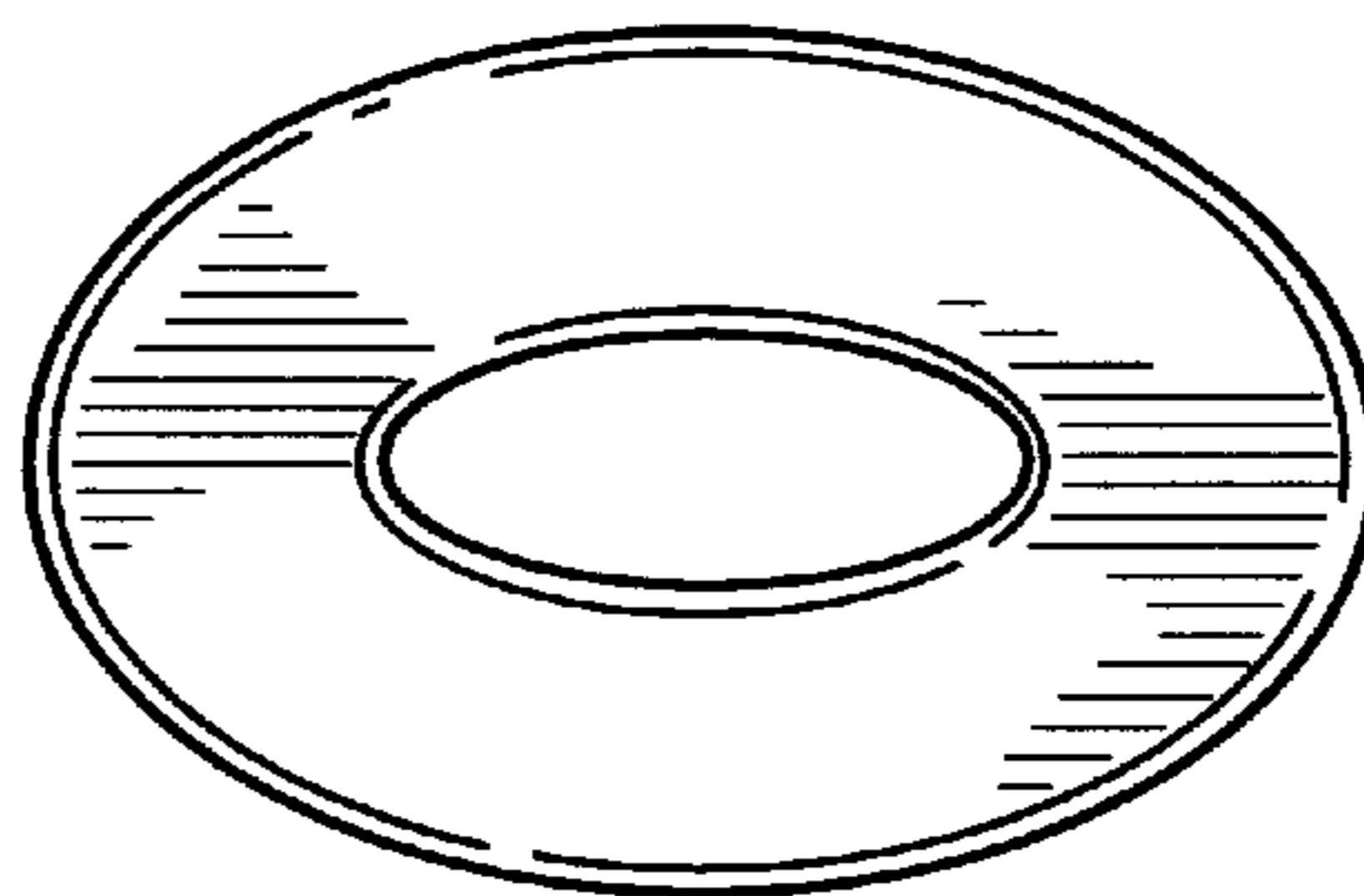


FIG. 2




FIG. 3

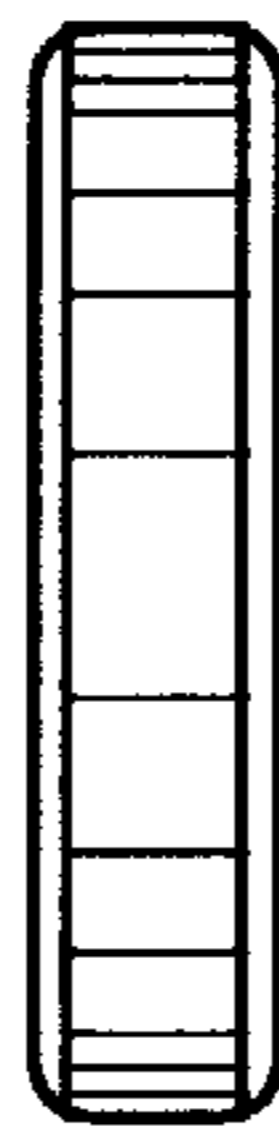


FIG. 4

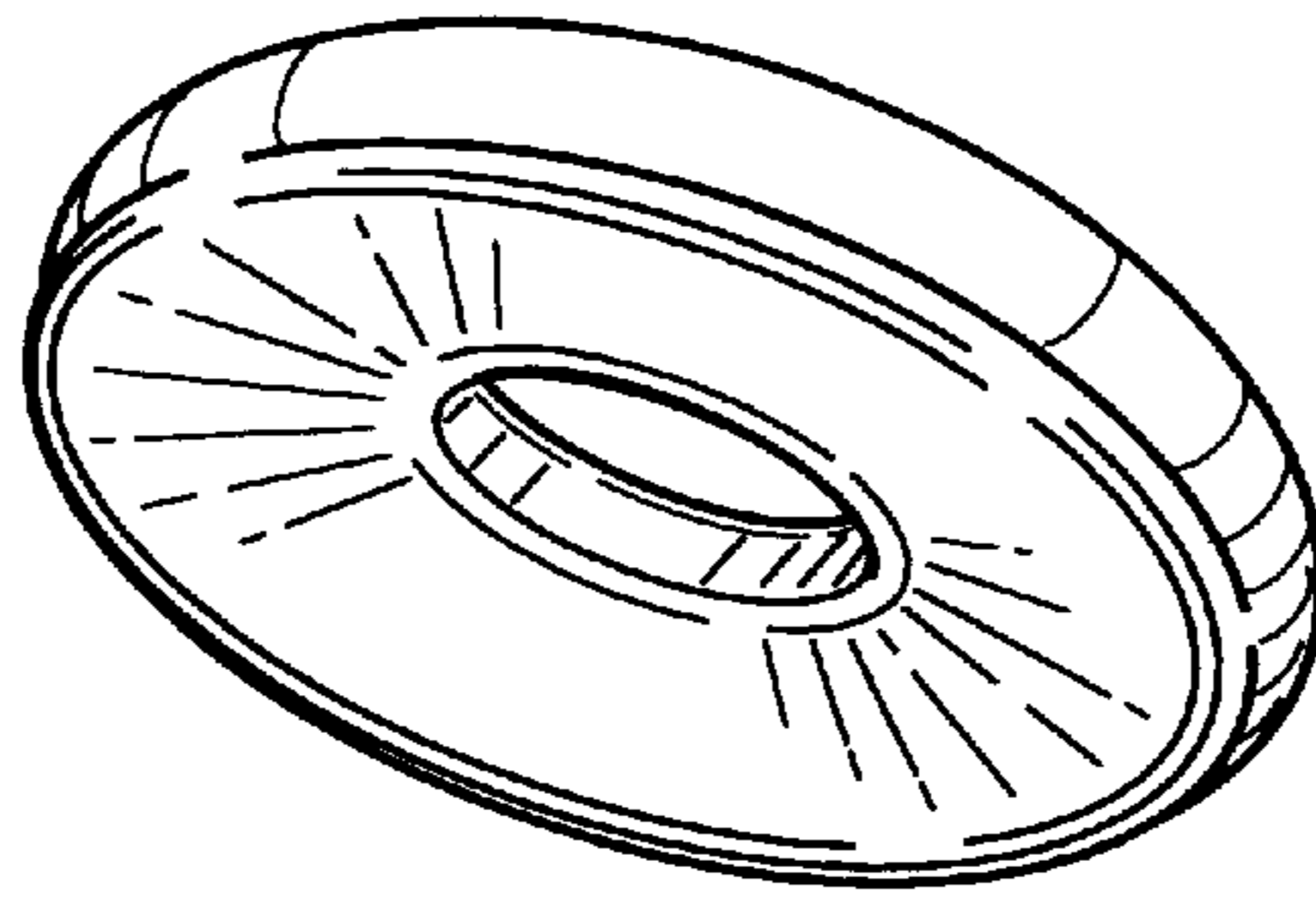


FIG. 5

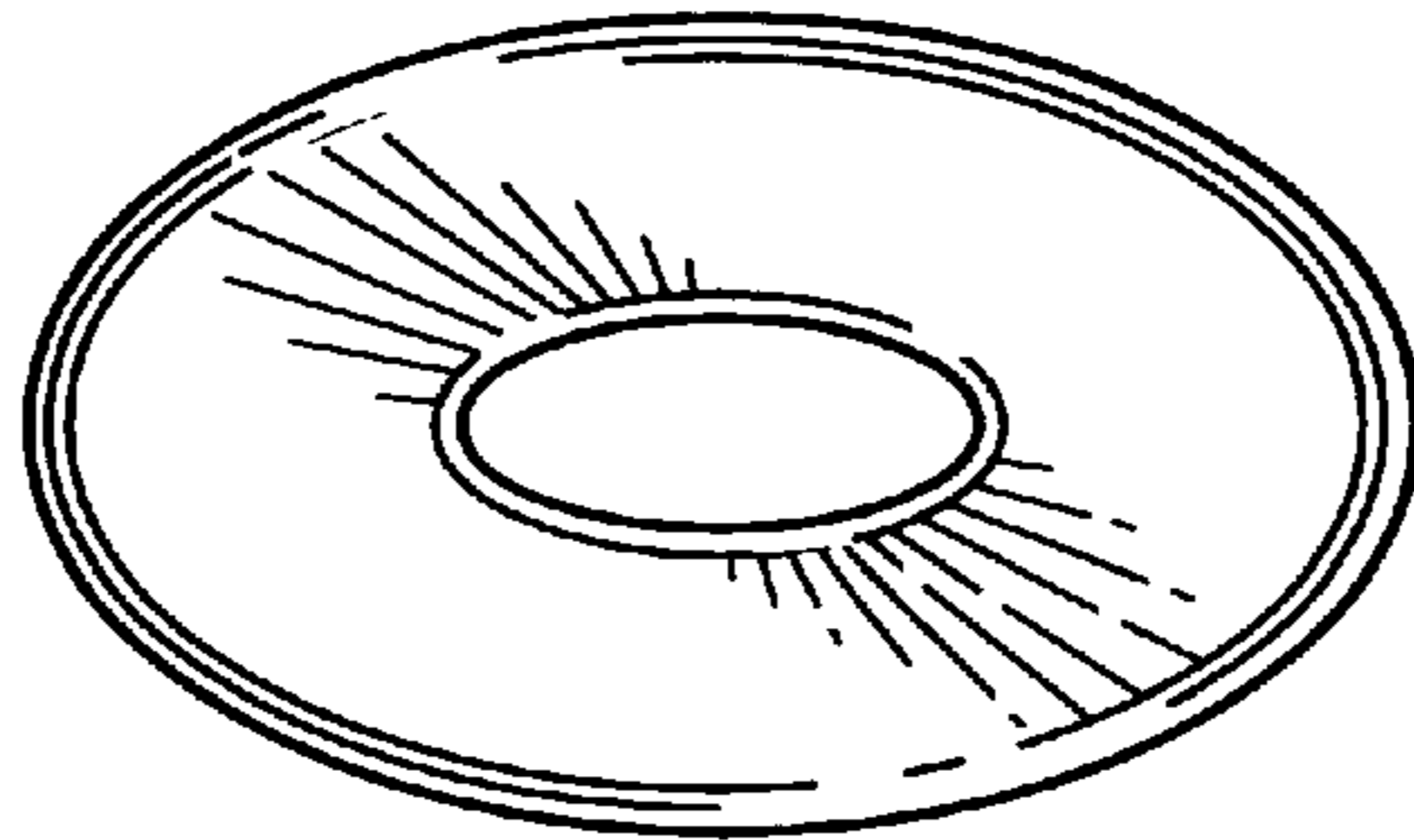


FIG. 6



FIG. 7

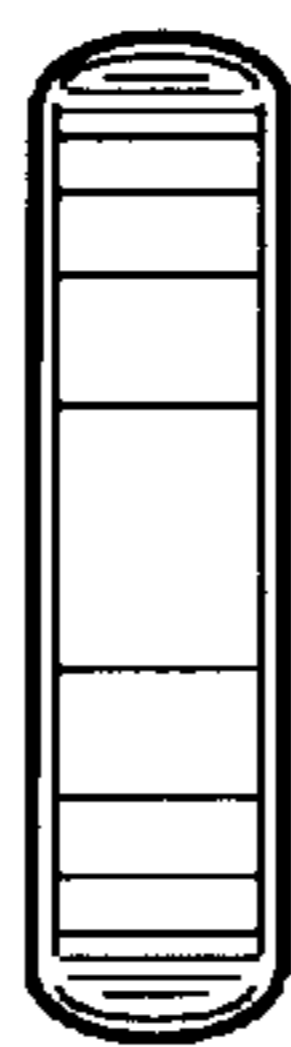


FIG. 8