



US00D438686S

(12) **United States Design Patent**
Robinson

(10) **Patent No.:** **US D438,686 S**

(45) **Date of Patent:** **** Mar. 6, 2001**

(54) **URN**

(76) **Inventor:** **Hewitt Robinson**, 1641 E. Broad
Ripple Ave., Indianapolis, IN (US)
46204

(**) **Term:** **14 Years**

(21) **Appl. No.:** **29/121,356**

(22) **Filed:** **Apr. 5, 2000**

(51) **LOC (7) Cl.** **99-00**

(52) **U.S. Cl.** **D99/5**

(58) **Field of Search** D99/1, 5; D11/143,
D11/144, 145, 146, 151, 152; D7/540, 612;
206/776, 779; 220/215, 602, 630; D9/503

(56) **References Cited**

U.S. PATENT DOCUMENTS

- D. 91,521 * 2/1934 Hanks D7/540
- D. 98,914 * 3/1936 Briscoe D99/5
- D. 254,831 * 4/1980 Smith D7/540

- D. 266,620 * 10/1982 Krech D99/5
- D. 348,312 * 6/1994 Schwartz et al. D23/367
- D. 356,422 * 3/1995 Parker D99/5
- D. 360,732 * 7/1995 Parker D99/5
- D. 424,273 * 5/2000 Robinson D99/5
- 3,051,303 * 8/1962 Daanen et al. 206/776

* cited by examiner

Primary Examiner—Paula A. Mortimer

(74) *Attorney, Agent, or Firm*—Woodard, Emhardt,
Naughton, Moriarty & McNett

(57) **CLAIM**

The ornamental design for an urn, as shown and described.

DESCRIPTION


FIG. 1 is a perspective view of the urn of the present invention;

FIG. 2 is a side elevation of the urn;

FIG. 3 is a top plan view of the urn; and,

FIG. 4 is a bottom plan view of the urn.

1 Claim, 3 Drawing Sheets



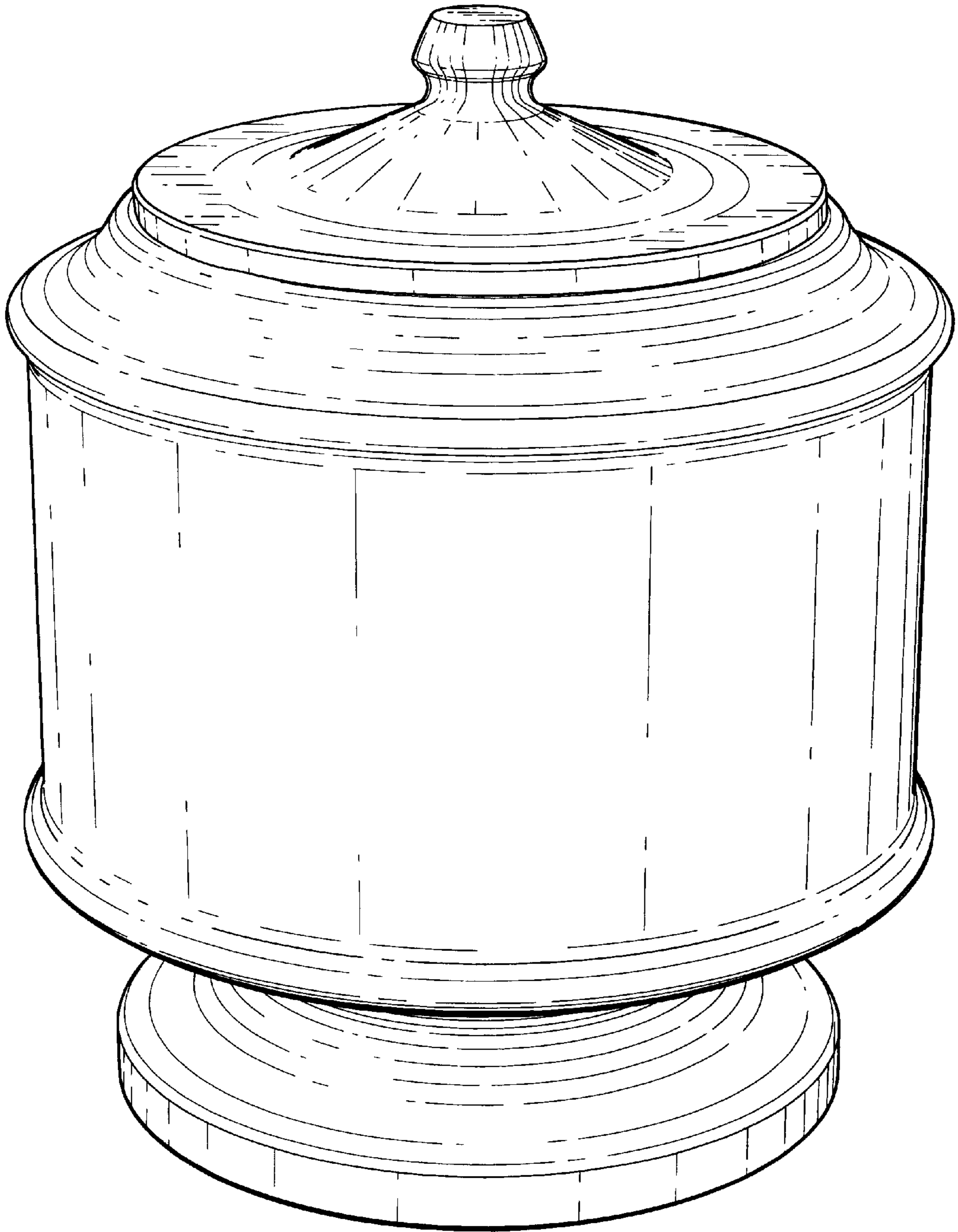


Fig. 1




Fig. 2

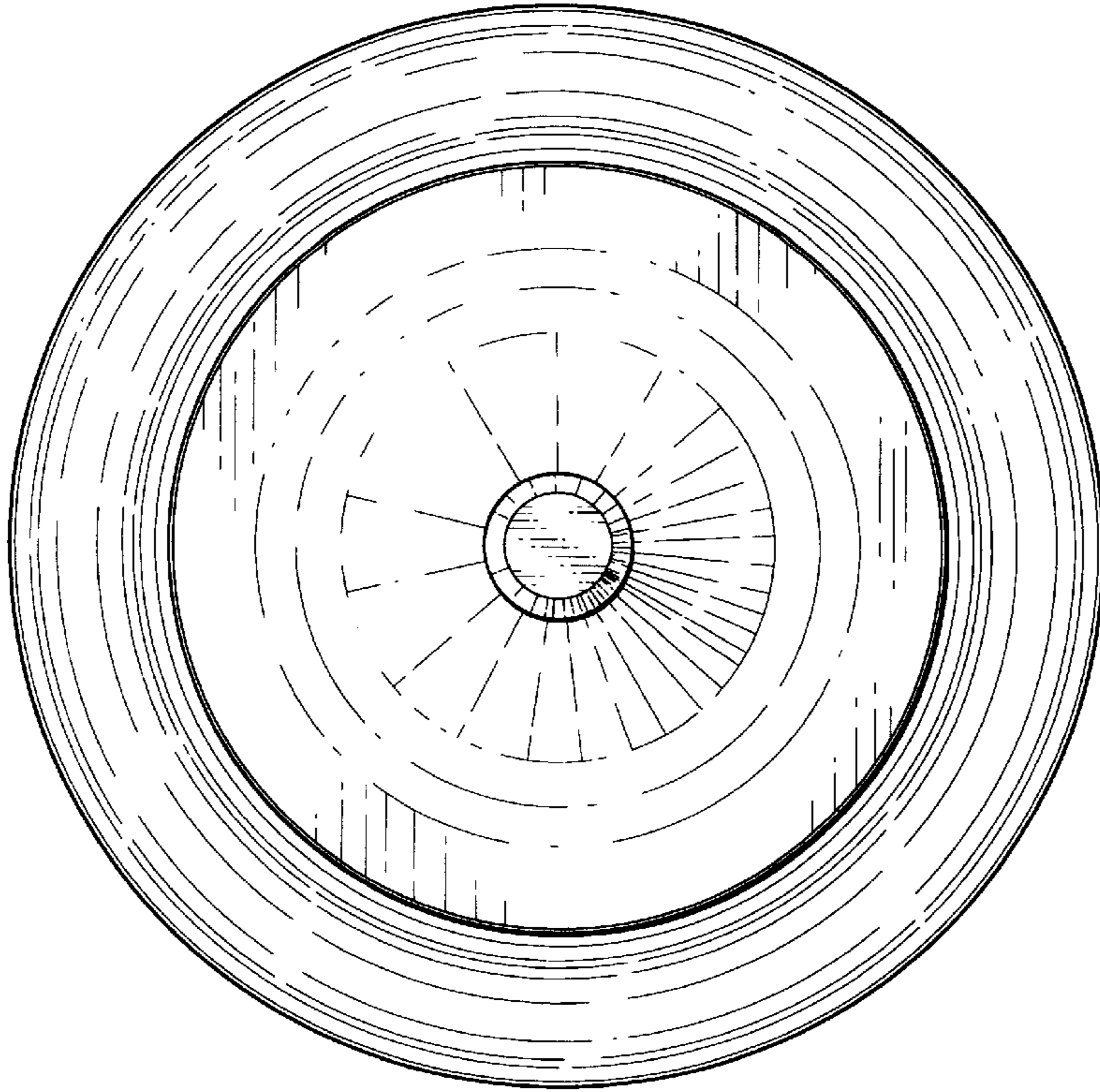


Fig. 3

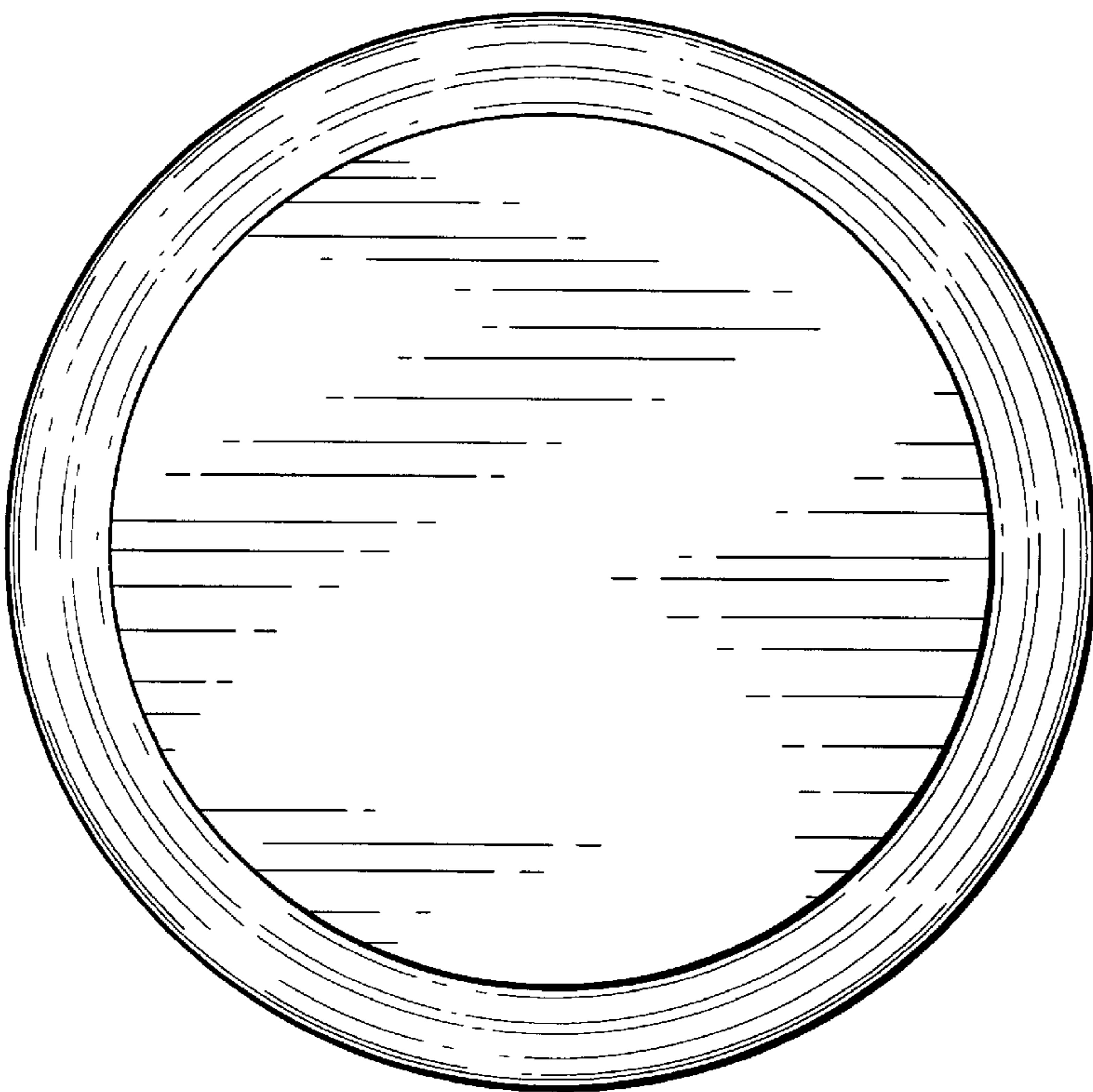


Fig. 4