



US00D438685S

(12) **United States Design Patent**  
**Robinson**

(10) **Patent No.:** **US D438,685 S**

(45) **Date of Patent:** **\*\* Mar. 6, 2001**

(54) **URN**

(76) **Inventor:** **Hewitt Robinson**, 1641 E. Broad  
Ripple Ave., Indianapolis, IN (US)  
46204

(\*\*) **Term:** **14 Years**

(21) **Appl. No.:** **29/121,353**

(22) **Filed:** **Apr. 6, 2000**

(51) **LOC (7) Cl.** ..... **99-00**

(52) **U.S. Cl.** ..... **D99/5**

(58) **Field of Search** ..... D99/1, 5; D11/143,  
D11/144, 145, 146, 151, 152; D7/540, 612;  
206/776, 779; 220/215, 602, 630; D9/503;  
D23/367

(56) **References Cited**

**U.S. PATENT DOCUMENTS**

- D. 91,521 \* 2/1934 Hanks ..... D7/540
- D. 98,914 \* 3/1936 Briscoe ..... D99/5
- D. 150,232 \* 7/1948 Jones ..... D99/5

- D. 254,831 \* 4/1980 Smith ..... D7/540
- D. 266,620 \* 10/1982 Krech ..... D99/5
- D. 348,312 \* 6/1994 Schwartz et al. .... D23/367
- D. 356,422 \* 3/1995 Parker ..... D99/5
- D. 360,732 \* 7/1995 Parker ..... D99/5
- D. 424,273 \* 5/2000 Robinson ..... D99/5
- 3,051,303 \* 8/1962 Daanen et al. .... 206/776

\* cited by examiner

*Primary Examiner*—Paula A. Mortimer

(74) *Attorney, Agent, or Firm*—Woodard, Emhardt,  
Naughton, Moriarty & McNett

(57) **CLAIM**

The ornamental design for an urn, as shown and described.

**DESCRIPTION**


FIG. 1 is a perspective view of the urn of the present invention;


FIG. 2 is a side elevational of the urn;

FIG. 3 is a top plan view of the urn; and,


FIG. 4 is a bottom plan view of the urn.

**1 Claim, 3 Drawing Sheets**

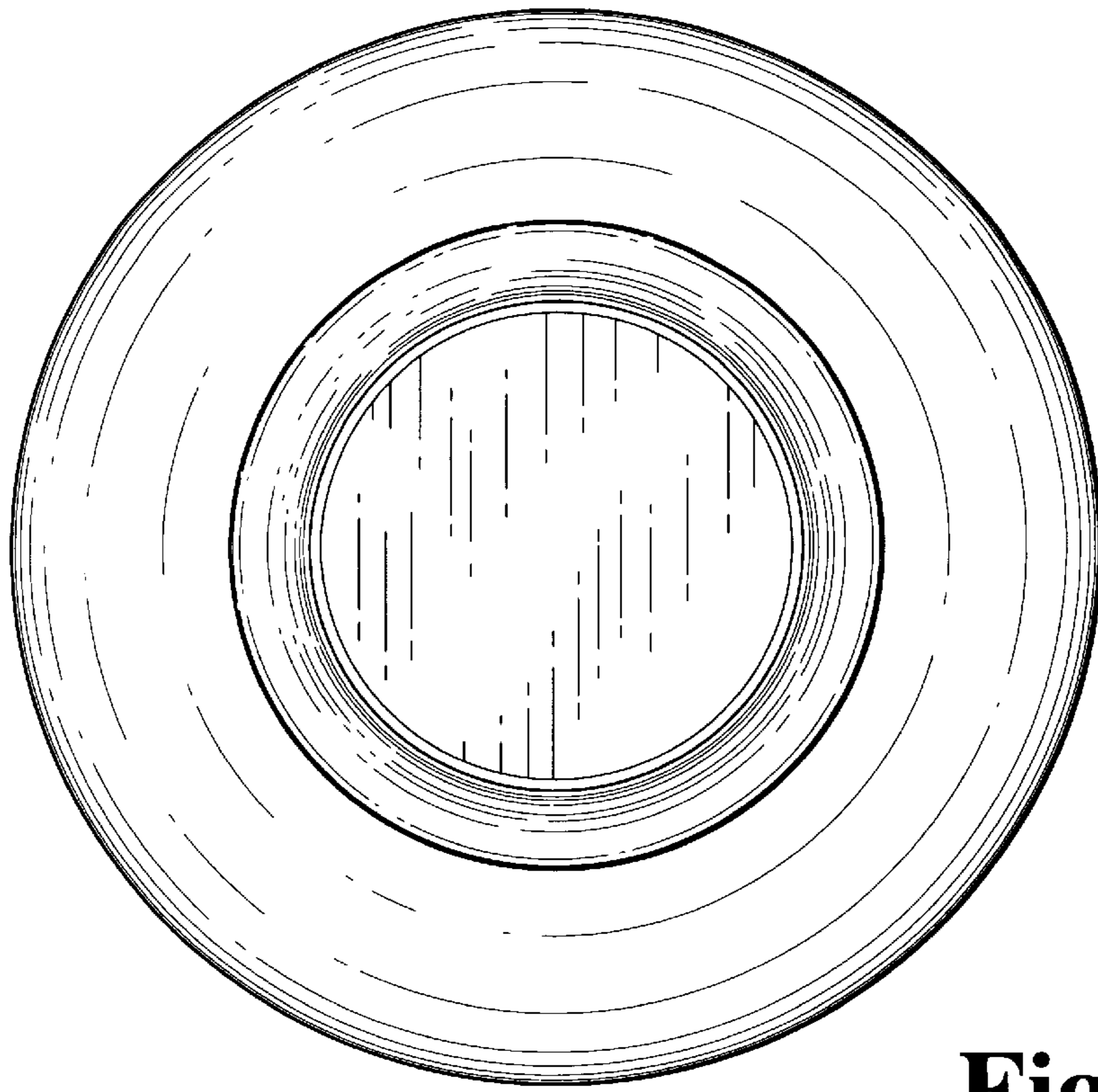




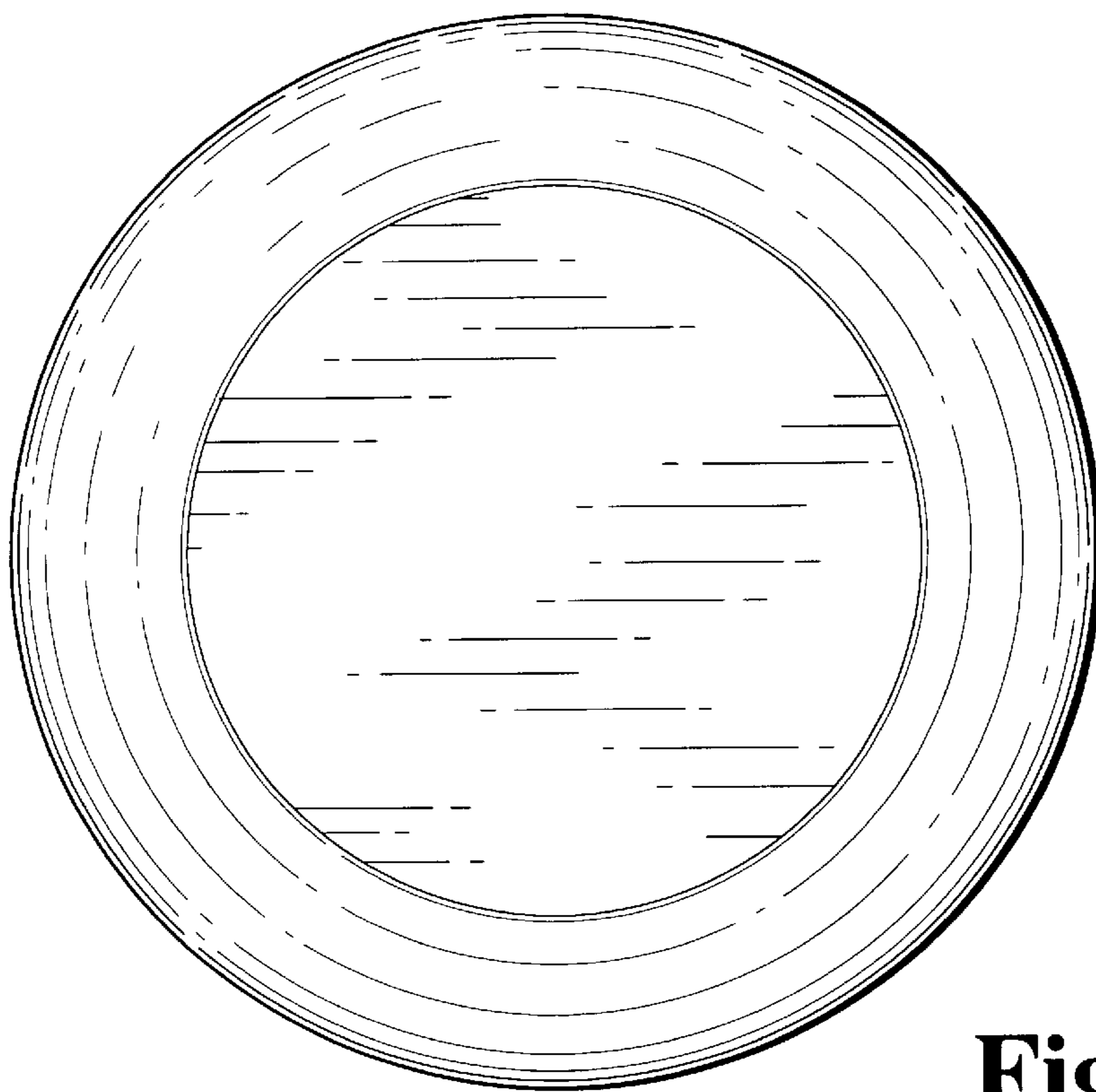
**Fig. 1**



**Fig. 2**



**Fig. 3**



**Fig. 4**