



US00D438677S

(12) **United States Design Patent**  
**Roberts**

(10) **Patent No.:** **US D438,677 S**

(45) **Date of Patent:** **\*\* Mar. 6, 2001**

(54) **DISHWASHER DOUBLE DOOR**  
(75) Inventor: **Michael C. Roberts**, Newton, IA (US)  
(73) Assignee: **Maytag Corporation**, Newton, IA (US)  
(\*\*) Term: **14 Years**

4,951,693 \* 8/1990 Archambault ..... 134/58 DL  
5,151,884 \* 9/1992 Griffith et al. .... 134/57 D  
5,470,142 11/1995 Sargeant et al. .  
5,651,380 7/1997 Sargeant et al. .  
5,651,382 7/1997 Sargeant et al. .  
5,709,237 1/1998 Sargeant et al. .  
5,743,281 4/1998 Sargeant et al. .  
5,755,244 5/1998 Sargeant et al. .

(21) Appl. No.: **29/093,881**

\* cited by examiner

(22) Filed: **Sep. 21, 1998**

*Primary Examiner*—Mitchell Siegel

(51) **LOC (7) Cl.** ..... **15-05**

(74) *Attorney, Agent, or Firm*—Zarley, McKee, Thomte, Voorhees & Sease

(52) **U.S. Cl.** ..... **D32/3**

(58) **Field of Search** ..... D32/2, 3; 134/56 D,  
134/58 DL, 57 D, 135, 200; 312/108, 109

(57) **CLAIM**

We claim the ornamental design for a dishwasher double door, as shown and described.

(56) **References Cited**

**DESCRIPTION**

**U.S. PATENT DOCUMENTS**

|            |   |         |                  |       |         |
|------------|---|---------|------------------|-------|---------|
| D. 153,913 | * | 5/1949  | Bartlett         | ..... | D32/2   |
| D. 164,740 | * | 10/1951 | Stanitz          | ..... | D32/2   |
| D. 172,772 |   | 8/1954  | Trout et al.     | .     |         |
| D. 172,773 |   | 8/1954  | Trout et al.     | .     |         |
| D. 175,869 |   | 10/1955 | Trout et al.     | .     |         |
| D. 205,959 | * | 10/1966 | Smith            | ..... | D32/2   |
| D. 284,123 |   | 6/1986  | Eyzaguirre       | .     |         |
| D. 313,678 |   | 1/1991  | Yamaguchi et al. | .     |         |
| D. 320,487 | * | 10/1991 | Marks et al.     | ..... | D32/3   |
| D. 320,488 | * | 10/1991 | Marks et al.     | ..... | D32/3   |
| D. 320,489 | * | 10/1991 | Marks et al.     | ..... | D32/3   |
| D. 377,853 | * | 2/1997  | Sparks           | ..... | D32/3   |
| D. 385,070 | * | 10/1997 | Hughes et al.    | ..... | D32/3   |
| D. 400,320 |   | 10/1998 | Brace            | .     |         |
| D. 403,471 | * | 12/1998 | Brace            | ..... | D32/2   |
| 3,059,663  |   | 10/1962 | Ingolia          | .     |         |
| 4,732,431  | * | 3/1988  | Mason            | ..... | 312/109 |

FIG. 1 is a perspective view of the dishwasher door, the broken line showing of the kitchen counter, cabinets and floor is for illustrative purposes only and forms no part of the claimed design.

FIG. 2 is a top plan view of the dishwasher double door.

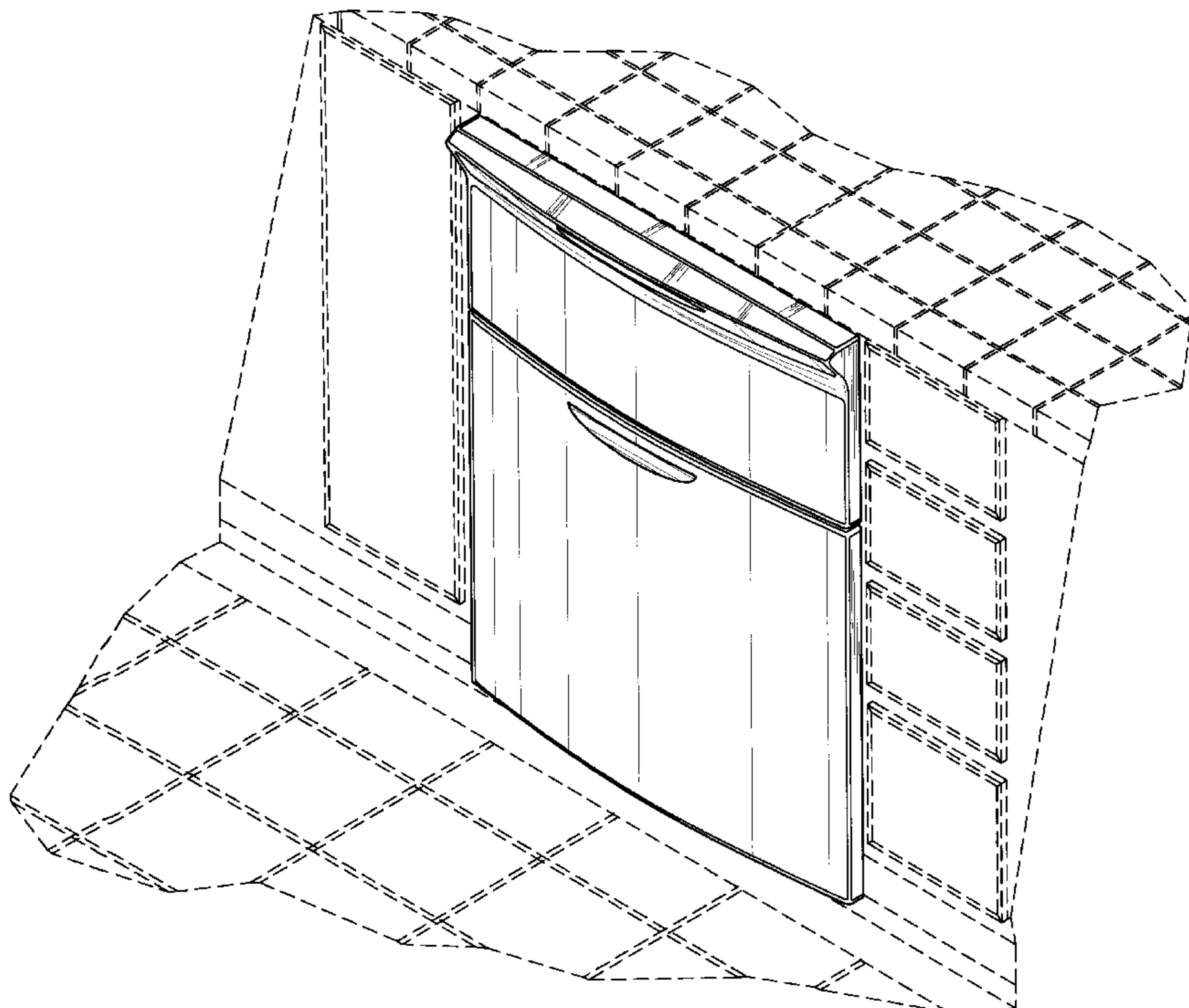
FIG. 3 is a front elevational view of the dishwasher double door.

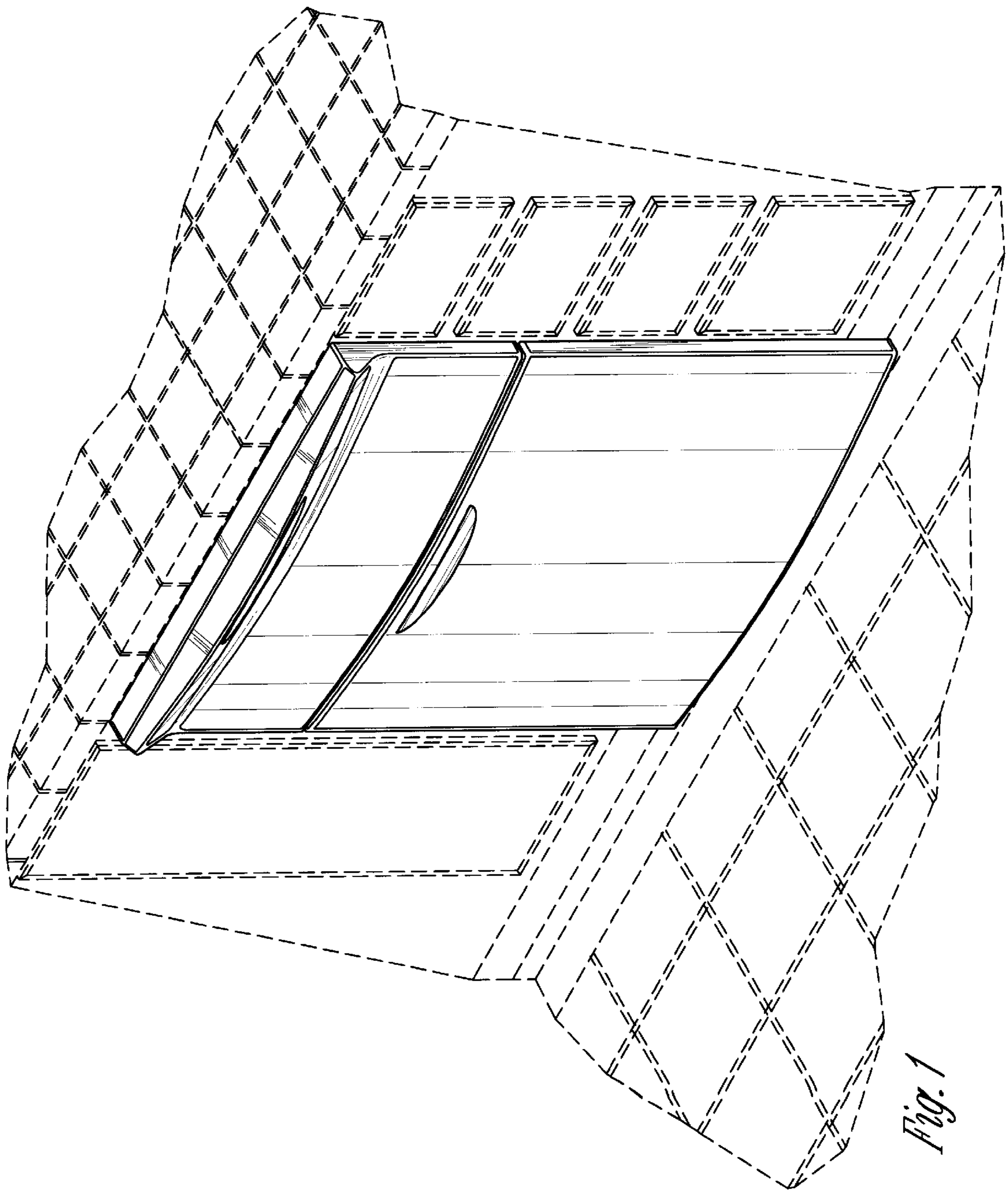
FIG. 4 is a bottom view of the dishwasher double door.

FIG. 5 is a rear elevational view of the dishwasher double door; and,

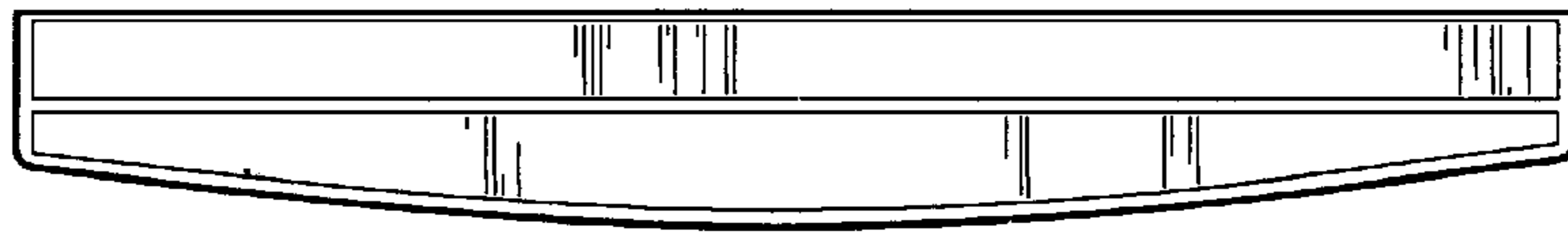
FIG. 6 is a side elevational view of the dishwasher double door taken from the right-hand side of FIG. 3, the opposite side view being the same.

**1 Claim, 3 Drawing Sheets**

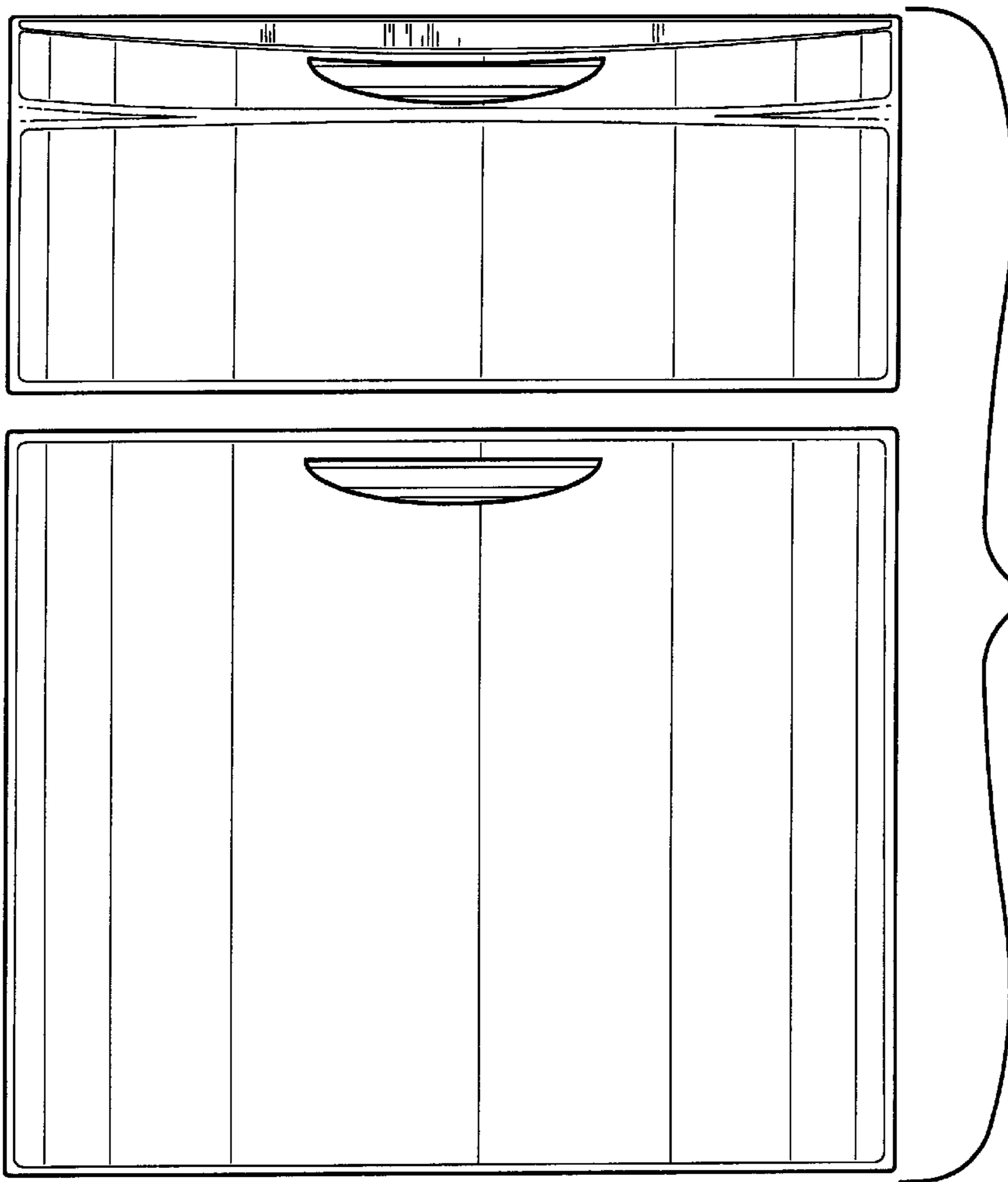




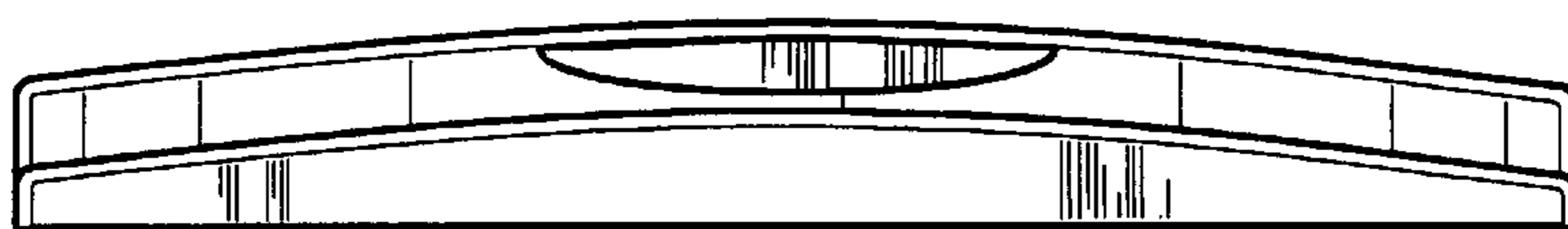
*Fig. 1*



*Fig. 2*



*Fig. 3*



*Fig. 4*

