



US00D438670S

(12) **United States Design Patent**
Johnson

(10) **Patent No.:** **US D438,670 S**

(45) **Date of Patent:** **** Mar. 6, 2001**

(54) **ARM FOR LIGHTING FIXTURE**

D. 411,033 * 6/1999 Mariner D26/155
3,387,129 * 6/1968 Weber et al. 362/405 X

(75) Inventor: **Aaron Mitchell Johnson**, Fort Worth, TX (US)

* cited by examiner

(73) Assignee: **Davoil, Inc.**, Fort Worth, TX (US)

Primary Examiner—Alan P. Douglas

Assistant Examiner—Linda Brooks

(**) Term: **14 Years**

(74) *Attorney, Agent, or Firm*—Kenneth C. Hill

(21) Appl. No.: **29/116,550**

(57) **CLAIM**

(22) Filed: **Jan. 5, 2000**

The ornamental design for an arm for lighting fixture, as shown and described.

(51) **LOC (7) Cl.** **26-99**

DESCRIPTION

(52) **U.S. Cl.** **D26/155**

(58) **Field of Search** D26/72, 80-87,
D26/88-92, 142, 152, 155, 145; 362/147,
432, 404-408

FIG. 1 is a right side view of an arm for lighting fixture, and the left side view is a mirror image thereof.

FIG. 2 is a back view of an arm for lighting fixture.

FIG. 3 is a front view of an arm for lighting fixture.

FIG. 4 is a top view of an arm for lighting fixture; and,

FIG. 5 is a bottom view of an arm for lighting fixture.

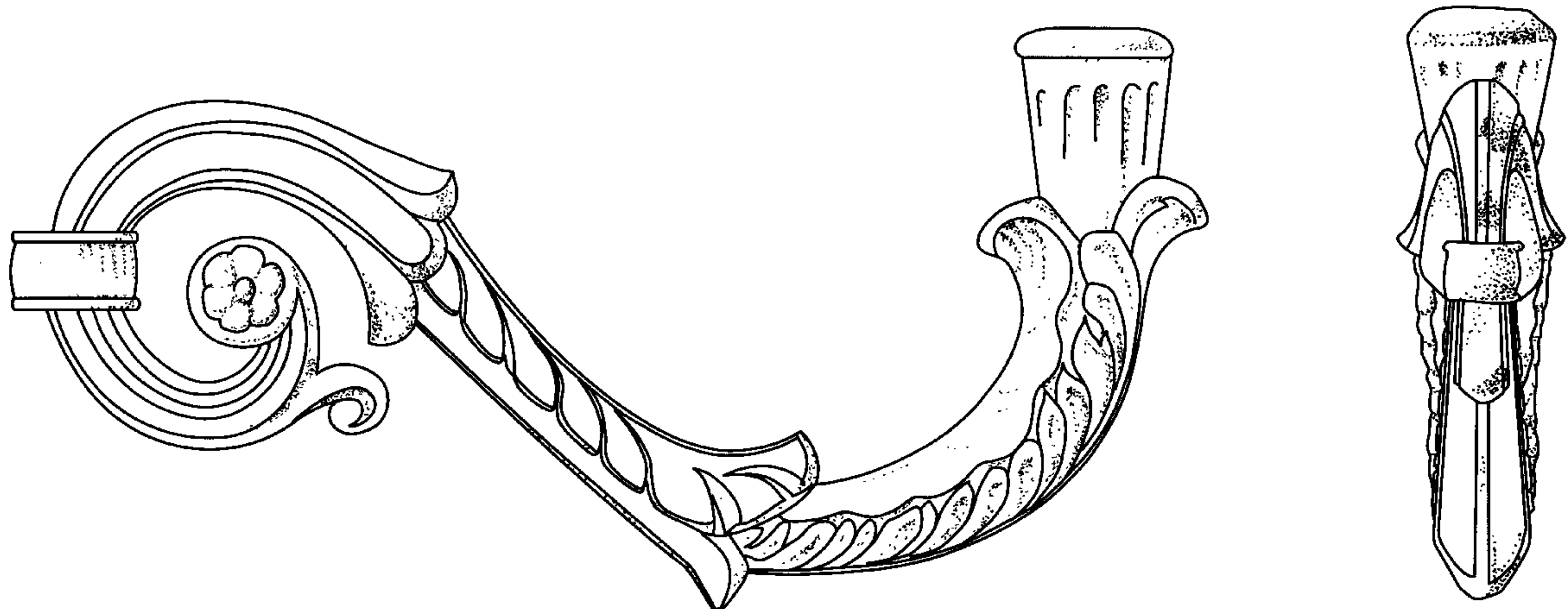
(56) **References Cited**

U.S. PATENT DOCUMENTS

D. 123,861 * 12/1940 Elting D26/146

D. 405,915 * 2/1999 Fraile D26/145

1 Claim, 3 Drawing Sheets






FIG. 1

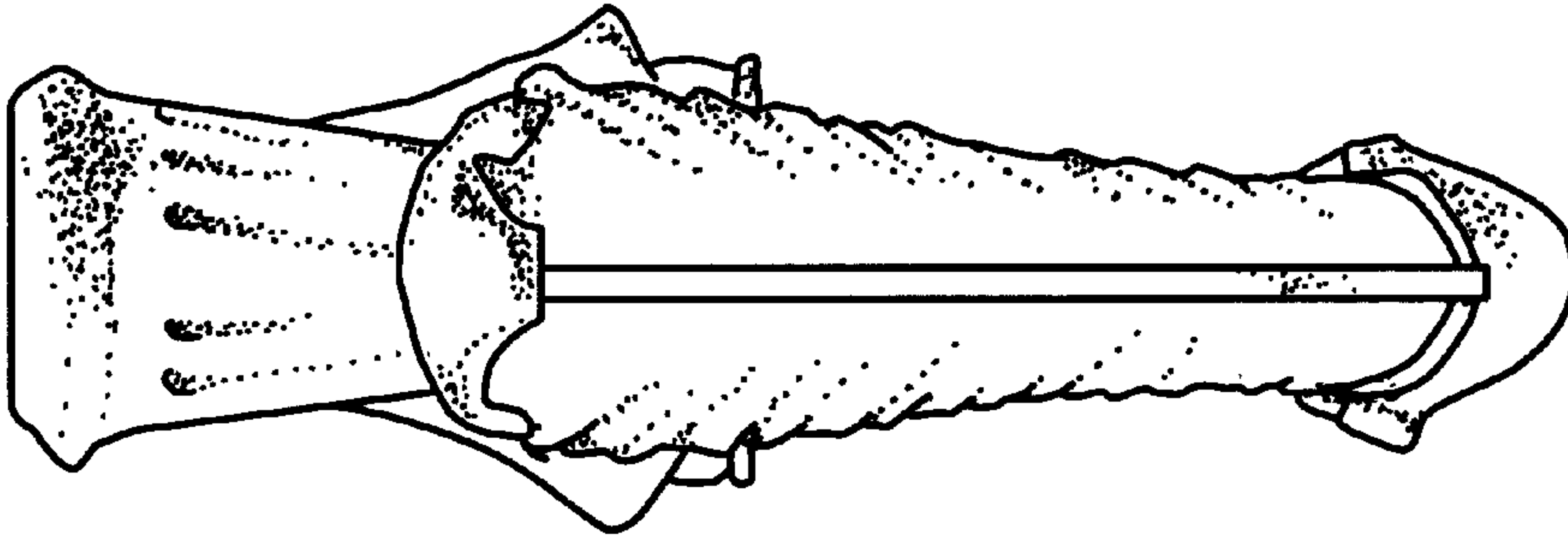


FIG. 3

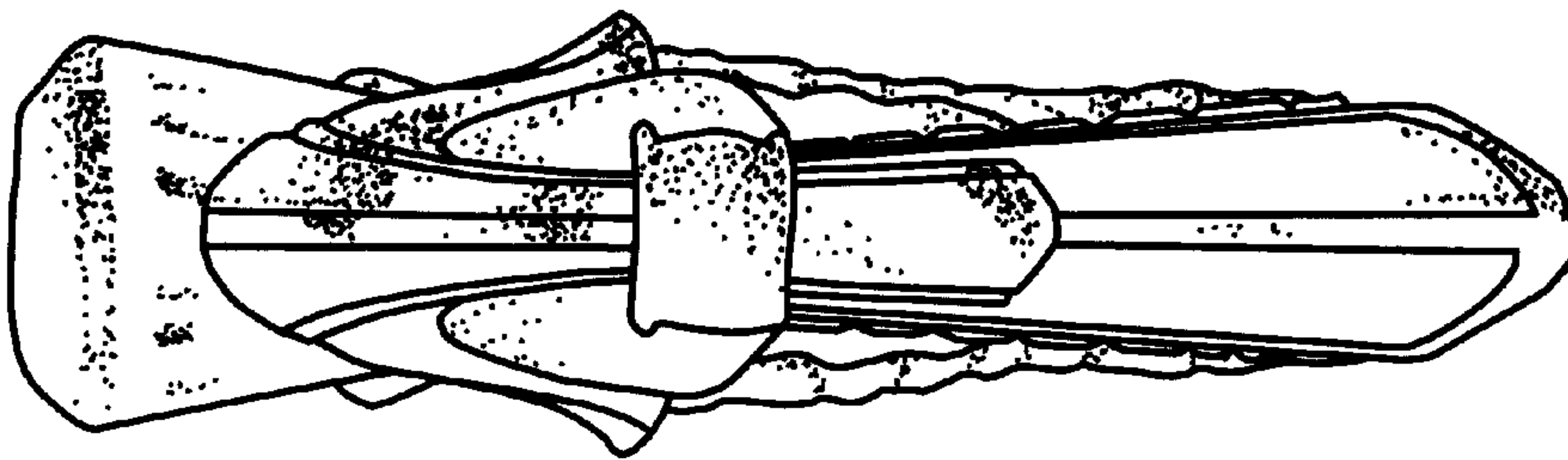


FIG. 2

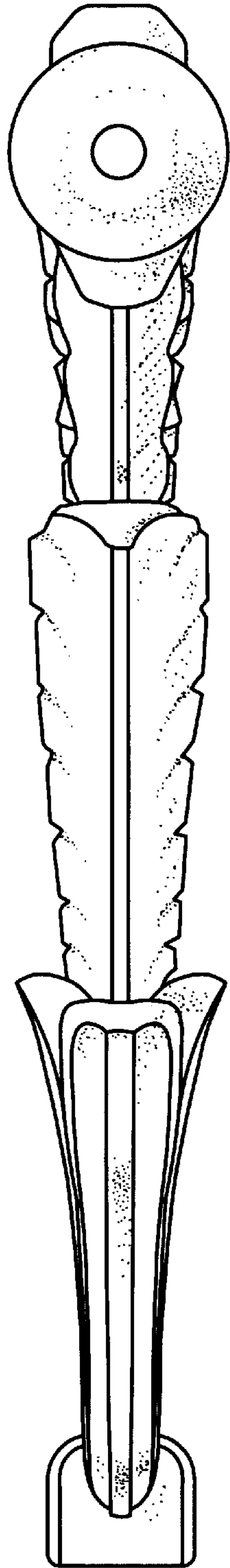


FIG. 4

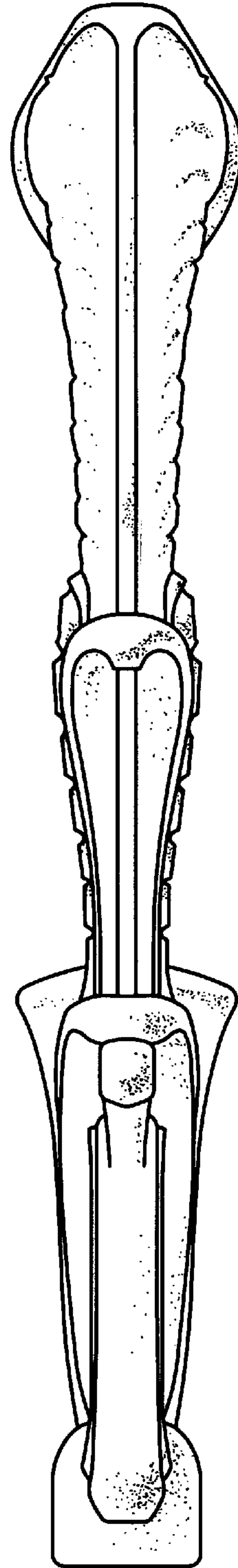


FIG. 5