



US00D438660S

(12) **United States Design Patent**
De'Armond et al.

(10) **Patent No.:** **US D438,660 S**

(45) **Date of Patent:** **** Mar. 6, 2001**

(54) **LAMP HOUSING**

(75) Inventors: **Robert De'Armond**, Temecula; **Jan Jaspers Fayer**, Idyllwild, both of CA (US)

(73) Assignee: **Minka Lighting, Inc.**, Corona, CA (US)

(**) Term: **14 Years**

(21) Appl. No.: **29/115,935**

(22) Filed: **Dec. 22, 1999**

(51) **LOC (7) Cl.** **26-05**

(52) **U.S. Cl.** **D26/72**

(58) **Field of Search** D26/72, 85, 92,
D26/67-70; 362/431, 432, 147, 362, 363,
404-409

(56) **References Cited**

U.S. PATENT DOCUMENTS

- D. 36,975 6/1904 Humphrey .
- D. 51,326 10/1917 Adam .
- D. 63,615 6/1923 Crowell .
- D. 64,986 6/1924 Klein .
- D. 65,207 7/1924 Wolter .
- D. 65,532 9/1924 Klein .
- D. 66,189 12/1924 Jaeger .
- D. 66,430 1/1925 Snow .
- D. 67,423 5/1925 Walker .
- D. 70,108 5/1926 Gottlicher .
- D. 74,689 3/1928 Ludwig .
- D. 84,097 5/1931 McFadden .
- D. 159,423 7/1950 Kushner .
- D. 213,879 4/1969 Algoren .
- D. 277,933 3/1985 Valli .
- D. 314,834 2/1991 Rottner .
- D. 333,531 2/1993 Rottner .
- D. 353,906 12/1994 Hsu .
- D. 388,215 12/1997 Hsu .
- D. 388,217 12/1997 Hsu .
- D. 394,519 5/1998 Hsu .
- D. 403,464 12/1998 Fraile .
- D. 406,919 3/1999 Leon .
- D. 411,331 6/1999 Miranda .

- D. 417,926 12/1999 Meck et al. .
- D. 417,927 12/1999 Meck et al. .
- D. 419,717 1/2000 Dolan .
- D. 420,162 2/2000 Meck et al. .
- D. 420,459 2/2000 Meck et al. .
- D. 420,460 2/2000 Meck et al. .
- D. 420,760 2/2000 Meck et al. .
- D. 422,106 3/2000 Meck et al. .
- D. 427,355 6/2000 Miranda .
- D. 427,714 7/2000 Cohen .
- D. 427,715 7/2000 Miranda .
- D. 427,721 7/2000 De'Armond .
- D. 428,187 7/2000 De'Armond .
- 1,494,208 5/1924 Bailey .
- 5,442,532 8/1995 Boulos et al. .

OTHER PUBLICATIONS

- U.S. application No. 29/115,888, Robert De'Armond, et al.
- U.S. application No. 29/115,932, Robert De'Armond, et al.

Primary Examiner—Alan P. Douglas

Assistant Examiner—Linda Brooks

(74) *Attorney, Agent, or Firm*—Jenkins & Gilchrist, P.C.

(57) **CLAIM**

The ornamental design for a lamp housing, as shown and described.

DESCRIPTION

FIG. 1 is a left side elevational view of the lamp housing in accordance with the design, illustrated in the environment of a lamp;

FIG. 2 is a top plan view of the lamp housing in accordance with the design;


FIG. 3 is a front elevational view of the lamp housing in accordance with the design, the, rear, right side, and left side being identical thereto;

FIG. 4 is a side elevational view of the lamp housing in accordance with the design, the view being aligned with a corner between two of the panes of glass; and,

FIG. 5 is a bottom plan view of the lamp housing in accordance with the design.

The broken lines show the environment in which the article is used and are not considered part of the design claimed.

1 Claim, 3 Drawing Sheets






Fig. 1

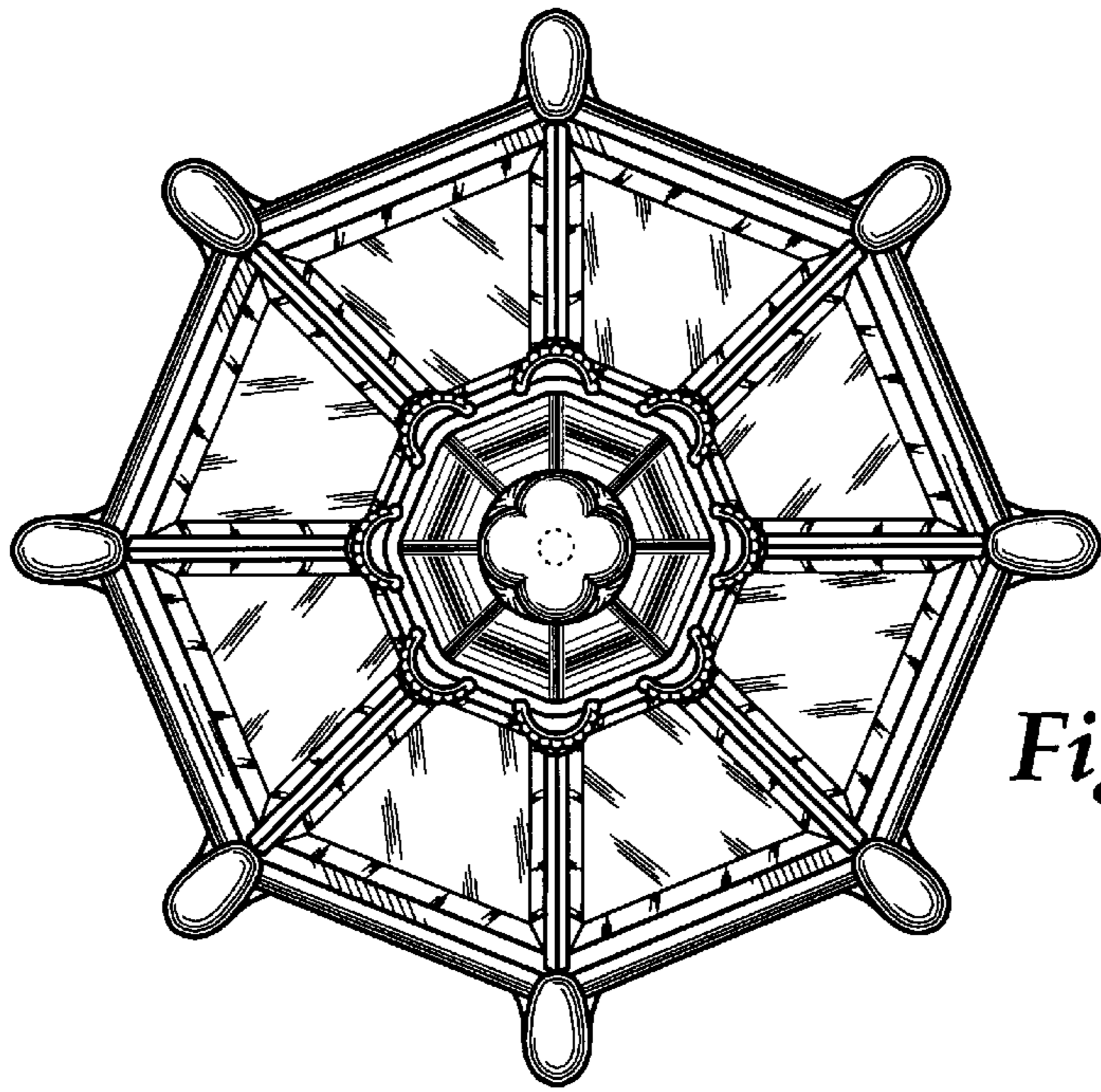


Fig.2

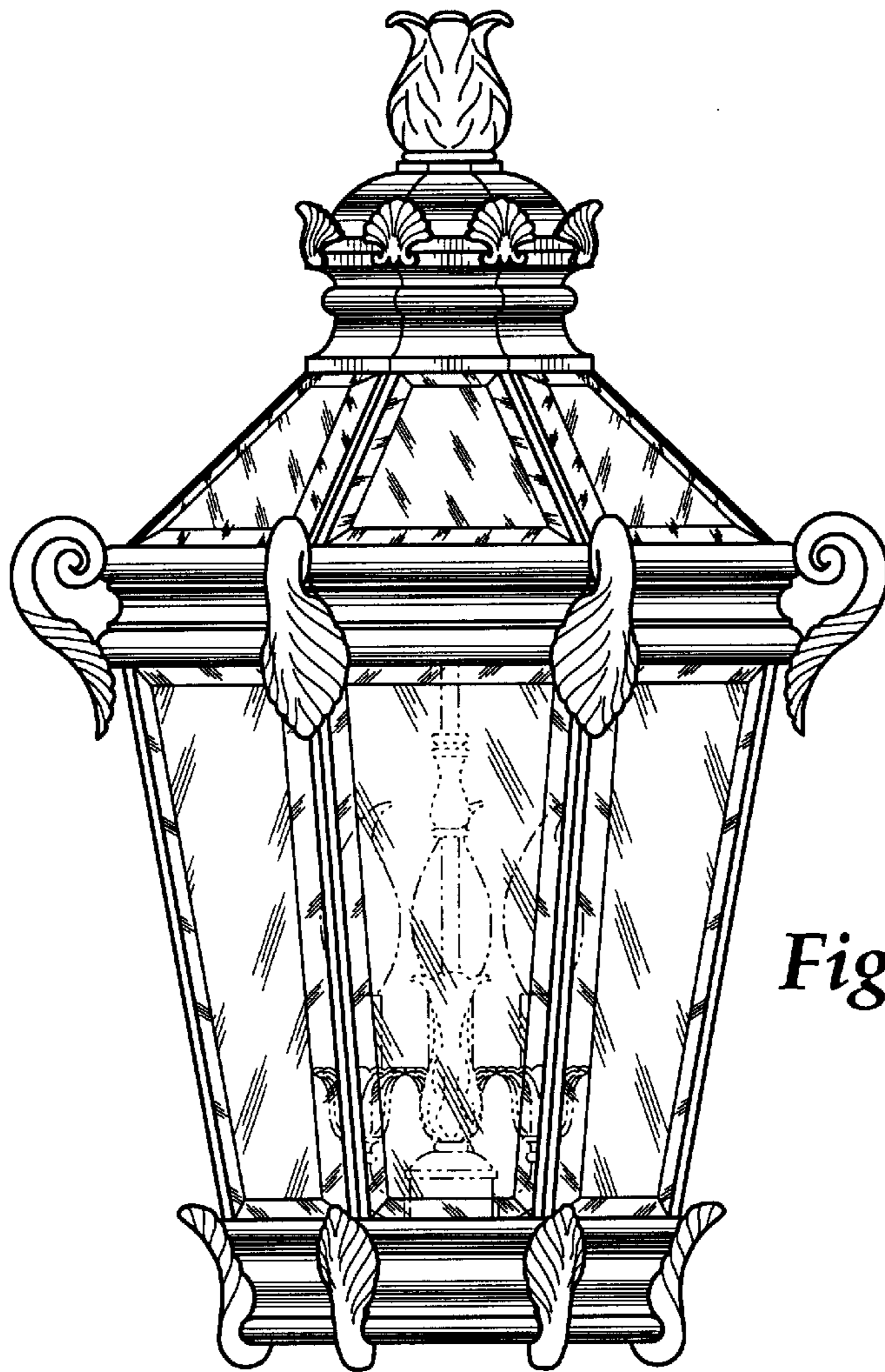


Fig.3

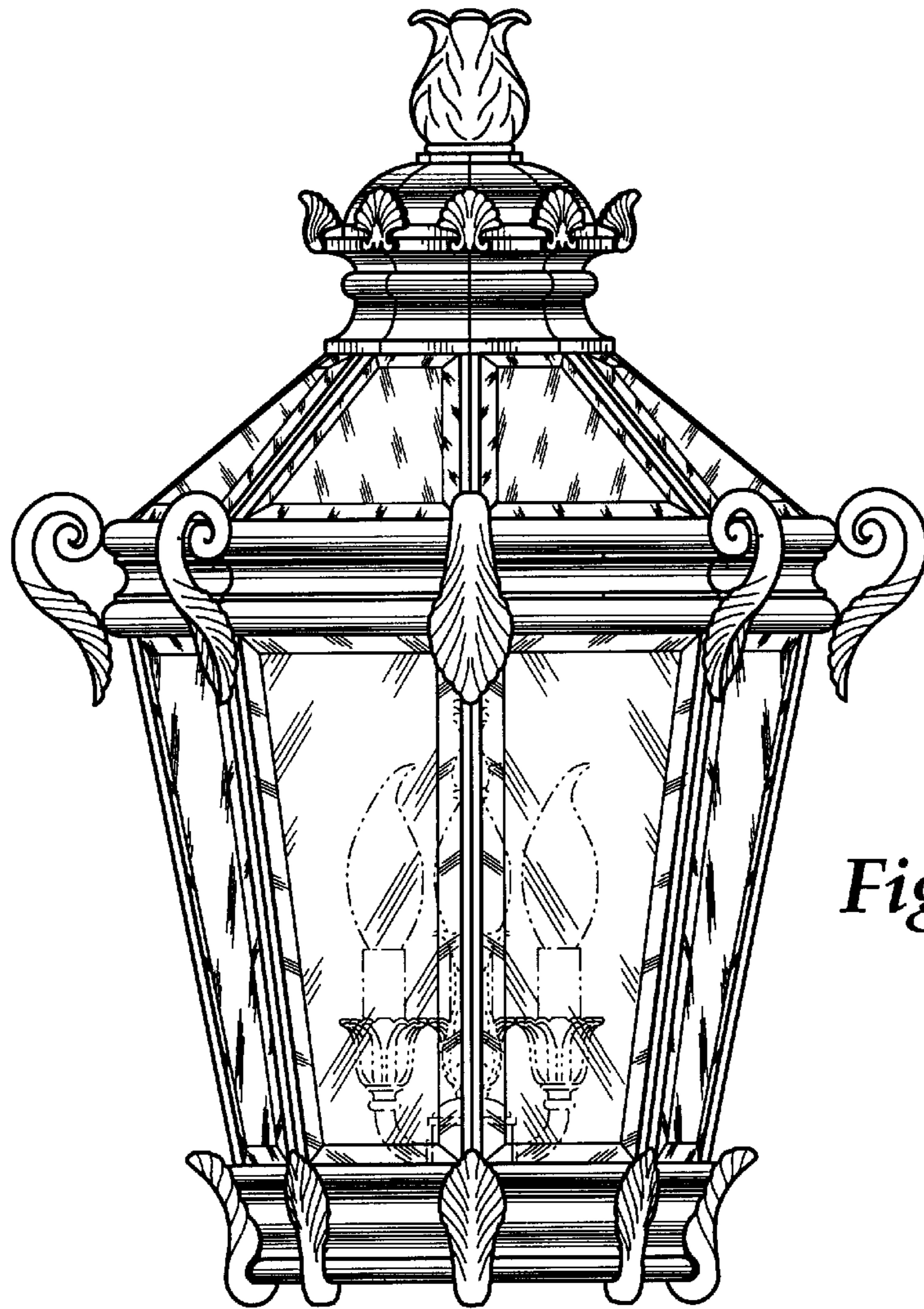


Fig.4

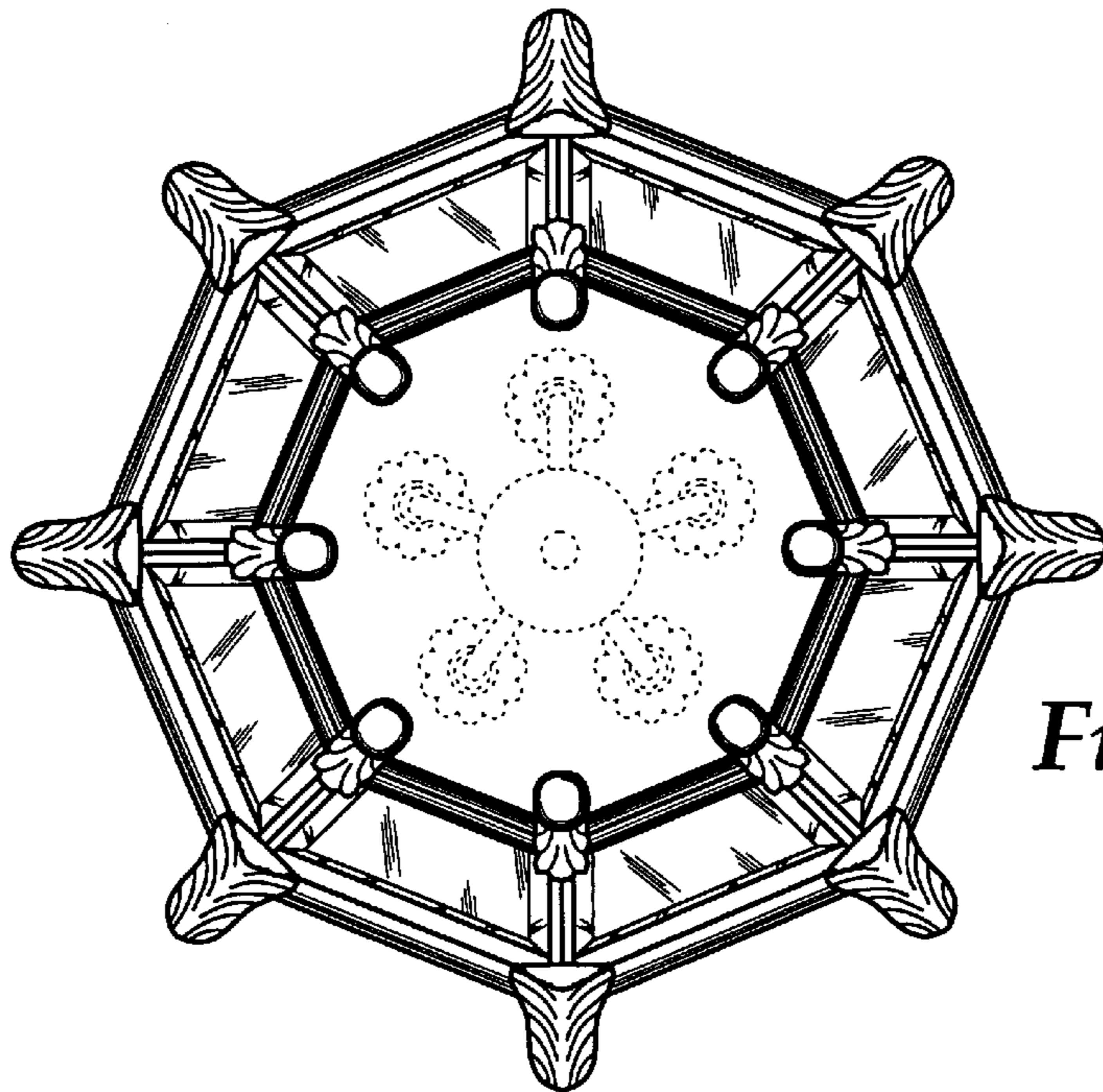


Fig.5